

# Liquor Market Review

Fiscal 2025/26 Q3

December 2025



**LIQUOR  
DISTRIBUTION  
BRANCH**

# Table of Contents

Introduction .....	3
Beer Sales (Net \$) .....	4
Beer Sales (Litres) .....	6
Refreshment Beverages Sales (Net \$) .....	8
Refreshment Beverages Sales (Litres) .....	10
Spirits Sales (Net \$) .....	12
Spirits Sales (Litres) .....	16
Wine Sales (Net \$) .....	20
Wine Sales (Litres) .....	26
Glossary .....	32

# Introduction

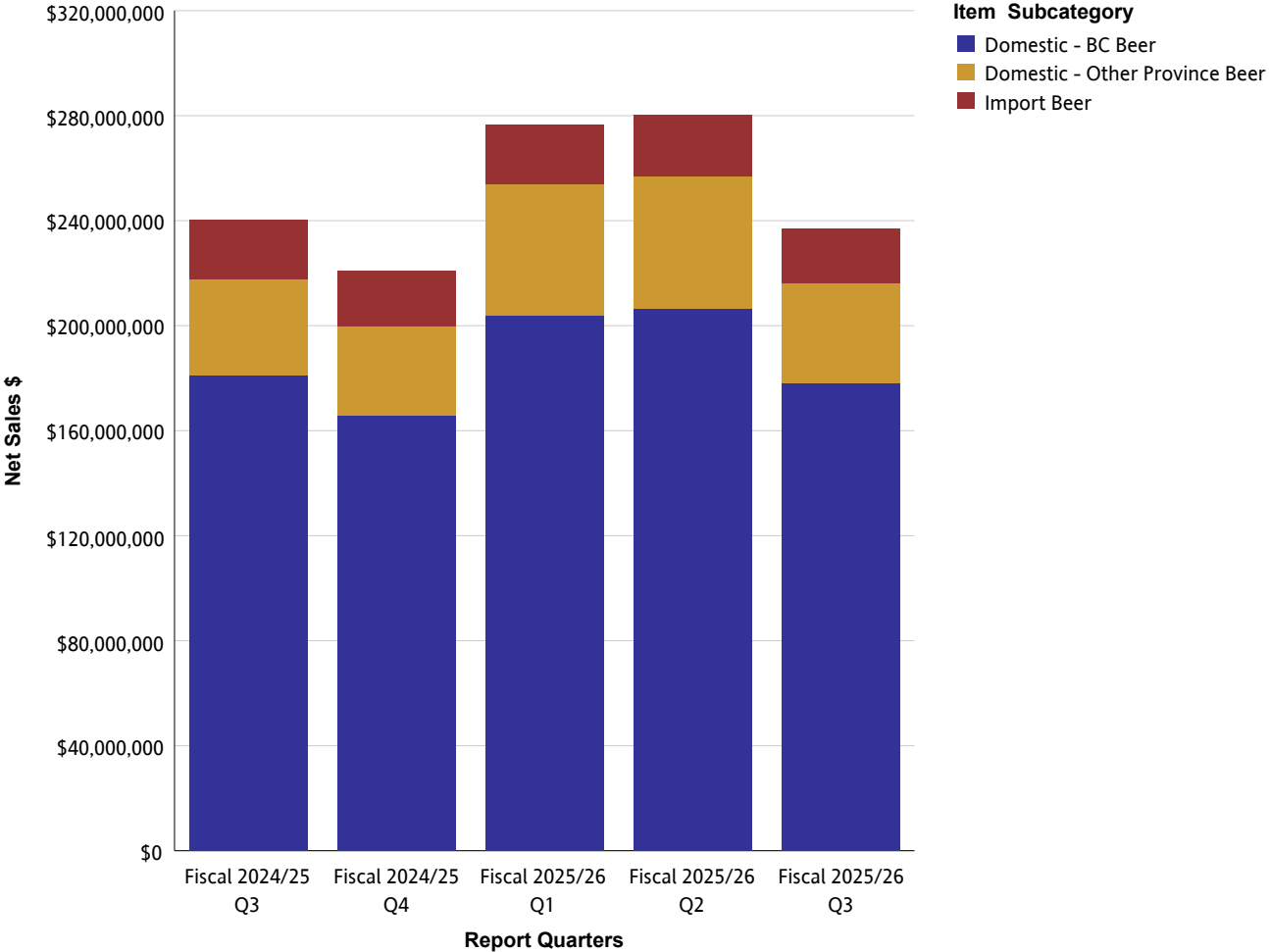
The Liquor Market Review provides provincial sales through the Wholesale channel for beer, refreshment beverages, spirits and wine. Sales are provided in net dollar value and litres. Net dollar value is based on the price paid by the customer and excludes any applicable taxes. For each reporting period, the Liquor Market Review provides summarized sales data for the current quarter and previous four quarters.

The Liquor Distribution Branch fiscal calendar begins on April 1st and ends on March 31st and is comprised of 12 periods. A period can vary in length but roughly follows a calendar month. For example, Q1 reflects Periods 1 – 3 (April, May and June).

The Liquor Distribution Branch produces the Liquor Market Review four times per year for reporting periods ending in March, June, September and December.

LMR reports are generated based on the original transaction dates of sales. Please note that the sales data may differ vary between reports runs because late sales submissions and adjustments are incorporated only when they become available and captured in the subsequent reports runs. These updates are standard and ensure that the data remains current and reflects reported sales. While the LDB has made every effort to ensure accuracy and completeness, this is not guaranteed, as figures may vary as outlined above. It is the express condition of the use of this publication that the LDB shall incur no liability.

# Beer Sales (Net \$)

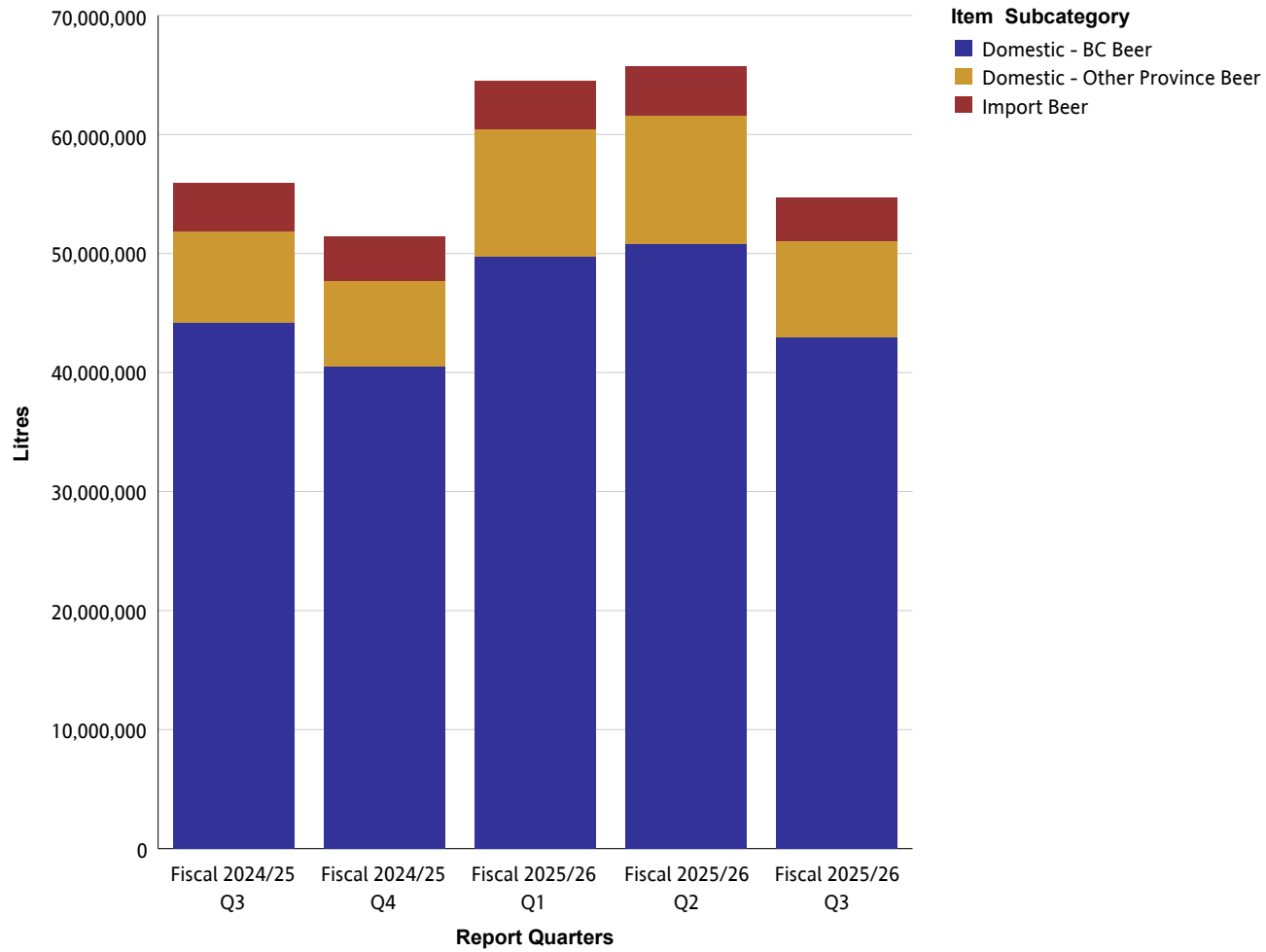


## Beer Sales (Net \$)

### Beer

Net Sales \$		Fiscal 2024/25 Q3	Fiscal 2024/25 Q4	Fiscal 2025/26 Q1	Fiscal 2025/26 Q2	Fiscal 2025/26 Q3
Domestic - BC Beer	Domestic - BC Commercial Beer	\$101,662,513	\$93,023,743	\$110,210,177	\$111,458,367	\$99,039,614
	Domestic - BC Micro Brew Beer	\$30,959,113	\$29,010,913	\$37,104,651	\$39,506,414	\$31,230,812
	Domestic - BC Regional Beer	\$48,554,097	\$43,752,860	\$56,457,525	\$55,530,941	\$47,714,448
	<b>Summary</b>	<b>\$181,175,723</b>	<b>\$165,787,516</b>	<b>\$203,772,354</b>	<b>\$206,495,722</b>	<b>\$177,984,874</b>
Domestic - Other Province Beer	Domestic - Other Province Commercial Beer	\$36,121,151	\$33,547,557	\$49,161,867	\$49,695,296	\$37,724,158
	Domestic - Other Province Micro Brew Beer	\$184,011	\$133,417	\$188,195	\$230,373	\$152,935
	Domestic - Other Province Regional Beer	\$479,081	\$506,467	\$659,018	\$523,179	\$517,517
	<b>Summary</b>	<b>\$36,784,243</b>	<b>\$34,187,441</b>	<b>\$50,009,080</b>	<b>\$50,448,848</b>	<b>\$38,394,609</b>
Import Beer	Asia And South Pacific Beer	\$1,763,305	\$1,660,918	\$1,922,912	\$2,061,525	\$1,634,669
	Europe Beer	\$17,525,225	\$16,589,986	\$17,175,540	\$17,801,360	\$16,552,365
	Mexico And Caribbean Beer	\$2,230,129	\$1,968,593	\$2,762,857	\$2,708,593	\$2,029,820
	Other Country Beer	\$660,592	\$617,009	\$680,222	\$695,669	\$506,409
	USA Beer	\$253,749	\$179,983	\$75,664	\$49,217	\$19,980
	<b>Summary</b>	<b>\$22,433,001</b>	<b>\$21,016,490</b>	<b>\$22,617,195</b>	<b>\$23,316,364</b>	<b>\$20,743,243</b>
<b>Summary</b>	<b>\$240,392,967</b>	<b>\$220,991,446</b>	<b>\$276,398,629</b>	<b>\$280,260,934</b>	<b>\$237,122,726</b>	

## Beer Sales (Litres)

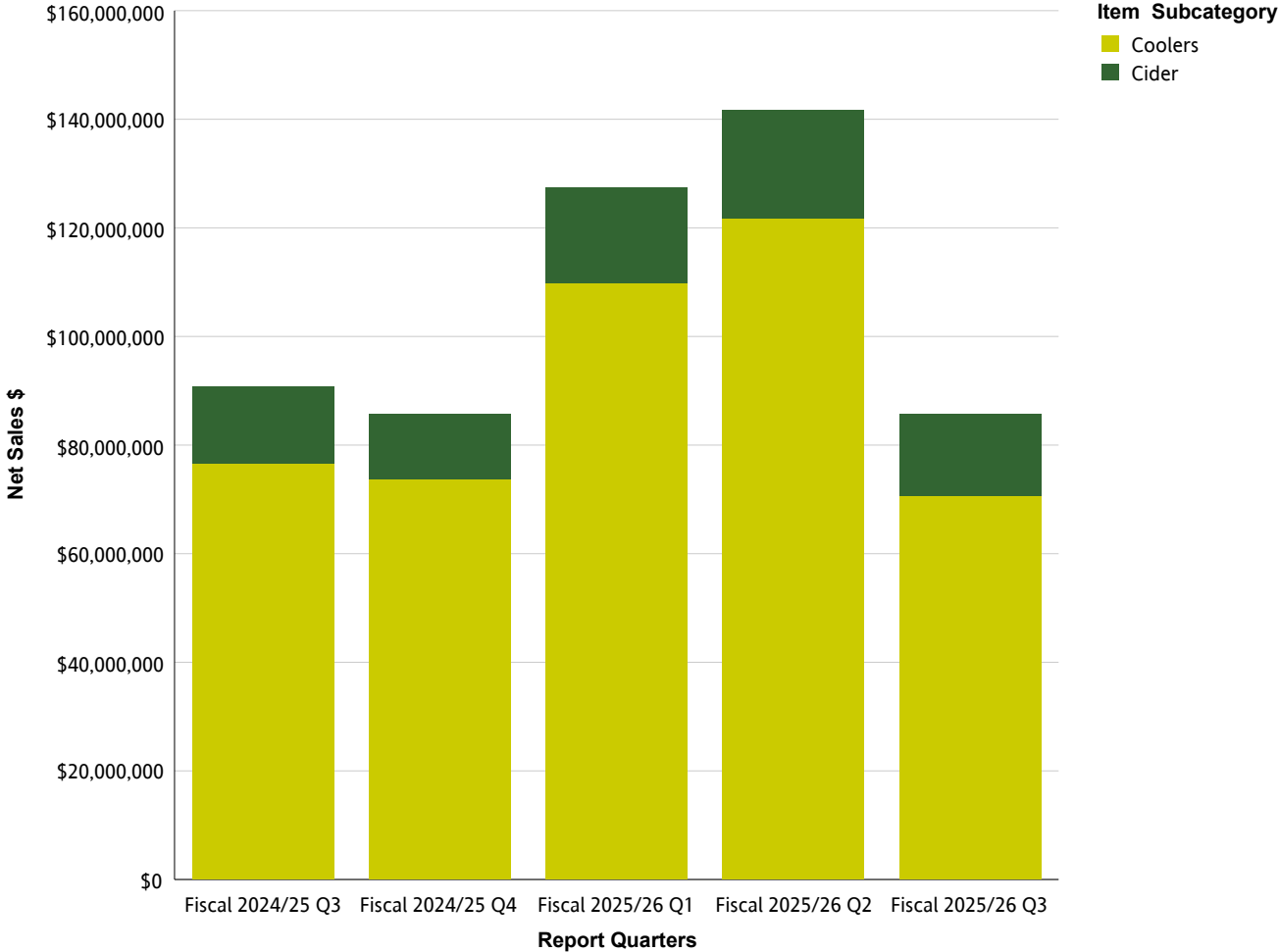


## Beer Sales (Litres)

### Beer

Litres		Fiscal 2024/25 Q3	Fiscal 2024/25 Q4	Fiscal 2025/26 Q1	Fiscal 2025/26 Q2	Fiscal 2025/26 Q3
Domestic - BC Beer	Domestic - BC Commercial Beer	25,700,525	23,428,966	27,843,585	28,817,586	24,898,023
	Domestic - BC Micro Brew Beer	6,023,045	5,737,998	7,239,549	7,716,286	5,960,748
	Domestic - BC Regional Beer	12,461,517	11,376,150	14,631,573	14,231,673	12,111,887
	<b>Summary</b>	<b>44,185,087</b>	<b>40,543,114</b>	<b>49,714,707</b>	<b>50,765,545</b>	<b>42,970,658</b>
Domestic - Other Province Beer	Domestic - Other Province Commercial Beer	7,535,079	7,006,172	10,580,259	10,674,113	7,918,483
	Domestic - Other Province Micro Brew Beer	23,971	19,487	29,335	37,204	22,541
	Domestic - Other Province Regional Beer	122,174	133,009	173,713	146,609	146,600
	<b>Summary</b>	<b>7,681,224</b>	<b>7,158,668</b>	<b>10,783,307</b>	<b>10,857,926</b>	<b>8,087,623</b>
Import Beer	Asia And South Pacific Beer	300,872	280,156	324,718	347,349	267,434
	Europe Beer	3,220,027	2,984,514	3,125,714	3,243,667	2,934,764
	Mexico And Caribbean Beer	357,119	310,821	438,323	426,071	316,328
	Other Country Beer	106,396	97,992	108,243	110,677	80,947
	USA Beer	41,107	25,497	10,472	7,300	2,855
	<b>Summary</b>	<b>4,025,520</b>	<b>3,698,981</b>	<b>4,007,469</b>	<b>4,135,065</b>	<b>3,602,328</b>
<b>Summary</b>		<b>55,891,831</b>	<b>51,400,763</b>	<b>64,505,483</b>	<b>65,758,536</b>	<b>54,660,609</b>

# Refreshment Beverages Sales (Net \$)

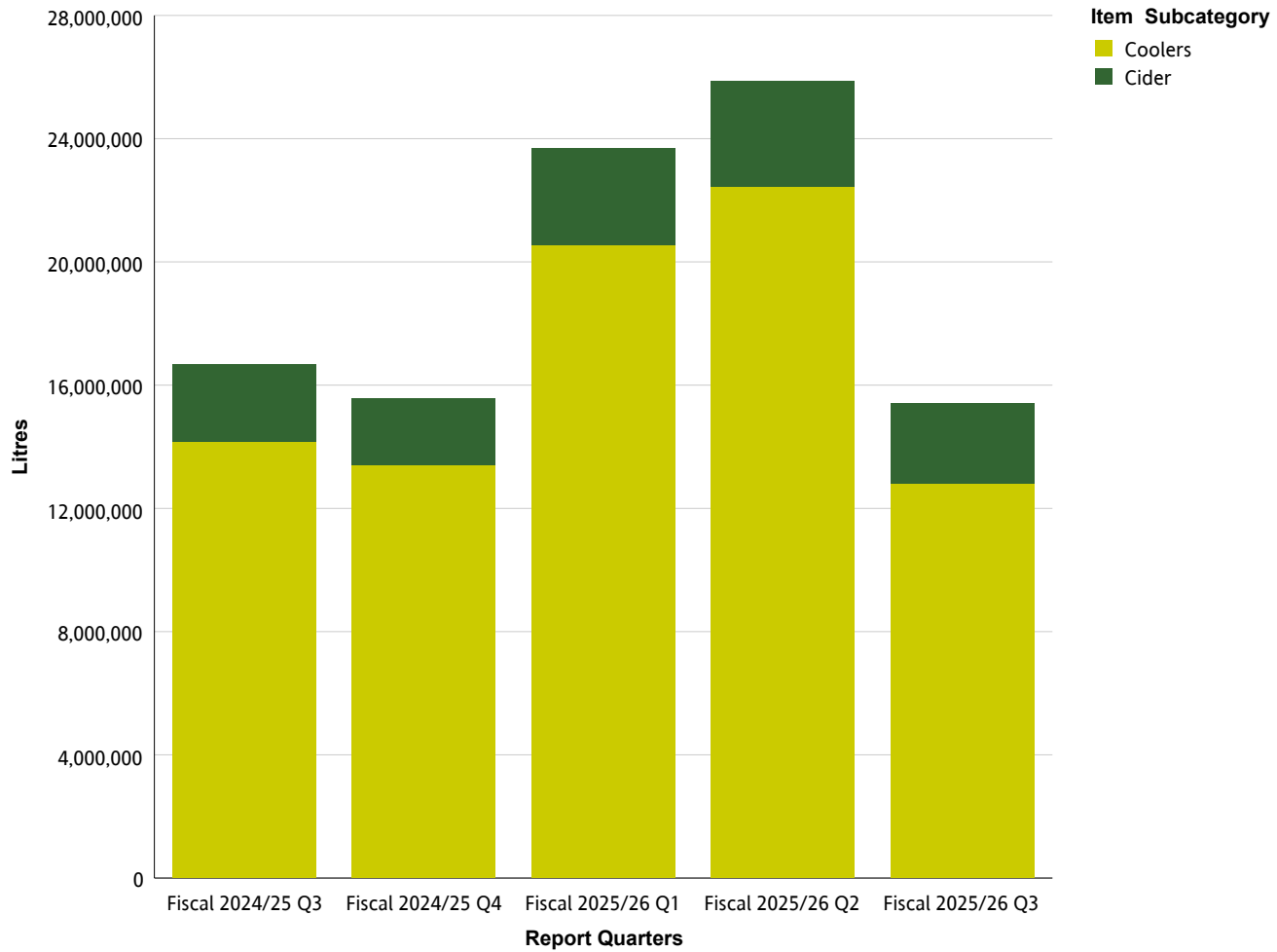


## Refreshment Beverages Sales (Net \$)

### Refreshment Beverages

Net Sales \$		Fiscal 2024/25 Q3	Fiscal 2024/25 Q4	Fiscal 2025/26 Q1	Fiscal 2025/26 Q2	Fiscal 2025/26 Q3
Cider	Domestic Cider	\$11,196,930	\$9,420,739	\$14,081,909	\$16,461,143	\$12,654,872
	Import Cider	\$3,050,117	\$2,622,116	\$3,472,173	\$3,562,722	\$2,446,100
	<b>Summary</b>	<b>\$14,247,048</b>	<b>\$12,042,855</b>	<b>\$17,554,082</b>	<b>\$20,023,864</b>	<b>\$15,100,973</b>
Coolers	Malt-Based Coolers	\$263,195	\$222,017	\$203,357	\$156,029	\$84,798
	Spirit Coolers	\$75,547,221	\$72,694,520	\$108,545,025	\$120,557,730	\$69,840,504
	Wine/Fruit Coolers	\$822,523	\$854,849	\$1,043,341	\$1,078,547	\$646,381
	<b>Summary</b>	<b>\$76,632,939</b>	<b>\$73,771,387</b>	<b>\$109,791,723</b>	<b>\$121,792,307</b>	<b>\$70,571,683</b>
<b>Summary</b>		<b>\$90,879,987</b>	<b>\$85,814,242</b>	<b>\$127,345,805</b>	<b>\$141,816,171</b>	<b>\$85,672,656</b>

## Refreshment Beverages Sales (Litres)

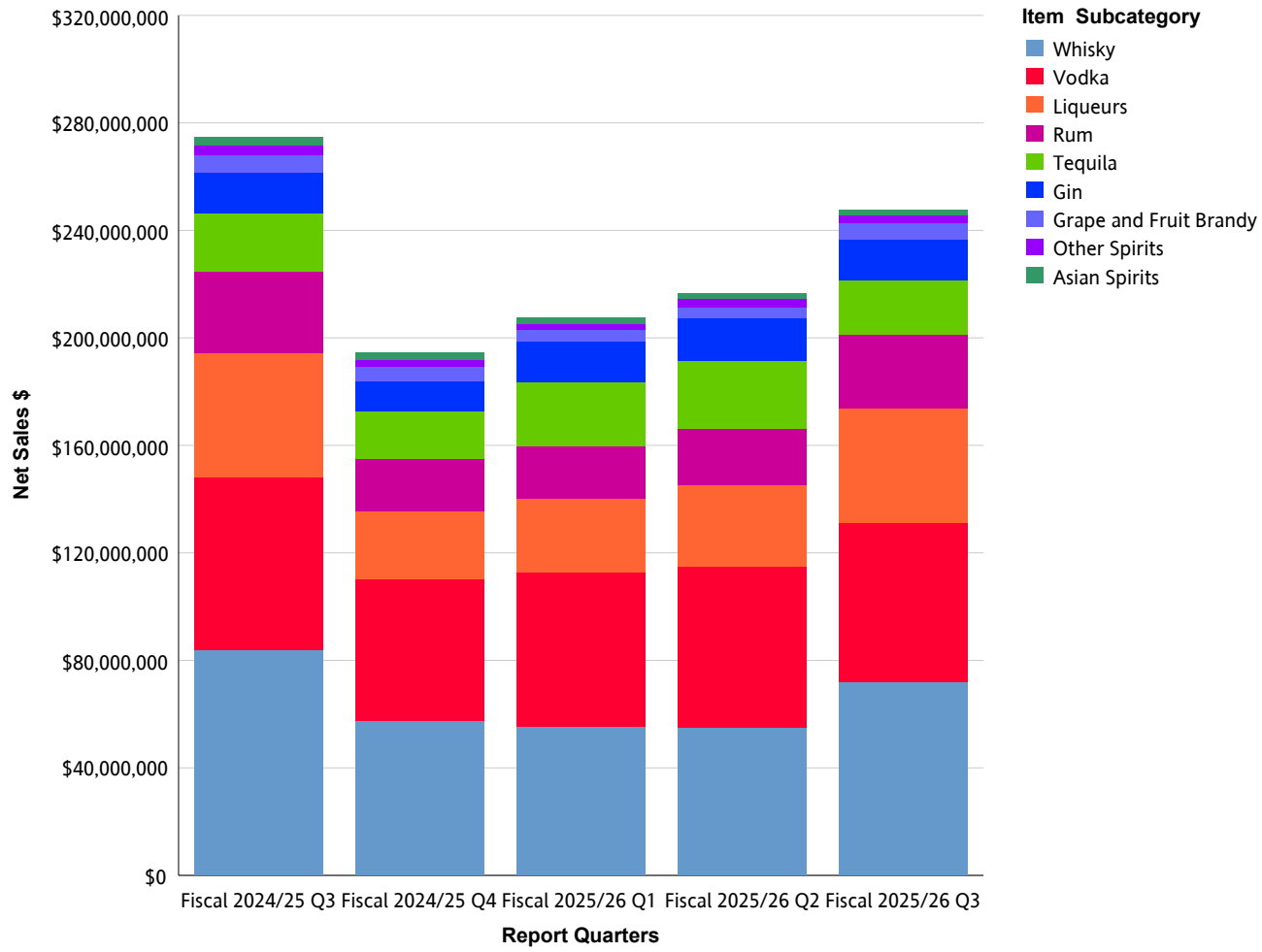


## Refreshment Beverages Sales (Litres)

### Refreshment Beverages

Litres		Fiscal 2024/25 Q3	Fiscal 2024/25 Q4	Fiscal 2025/26 Q1	Fiscal 2025/26 Q2	Fiscal 2025/26 Q3
Cider	Domestic Cider	1,905,192	1,660,889	2,453,948	2,753,202	2,130,403
	Import Cider	605,747	494,531	677,951	687,664	475,213
	<b>Summary</b>	<b>2,510,939</b>	<b>2,155,420</b>	<b>3,131,899</b>	<b>3,440,865</b>	<b>2,605,616</b>
Coolers	Malt-Based Coolers	52,010	40,724	32,901	24,869	13,259
	Spirit Coolers	14,011,494	13,278,828	20,385,139	22,299,486	12,722,198
	Wine/Fruit Coolers	99,059	100,936	123,005	123,309	84,310
	<b>Summary</b>	<b>14,162,563</b>	<b>13,420,488</b>	<b>20,541,045</b>	<b>22,447,663</b>	<b>12,819,767</b>
<b>Summary</b>		<b>16,673,502</b>	<b>15,575,907</b>	<b>23,672,944</b>	<b>25,888,528</b>	<b>15,425,383</b>

## Spirits Sales (Net \$)



## Spirits Sales (Net \$)

### Spirits

Net Sales \$		Fiscal 2024/25 Q3	Fiscal 2024/25 Q4	Fiscal 2025/26 Q1	Fiscal 2025/26 Q2	Fiscal 2025/26 Q3
Asian Spirits	China Spirits	\$1,657,988	\$1,455,746	\$784,261	\$653,141	\$775,096
	Korea Spirits	\$1,417,005	\$1,270,656	\$1,290,297	\$1,372,974	\$1,170,268
	Other Country Asian Spirits	\$168,408	\$162,967	\$111,724	\$132,061	\$144,675
	<b>Summary</b>	<b>\$3,243,401</b>	<b>\$2,889,369</b>	<b>\$2,186,282</b>	<b>\$2,158,175</b>	<b>\$2,090,039</b>
Gin	Dry Gin	\$13,202,535	\$10,179,664	\$13,000,635	\$13,839,129	\$13,213,516
	Flavoured Gin	\$1,017,242	\$779,457	\$1,278,962	\$1,195,604	\$1,077,004
	Other Gin	\$741,361	\$562,253	\$805,741	\$765,575	\$919,301
	<b>Summary</b>	<b>\$14,961,138</b>	<b>\$11,521,374</b>	<b>\$15,085,338</b>	<b>\$15,800,308</b>	<b>\$15,209,821</b>
Grape and Fruit Brandy	Armagnac	\$56,954	\$48,284	\$36,832	\$28,701	\$117,021
	Brandy	\$3,224,104	\$2,062,821	\$1,894,827	\$1,689,896	\$2,804,936
	Cognac	\$2,852,656	\$2,557,535	\$1,732,944	\$1,658,873	\$2,519,816
	Eau de Vie	\$378,369	\$240,257	\$308,020	\$261,493	\$369,686
	Grappa And Marc	\$85,520	\$63,854	\$51,570	\$47,384	\$74,851
	Pisco	\$135,319	\$145,198	\$131,034	\$137,626	\$113,961
	<b>Summary</b>	<b>\$6,732,922</b>	<b>\$5,117,949</b>	<b>\$4,155,226</b>	<b>\$3,823,973</b>	<b>\$6,000,271</b>
Liqueurs	Anise And Herbal/Spice Liqueurs	\$10,393,253	\$8,131,436	\$9,626,771	\$9,245,551	\$9,698,721
	Coffee And Cocoa Liqueurs	\$3,594,367	\$1,980,513	\$1,864,064	\$2,267,320	\$2,997,284
	Cream/Dairy Liqueurs	\$19,166,462	\$5,964,526	\$5,916,616	\$7,770,609	\$18,070,214
	Fruit Liqueurs	\$7,571,281	\$5,713,694	\$6,335,271	\$6,785,381	\$6,513,911
	Nut Liqueurs	\$2,125,105	\$1,256,284	\$1,496,543	\$1,697,065	\$2,133,314
	Other Liqueurs	\$1,485,052	\$927,469	\$1,167,344	\$1,401,547	\$1,245,029
	Whiskey Liqueurs	\$2,133,466	\$1,515,319	\$1,146,481	\$1,267,211	\$1,689,152
	<b>Summary</b>	<b>\$46,468,987</b>	<b>\$25,489,240</b>	<b>\$27,553,091</b>	<b>\$30,434,684</b>	<b>\$42,347,625</b>
Other Spirits	Cachaca	\$32,788	\$42,205	\$50,903	\$54,329	\$33,515
	Flavoured Spirits	\$474,591	\$84,871	\$83,673	\$155,658	\$143,184
	Miscellaneous/Other Spirits	\$211,344	\$233,685	\$185,720	\$183,529	\$309,136

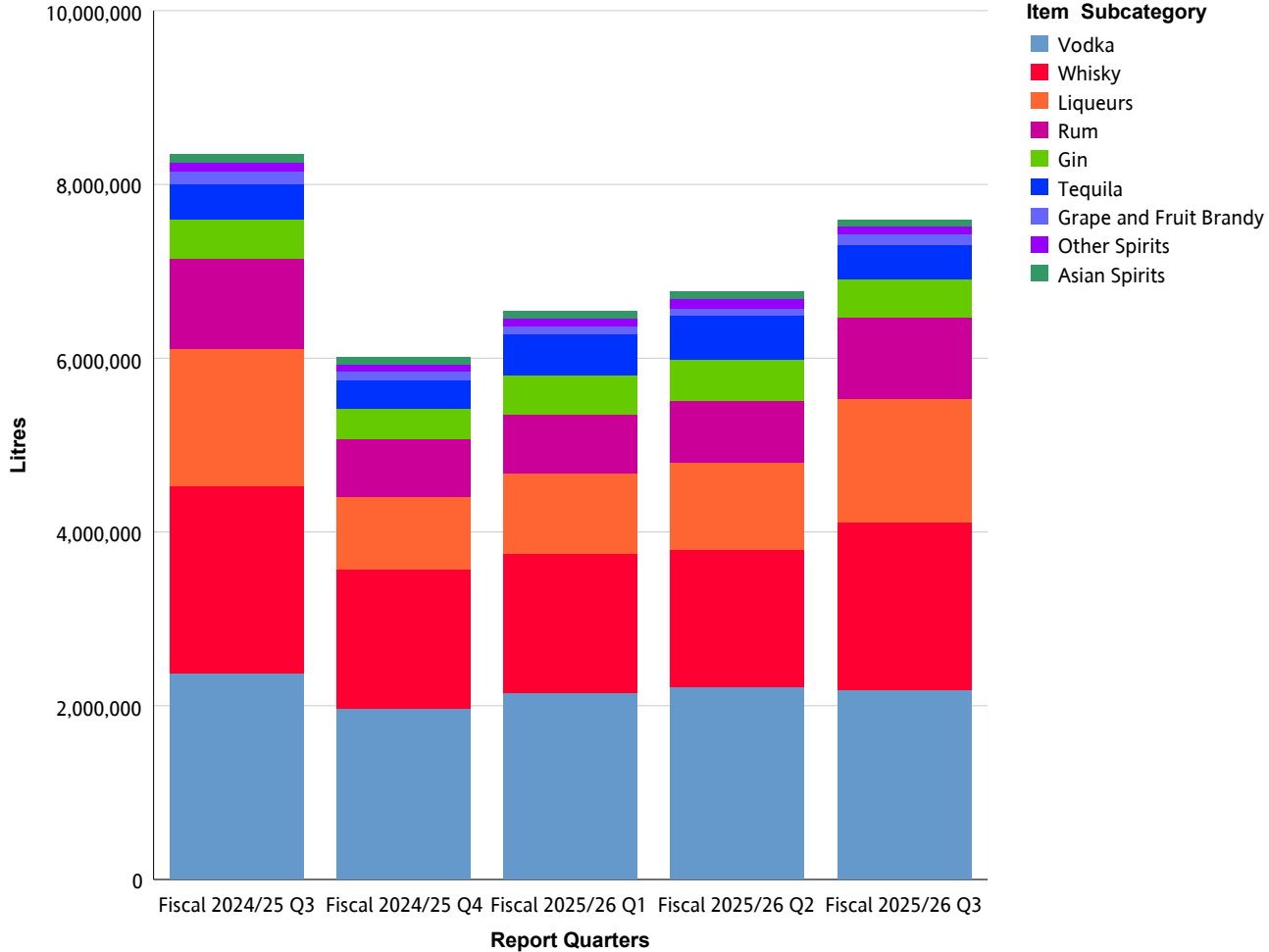
## Spirits Sales (Net \$)

Net Sales \$		Fiscal 2024/25 Q3	Fiscal 2024/25 Q4	Fiscal 2025/26 Q1	Fiscal 2025/26 Q2	Fiscal 2025/26 Q3
Other Spirits	Moonshine Spirits	\$626,064	\$413,007	\$171,260	\$404,230	\$296,481
	Ready to Mix Cocktails	\$517,400	\$473,349	\$573,108	\$601,181	\$519,518
	Ready to Serve Cocktails	\$1,370,774	\$1,129,564	\$1,391,916	\$1,713,746	\$1,362,861
	Schnapps and Akvavit	\$77,952	\$45,896	\$44,707	\$43,848	\$55,686
	<b>Summary</b>	<b>\$3,310,913</b>	<b>\$2,422,577</b>	<b>\$2,501,287</b>	<b>\$3,156,522</b>	<b>\$2,720,381</b>
Rum	Amber Rum	\$7,835,310	\$4,879,050	\$4,898,619	\$5,609,819	\$7,821,087
	Dark Rum	\$3,601,239	\$2,458,945	\$2,554,185	\$2,645,466	\$3,742,652
	Flavoured Rum	\$489,524	\$373,076	\$315,424	\$374,553	\$394,239
	Spiced Rum	\$10,933,386	\$6,080,225	\$5,292,421	\$5,583,671	\$8,373,362
	White Rum	\$7,154,280	\$5,507,126	\$6,162,394	\$6,508,124	\$7,111,530
	<b>Summary</b>	<b>\$30,013,740</b>	<b>\$19,298,422</b>	<b>\$19,223,042</b>	<b>\$20,721,633</b>	<b>\$27,442,868</b>
Tequila	Blanco/Silver Tequila	\$9,104,475	\$7,966,846	\$10,603,796	\$11,927,316	\$8,861,693
	Flavoured Tequila	\$942,166	\$622,431	\$1,257,483	\$1,212,758	\$920,685
	Gold Tequila	\$10,829,780	\$8,075,055	\$11,080,863	\$11,315,329	\$9,747,977
	Mezcal	\$971,853	\$943,342	\$1,114,986	\$1,135,345	\$884,795
	<b>Summary</b>	<b>\$21,848,274</b>	<b>\$17,607,675</b>	<b>\$24,057,128</b>	<b>\$25,590,748</b>	<b>\$20,415,150</b>
Vodka	Flavoured Vodka	\$4,224,475	\$3,689,708	\$3,731,280	\$3,756,272	\$3,823,469
	Straight Vodka	\$59,978,629	\$48,944,143	\$53,792,950	\$55,865,945	\$55,651,212
	<b>Summary</b>	<b>\$64,203,104</b>	<b>\$52,633,850</b>	<b>\$57,524,229</b>	<b>\$59,622,218</b>	<b>\$59,474,681</b>
Whisky	American Whiskey	\$3,911,094	\$2,548,345	\$293,896	\$1,246,162	\$1,502,262
	Blended Malt Scotch Whisky	\$336,337	\$256,288	\$253,154	\$240,879	\$341,884
	Blended Scotch Whisky	\$9,410,912	\$7,139,807	\$6,980,436	\$6,696,625	\$8,719,704
	Bourbon Whiskey	\$8,862,492	\$5,179,484	\$419,971	\$2,361,323	\$2,516,557
	Canadian Whisky	\$33,687,735	\$26,574,853	\$31,324,101	\$29,304,011	\$35,777,621
	Flavoured Whisky	\$984,183	\$479,616	\$399,390	\$629,610	\$479,102
	Irish Whiskey	\$7,430,855	\$5,477,868	\$5,314,696	\$5,417,389	\$7,077,908
	Other Country Whisky	\$2,967,386	\$1,313,179	\$1,377,310	\$1,199,685	\$1,960,028
	Single Malt Scotch Whisky	\$16,274,171	\$8,581,950	\$8,920,136	\$8,134,385	\$13,519,330

## Spirits Sales (Net \$)

Net Sales \$		Fiscal 2024/25 Q3	Fiscal 2024/25 Q4	Fiscal 2025/26 Q1	Fiscal 2025/26 Q2	Fiscal 2025/26 Q3
Whisky	<b>Summary</b>	\$83,865,166	\$57,551,391	\$55,283,091	\$55,230,069	\$71,894,395
<b>Summary</b>		\$274,647,644	\$194,531,847	\$207,568,713	\$216,538,330	\$247,595,231

# Spirits Sales (Litres)



## Spirits Sales (Litres)

### Spirits

Litres		Fiscal 2024/25 Q3	Fiscal 2024/25 Q4	Fiscal 2025/26 Q1	Fiscal 2025/26 Q2	Fiscal 2025/26 Q3
Asian Spirits	China Spirits	16,953	15,843	12,208	11,846	13,200
	Korea Spirits	75,298	67,378	68,448	73,829	62,115
	Other Country Asian Spirits	3,924	3,828	2,602	2,903	3,050
	<b>Summary</b>	<b>96,176</b>	<b>87,049</b>	<b>83,259</b>	<b>88,578</b>	<b>78,365</b>
Gin	Dry Gin	400,347	309,753	403,129	426,758	395,171
	Flavoured Gin	25,906	20,946	34,758	32,141	28,314
	Other Gin	14,649	10,877	15,918	15,630	18,887
	<b>Summary</b>	<b>440,902</b>	<b>341,577</b>	<b>453,805</b>	<b>474,530</b>	<b>442,373</b>
Grape and Fruit Brandy	Armagnac	575	340	347	271	998
	Brandy	106,122	68,208	63,768	55,188	94,473
	Cognac	26,920	21,454	16,221	15,837	24,415
	Eau de Vie	7,748	4,731	5,931	5,008	7,170
	Grappa And Marc	1,383	1,077	911	826	1,282
	Pisco	3,319	3,297	2,968	3,160	2,639
	<b>Summary</b>	<b>146,066</b>	<b>99,108</b>	<b>90,146</b>	<b>80,290</b>	<b>130,976</b>
Liqueurs	Anise And Herbal/Spice Liqueurs	341,276	259,293	315,130	294,544	313,312
	Coffee And Cocoa Liqueurs	132,805	73,100	67,345	79,066	107,482
	Cream/Dairy Liqueurs	689,125	217,412	212,970	276,232	640,015
	Fruit Liqueurs	232,421	176,383	201,934	209,869	191,309
	Nut Liqueurs	72,478	42,329	55,825	63,152	71,654
	Other Liqueurs	45,725	27,671	34,229	38,773	35,791
	Whiskey Liqueurs	68,094	50,390	39,738	42,263	52,156
	<b>Summary</b>	<b>1,581,924</b>	<b>846,577</b>	<b>927,171</b>	<b>1,003,900</b>	<b>1,411,718</b>
Other Spirits	Cachaca	927	1,267	1,518	1,563	963
	Flavoured Spirits	17,905	1,887	1,610	3,353	2,998
	Miscellaneous/Other Spirits	4,109	4,582	4,026	3,562	6,923

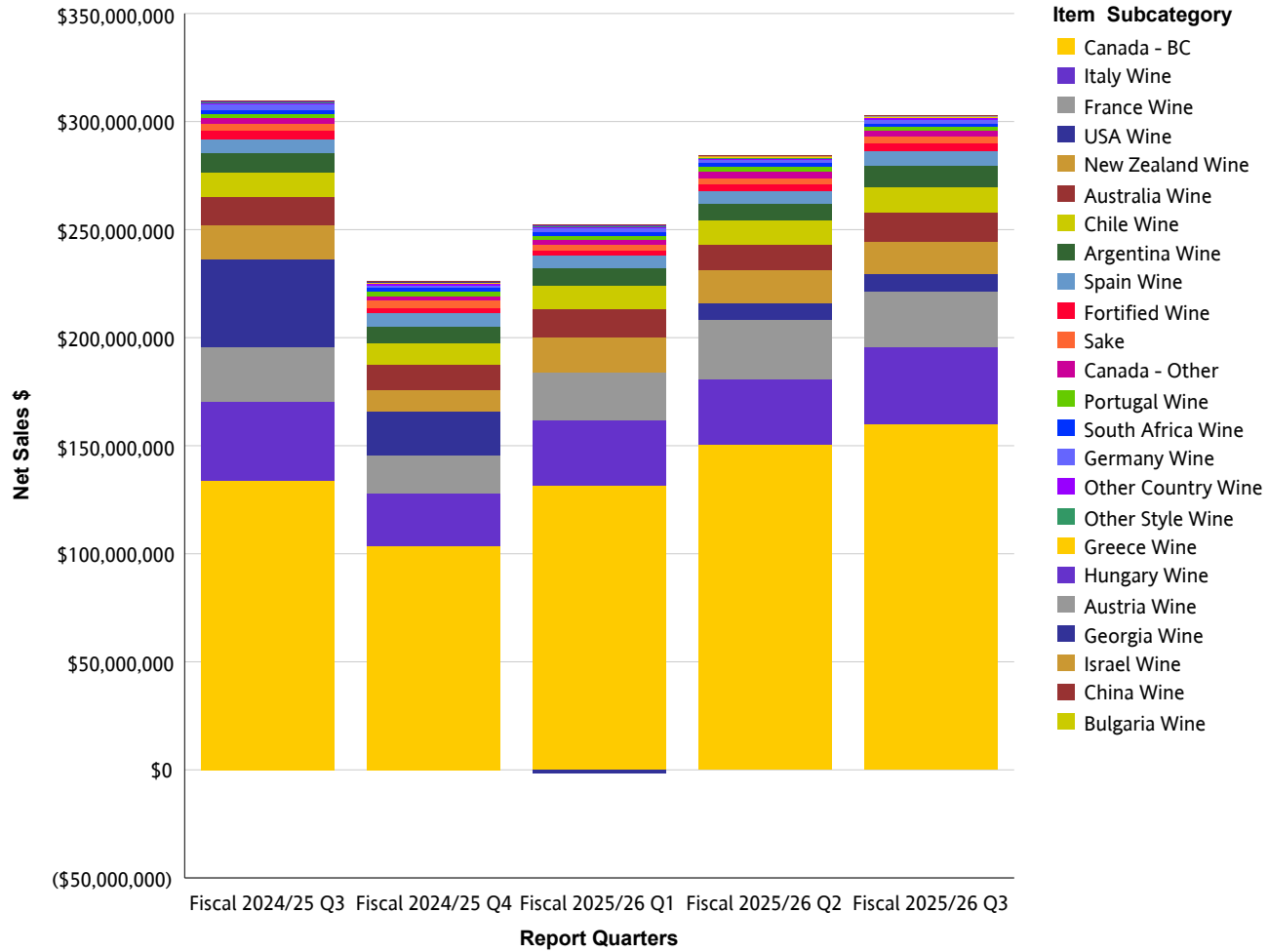
## Spirits Sales (Litres)

Litres		Fiscal 2024/25 Q3	Fiscal 2024/25 Q4	Fiscal 2025/26 Q1	Fiscal 2025/26 Q2	Fiscal 2025/26 Q3
Other Spirits	Moonshine Spirits	13,042	8,974	3,662	8,655	7,144
	Ready to Mix Cocktails	25,584	23,656	28,623	30,303	25,096
	Ready to Serve Cocktails	48,679	41,550	53,766	66,678	38,179
	Schnapps and Akvavit	1,571	917	1,008	1,000	1,204
	<b>Summary</b>	<b>111,819</b>	<b>82,833</b>	<b>94,214</b>	<b>115,114</b>	<b>82,507</b>
Rum	Amber Rum	245,381	151,381	150,238	167,436	238,176
	Dark Rum	120,467	83,830	87,495	89,850	126,722
	Flavoured Rum	14,054	11,215	8,561	10,011	9,659
	Spiced Rum	374,126	200,015	177,232	187,597	284,672
	White Rum	289,248	217,469	244,280	258,561	285,334
	<b>Summary</b>	<b>1,043,276</b>	<b>663,910</b>	<b>667,806</b>	<b>713,454</b>	<b>944,563</b>
Tequila	Blanco/Silver Tequila	176,998	161,285	217,958	247,434	174,230
	Flavoured Tequila	17,549	11,924	25,823	24,354	17,587
	Gold Tequila	194,204	149,831	215,840	214,559	179,680
	Mezcal	14,372	13,742	16,656	16,828	12,826
	<b>Summary</b>	<b>403,123</b>	<b>336,782</b>	<b>476,276</b>	<b>503,175</b>	<b>384,323</b>
Vodka	Flavoured Vodka	133,769	116,415	119,483	119,639	119,375
	Straight Vodka	2,242,862	1,851,870	2,027,612	2,097,595	2,062,621
	<b>Summary</b>	<b>2,376,630</b>	<b>1,968,286</b>	<b>2,147,095</b>	<b>2,217,235</b>	<b>2,181,996</b>
Whisky	American Whiskey	90,758	62,685	11,810	31,917	35,877
	Blended Malt Scotch Whisky	5,383	4,397	4,345	3,654	5,290
	Blended Scotch Whisky	246,803	197,612	197,744	186,852	226,810
	Bourbon Whiskey	182,415	112,076	13,293	50,531	51,123
	Canadian Whisky	1,221,944	956,487	1,121,525	1,045,279	1,255,344
	Flavoured Whisky	29,538	14,972	12,720	19,616	13,868
	Irish Whiskey	183,153	138,128	130,209	137,088	175,224
	Other Country Whisky	27,658	15,488	16,761	14,553	23,065
	Single Malt Scotch Whisky	164,738	90,933	99,358	88,188	148,659

## Spirits Sales (Litres)

Litres		Fiscal 2024/25 Q3	Fiscal 2024/25 Q4	Fiscal 2025/26 Q1	Fiscal 2025/26 Q2	Fiscal 2025/26 Q3
Whisky	Summary	2,152,389	1,592,777	1,607,766	1,577,677	1,935,260
Summary		8,352,306	6,018,899	6,547,538	6,773,952	7,592,081

# Wine Sales (Net \$)



## Wine Sales (Net \$)

### Wine

Net Sales \$		Fiscal 2024/25 Q3	Fiscal 2024/25 Q4	Fiscal 2025/26 Q1	Fiscal 2025/26 Q2	Fiscal 2025/26 Q3
Argentina Wine	Argentina Red Wine	\$8,293,735	\$6,674,851	\$7,129,654	\$6,252,204	\$8,669,926
	Argentina Rose Wine	\$39,821	\$38,926	\$111,321	\$98,803	\$47,368
	Argentina Sparkling Wine	\$10,256	\$8,773	\$10,450	\$14,013	\$9,768
	Argentina White Wine	\$412,097	\$576,922	\$746,465	\$980,794	\$1,176,097
	<b>Summary</b>	<b>\$8,755,909</b>	<b>\$7,299,473</b>	<b>\$7,997,890</b>	<b>\$7,345,814</b>	<b>\$9,903,160</b>
Australia Wine	Australia Fruit and Dessert Wine	\$429	\$5,871	\$1,010	\$390	\$313
	Australia Red Wine	\$7,400,320	\$6,996,647	\$6,961,885	\$6,024,120	\$8,119,283
	Australia Rose Wine	\$305,850	\$219,415	\$311,084	\$295,024	\$286,938
	Australia Sparkling Wine	\$1,147,352	\$598,083	\$805,384	\$683,528	\$923,722
	Australia White Wine	\$4,238,263	\$3,473,585	\$4,734,229	\$4,691,970	\$4,320,228
	<b>Summary</b>	<b>\$13,092,214</b>	<b>\$11,293,602</b>	<b>\$12,813,592</b>	<b>\$11,695,031</b>	<b>\$13,650,484</b>
Austria Wine	Austria Fruit and Dessert Wine	\$6,297	\$4,176	\$2,438	\$2,887	\$2,994
	Austria Red Wine	\$36,550	\$34,396	\$30,714	\$33,910	\$36,523
	Austria Rose Wine	\$6,765	\$13,457	\$12,263	\$10,115	\$6,461
	Austria Sparkling Wine	\$5,975	\$287	\$2,920	\$7,701	\$3,407
	Austria White Wine	\$108,595	\$107,802	\$132,301	\$129,457	\$102,762
	<b>Summary</b>	<b>\$164,183</b>	<b>\$160,118</b>	<b>\$180,636</b>	<b>\$184,070</b>	<b>\$152,146</b>
Bulgaria Wine	Bulgaria Red Wine	\$0	\$0	\$0	\$0	\$0
	Bulgaria White Wine	\$0	\$0	\$0	\$0	\$0
	<b>Summary</b>	<b>\$0</b>	<b>\$0</b>	<b>\$0</b>	<b>\$0</b>	<b>\$0</b>
Canada - BC	Canada - BC Dessert Wine	\$210,497	\$197,815	\$204,845	\$320,342	\$200,490
	Canada - BC Fruit Wine	\$1,301,850	\$719,025	\$959,401	\$1,569,480	\$1,483,581
	Canada - BC Ice Wine	\$890,603	\$797,612	\$873,009	\$1,042,106	\$760,941
	Canada - BC Red Wine	\$65,892,974	\$49,702,622	\$55,411,531	\$65,269,533	\$80,877,073
	Canada - BC Rose Wine	\$6,833,759	\$5,883,668	\$11,187,838	\$12,780,778	\$7,491,434
	Canada - BC Sparkling Wine	\$6,758,477	\$3,900,819	\$6,878,867	\$8,374,401	\$9,380,132

## Wine Sales (Net \$)

Net Sales \$		Fiscal 2024/25 Q3	Fiscal 2024/25 Q4	Fiscal 2025/26 Q1	Fiscal 2025/26 Q2	Fiscal 2025/26 Q3
Canada - BC	Canada - BC White Wine	\$51,734,799	\$42,307,893	\$56,032,073	\$61,394,460	\$59,541,713
	<b>Summary</b>	<b>\$133,622,958</b>	<b>\$103,509,453</b>	<b>\$131,547,564</b>	<b>\$150,751,100</b>	<b>\$159,735,364</b>
Canada - Other	Canada - Other Dessert Wine	\$11,992	\$4,162	\$4,036	\$9,262	\$11,580
	Canada - Other Fruit Wine	\$1,807	\$1,093	\$1,634	\$3,536	\$2,366
	Canada - Other Ice Wine	\$791,542	\$901,687	\$508,044	\$1,442,645	\$901,729
	Canada - Other Red Wine	\$351,238	\$311,134	\$306,456	\$461,493	\$460,017
	Canada - Other Rose Wine	\$54,404	\$42,591	\$104,643	\$83,475	\$48,531
	Canada - Other Sparkling Wine	\$826,732	\$436,740	\$683,107	\$712,458	\$874,378
	Canada - Other White Wine	\$479,944	\$401,842	\$524,468	\$619,642	\$512,068
	<b>Summary</b>	<b>\$2,517,658</b>	<b>\$2,099,249</b>	<b>\$2,132,387</b>	<b>\$3,332,511</b>	<b>\$2,810,669</b>
Chile Wine	Chile Fruit and Dessert Wine	\$640	\$480	\$481	\$491	\$1,180
	Chile Red Wine	\$7,888,562	\$6,825,361	\$6,811,691	\$7,019,516	\$8,149,461
	Chile Rose Wine	\$263,047	\$277,056	\$586,642	\$791,694	\$207,713
	Chile Sparkling Wine	\$58,295	\$44,312	\$44,068	\$28,234	\$49,461
	Chile White Wine	\$3,282,790	\$3,183,204	\$3,784,795	\$3,840,767	\$3,457,933
	<b>Summary</b>	<b>\$11,493,335</b>	<b>\$10,330,412</b>	<b>\$11,227,676</b>	<b>\$11,680,703</b>	<b>\$11,865,748</b>
China Wine	China Fruit and Dessert Wine	\$10,928	\$15,095	\$3,945	\$1,704	\$11,209
	China Red Wine	\$793	\$3,829	\$125	\$376	\$376
	China White Wine	\$251	\$0	\$13,317	\$0	\$501
	<b>Summary</b>	<b>\$11,972</b>	<b>\$18,923</b>	<b>\$17,387</b>	<b>\$2,080</b>	<b>\$12,086</b>
Fortified Wine	Other Fortified Domestic Wine	\$808,514	\$627,272	\$631,109	\$881,747	\$789,111
	Other Fortified Import Wine	\$444,144	\$344,998	\$352,124	\$298,935	\$440,458
	Port Wine	\$1,125,303	\$505,466	\$479,140	\$497,523	\$1,026,132
	Sherry Wine	\$471,357	\$265,364	\$230,111	\$209,093	\$340,454
	Vermouth Wine	\$1,028,428	\$797,168	\$887,966	\$883,546	\$1,052,677
	<b>Summary</b>	<b>\$3,877,747</b>	<b>\$2,540,269</b>	<b>\$2,580,449</b>	<b>\$2,770,844</b>	<b>\$3,648,832</b>
France Wine	France Champagne Wine	\$7,626,297	\$2,990,248	\$3,854,924	\$4,662,635	\$7,441,699
	France Fruit and Dessert Wine	\$17,601	\$26,062	\$14,904	\$18,218	\$25,057

## Wine Sales (Net \$)

Net Sales \$		Fiscal 2024/25 Q3	Fiscal 2024/25 Q4	Fiscal 2025/26 Q1	Fiscal 2025/26 Q2	Fiscal 2025/26 Q3
France Wine	France Red Wine	\$9,243,467	\$7,269,303	\$7,375,557	\$10,841,950	\$9,220,436
	France Rose Wine	\$2,066,788	\$1,842,927	\$4,161,833	\$5,031,569	\$1,934,306
	France Sparkling Wine	\$1,177,008	\$746,617	\$958,205	\$967,186	\$1,102,132
	France White Wine	\$5,342,684	\$4,596,256	\$5,889,322	\$6,065,745	\$5,869,003
	<b>Summary</b>	<b>\$25,473,846</b>	<b>\$17,471,413</b>	<b>\$22,254,746</b>	<b>\$27,587,305</b>	<b>\$25,592,632</b>
Georgia Wine	Georgia Red Wine	\$112,556	\$86,462	\$82,533	\$64,082	\$74,049
	Georgia Rose Wine	\$3,346	\$389	\$520	\$345	\$173
	Georgia Sparkling Wine	\$1,503	\$429	\$1,332	\$1,018	\$667
	Georgia White Wine	\$16,017	\$17,950	\$21,465	\$16,927	\$16,440
	<b>Summary</b>	<b>\$133,422</b>	<b>\$105,231</b>	<b>\$105,850</b>	<b>\$82,373</b>	<b>\$91,329</b>
Germany Wine	Germany Fruit and Dessert Wine	\$0	\$0	\$0	\$0	\$0
	Germany Red Wine	\$37,563	\$40,225	\$35,941	\$62,716	\$30,334
	Germany Rose Wine	\$0	\$324	\$2,258	\$3,118	\$158
	Germany Sparkling Wine	\$1,132,392	\$437,480	\$623,129	\$543,725	\$894,834
	Germany White Wine	\$1,133,017	\$792,004	\$860,868	\$859,880	\$917,809
	<b>Summary</b>	<b>\$2,302,972</b>	<b>\$1,270,034</b>	<b>\$1,522,196</b>	<b>\$1,469,439</b>	<b>\$1,843,135</b>
Greece Wine	Greece Fruit and Dessert Wine	\$0	\$2,194	\$0	\$0	\$409
	Greece Red Wine	\$133,077	\$136,359	\$136,640	\$109,557	\$107,490
	Greece Rose Wine	\$12,714	\$7,701	\$15,927	\$17,198	\$8,565
	Greece Sparkling Wine	\$6,997	\$4,938	\$9,340	\$1,387	\$5,031
	Greece White Wine	\$99,102	\$155,553	\$168,928	\$177,220	\$94,513
	<b>Summary</b>	<b>\$251,891</b>	<b>\$306,745</b>	<b>\$330,835</b>	<b>\$305,361</b>	<b>\$216,007</b>
Hungary Wine	Hungary Fruit and Dessert Wine	\$20,985	\$41,750	\$13,525	\$21,582	\$27,743
	Hungary Red Wine	\$19,191	\$20,569	\$18,266	\$16,158	\$25,938
	Hungary Rose Wine	\$78	\$0	\$0	\$110	\$0
	Hungary Sparkling Wine	\$100,965	\$53,834	\$66,504	\$91,588	\$70,856
	Hungary White Wine	\$80,828	\$72,381	\$71,377	\$106,986	\$91,026
	<b>Summary</b>	<b>\$222,047</b>	<b>\$188,535</b>	<b>\$169,673</b>	<b>\$236,424</b>	<b>\$215,563</b>

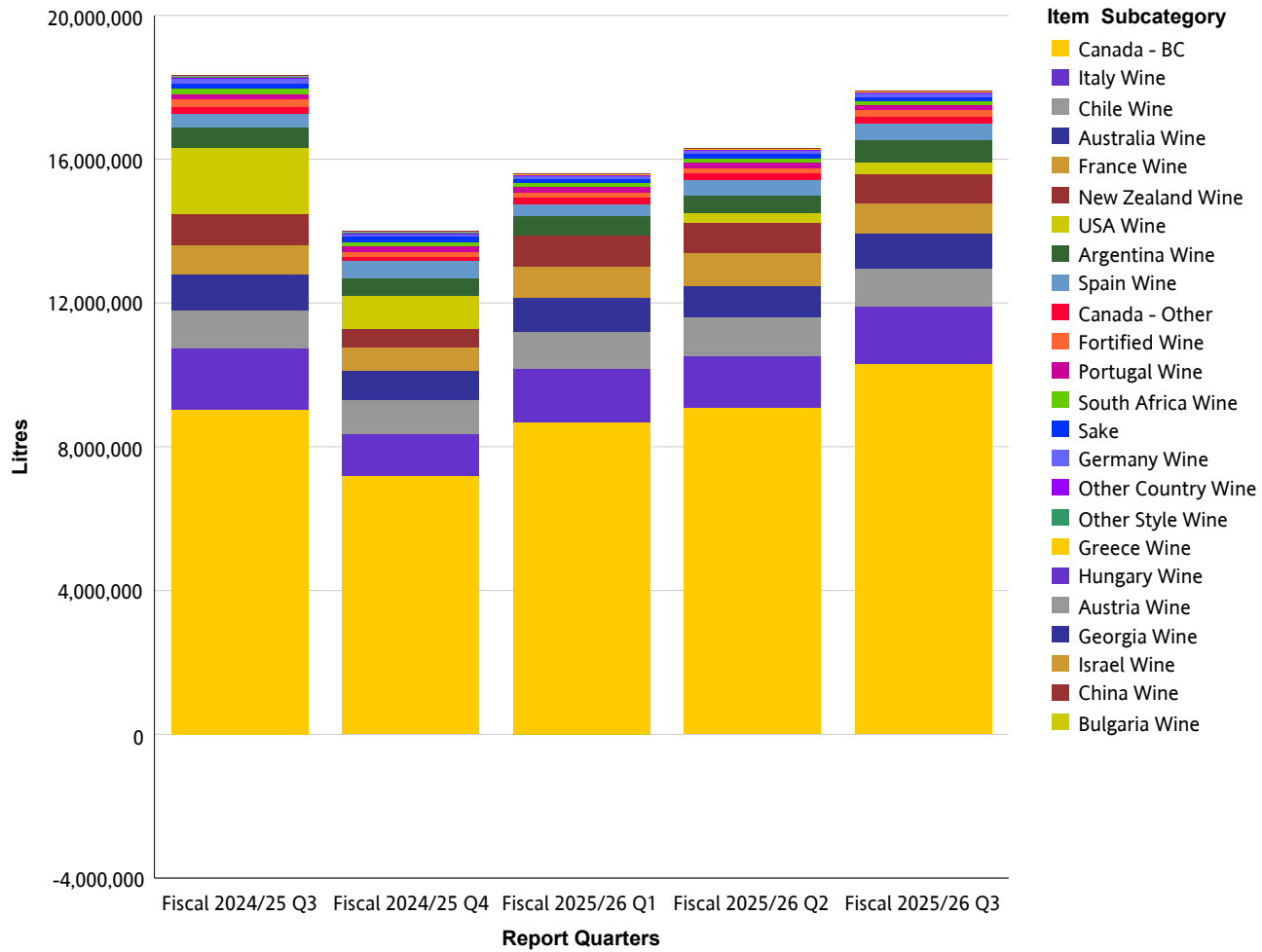
## Wine Sales (Net \$)

Net Sales \$		Fiscal 2024/25 Q3	Fiscal 2024/25 Q4	Fiscal 2025/26 Q1	Fiscal 2025/26 Q2	Fiscal 2025/26 Q3
Israel Wine	Israel Red Wine	\$31,926	\$31,051	\$37,197	\$24,704	\$30,173
	Israel Rose Wine	\$1,521	\$6,761	\$5,412	\$2,435	\$1,624
	Israel White Wine	\$4,829	\$7,748	\$13,367	\$8,330	\$5,585
	<b>Summary</b>	<b>\$38,276</b>	<b>\$45,559</b>	<b>\$55,976</b>	<b>\$35,469</b>	<b>\$37,381</b>
Italy Wine	Italy Fruit and Dessert Wine	\$15,493	\$4,826	\$12,353	\$12,636	\$18,276
	Italy Red Wine	\$16,392,718	\$12,237,708	\$12,625,376	\$12,451,763	\$17,807,271
	Italy Rose Wine	\$194,667	\$203,512	\$441,388	\$485,891	\$239,269
	Italy Sparkling Wine	\$2,675,924	\$1,784,938	\$2,168,682	\$2,397,973	\$2,164,610
	Italy White Wine	\$6,471,505	\$5,169,075	\$6,945,197	\$6,693,630	\$5,865,054
	Prosecco Wine	\$11,043,760	\$5,091,569	\$7,956,074	\$7,985,004	\$9,988,389
	<b>Summary</b>	<b>\$36,794,068</b>	<b>\$24,491,628</b>	<b>\$30,149,070</b>	<b>\$30,026,897</b>	<b>\$36,082,868</b>
New Zealand Wine	New Zealand Fruit and Dessert Wine	\$816	\$0	\$0	\$0	\$0
	New Zealand Red Wine	\$671,656	\$400,455	\$608,864	\$593,885	\$766,605
	New Zealand Rose Wine	\$190,718	\$153,259	\$477,096	\$433,715	\$205,822
	New Zealand Sparkling Wine	\$143,345	\$68,956	\$57,643	\$92,835	\$142,399
	New Zealand White Wine	\$14,734,729	\$9,335,123	\$15,157,124	\$14,186,490	\$13,649,798
	<b>Summary</b>	<b>\$15,741,263</b>	<b>\$9,957,794</b>	<b>\$16,300,728</b>	<b>\$15,306,926</b>	<b>\$14,764,624</b>
Other Country Wine	Other Country Fruit and Dessert Wine	\$390,864	\$391,101	\$326,520	\$314,936	\$302,382
	Other Country Red Wine	\$96,608	\$93,692	\$113,487	\$78,577	\$96,130
	Other Country Rose Wine	\$9,597	\$12,771	\$13,704	\$25,737	\$11,364
	Other Country Sparkling Wine	\$26,056	\$23,817	\$32,071	\$26,453	\$27,140
	Other Country White Wine	\$58,835	\$54,073	\$69,578	\$61,227	\$43,207
	<b>Summary</b>	<b>\$581,960</b>	<b>\$575,453</b>	<b>\$555,360</b>	<b>\$506,929</b>	<b>\$480,224</b>
Other Style Wine	Aperitif And Flavoured Wine	\$97,573	\$68,503	\$29,089	\$51,340	\$73,531
	Mead	\$165,302	\$147,698	\$157,728	\$277,029	\$236,817
	Rice Wine	\$76,682	\$69,328	\$55,181	\$49,878	\$54,436
	<b>Summary</b>	<b>\$339,557</b>	<b>\$285,530</b>	<b>\$241,999</b>	<b>\$378,247</b>	<b>\$364,783</b>
Portugal Wine	Portugal Fruit and Dessert Wine	\$1,737	\$3,347	\$4,169	\$2,165	\$6,379

## Wine Sales (Net \$)

Net Sales \$		Fiscal 2024/25 Q3	Fiscal 2024/25 Q4	Fiscal 2025/26 Q1	Fiscal 2025/26 Q2	Fiscal 2025/26 Q3
Portugal Wine	Portugal Red Wine	\$1,405,792	\$1,190,390	\$1,113,329	\$1,055,928	\$1,102,932
	Portugal Rose Wine	\$218,594	\$163,069	\$208,328	\$344,263	\$162,017
	Portugal Sparkling Wine	\$2,703	\$1,272	\$2,809	\$3,048	\$1,952
	Portugal White Wine	\$445,330	\$489,007	\$662,673	\$645,575	\$427,497
	<b>Summary</b>	<b>\$2,074,156</b>	<b>\$1,847,085</b>	<b>\$1,991,307</b>	<b>\$2,050,979</b>	<b>\$1,700,777</b>
Sake	Japan Sake	\$2,458,376	\$2,468,168	\$2,334,830	\$2,661,300	\$2,726,700
	Other Country Sake	\$136,869	\$97,554	\$151,733	\$186,512	\$157,310
	USA Sake	\$718,437	\$716,698	\$190,588	\$80,677	\$34,077
	<b>Summary</b>	<b>\$3,313,682</b>	<b>\$3,282,421</b>	<b>\$2,677,151</b>	<b>\$2,928,489</b>	<b>\$2,918,087</b>
South Africa Wine	South Africa Fruit and Dessert Wine	\$633	\$149	\$0	\$0	\$108
	South Africa Red Wine	\$976,007	\$825,874	\$776,638	\$594,544	\$845,716
	South Africa Rose Wine	\$20,884	\$21,316	\$43,399	\$41,771	\$23,010
	South Africa Sparkling Wine	\$2,550	\$9,543	\$1,529	\$5,403	\$6,580
	South Africa White Wine	\$959,037	\$874,551	\$1,041,383	\$1,046,227	\$867,359
	<b>Summary</b>	<b>\$1,959,110</b>	<b>\$1,731,432</b>	<b>\$1,862,949</b>	<b>\$1,687,945</b>	<b>\$1,742,773</b>
Spain Wine	Spain Fruit and Dessert Wine	\$12,766	\$11,156	\$10,707	\$12,691	\$10,519
	Spain Red Wine	\$3,991,021	\$4,221,282	\$3,500,023	\$3,650,221	\$4,189,922
	Spain Rose Wine	\$102,851	\$376,712	\$252,592	\$385,394	\$234,792
	Spain Sparkling Wine	\$2,001,632	\$1,085,693	\$1,242,881	\$1,291,905	\$1,721,113
	Spain White Wine	\$481,192	\$725,451	\$606,328	\$810,531	\$635,457
	<b>Summary</b>	<b>\$6,589,462</b>	<b>\$6,420,295</b>	<b>\$5,612,530</b>	<b>\$6,150,741</b>	<b>\$6,791,803</b>
USA Wine	USA Fruit and Dessert Wine	\$0	\$27,777	\$0	\$0	\$210
	USA Red Wine	\$32,164,110	\$15,494,049	(\$1,982,706)	\$5,396,494	\$6,814,765
	USA Rose Wine	\$704,739	\$539,748	\$264,175	\$301,307	\$111,249
	USA Sparkling Wine	\$401,020	\$181,785	(\$4,180)	\$45,390	\$46,523
	USA White Wine	\$7,095,949	\$4,457,209	\$118,843	\$1,803,406	\$1,112,148
	<b>Summary</b>	<b>\$40,365,818</b>	<b>\$20,700,567</b>	<b>(\$1,603,868)</b>	<b>\$7,546,597</b>	<b>\$8,084,896</b>
<b>Summary</b>	<b>\$309,717,506</b>	<b>\$225,931,219</b>	<b>\$250,724,083</b>	<b>\$284,062,273</b>	<b>\$302,705,373</b>	

## Wine Sales (Litres)



## Wine Sales (Litres)

### Wine

Litres		Fiscal 2024/25 Q3	Fiscal 2024/25 Q4	Fiscal 2025/26 Q1	Fiscal 2025/26 Q2	Fiscal 2025/26 Q3
Argentina Wine	Argentina Red Wine	530,741	439,105	462,123	398,251	555,190
	Argentina Rose Wine	2,696	2,785	7,822	6,614	3,028
	Argentina Sparkling Wine	526	459	522	760	482
	Argentina White Wine	29,012	42,988	53,850	66,285	81,223
	<b>Summary</b>	<b>562,974</b>	<b>485,337</b>	<b>524,318</b>	<b>471,910</b>	<b>639,924</b>
Australia Wine	Australia Fruit and Dessert Wine	10	114	21	10	4
	Australia Red Wine	526,530	496,722	476,629	410,972	539,002
	Australia Rose Wine	25,699	15,513	23,674	23,804	23,786
	Australia Sparkling Wine	78,608	38,980	53,501	44,147	62,918
	Australia White Wine	359,449	285,037	397,359	395,170	359,873
	<b>Summary</b>	<b>990,296</b>	<b>836,366</b>	<b>951,184</b>	<b>874,104</b>	<b>985,583</b>
Austria Wine	Austria Fruit and Dessert Wine	112	81	34	56	54
	Austria Red Wine	1,083	1,084	878	1,034	1,088
	Austria Rose Wine	189	387	346	274	180
	Austria Sparkling Wine	135	9	86	224	108
	Austria White Wine	3,410	3,097	4,022	3,972	3,292
	<b>Summary</b>	<b>4,930</b>	<b>4,658</b>	<b>5,365</b>	<b>5,560</b>	<b>4,723</b>
Bulgaria Wine	Bulgaria Red Wine	0	0	0	0	0
	Bulgaria White Wine	0	0	0	0	0
	<b>Summary</b>	<b>0</b>	<b>0</b>	<b>0</b>	<b>0</b>	<b>0</b>
Canada - BC	Canada - BC Dessert Wine	4,246	4,190	3,740	5,437	3,214
	Canada - BC Fruit Wine	65,078	35,416	48,316	76,576	73,205
	Canada - BC Ice Wine	8,393	7,004	6,944	7,682	7,432
	Canada - BC Red Wine	4,193,744	3,261,680	3,482,690	3,624,743	4,846,262
	Canada - BC Rose Wine	410,274	355,395	633,212	707,719	476,137
	Canada - BC Sparkling Wine	185,179	113,094	181,094	250,279	251,922

## Wine Sales (Litres)

Litres		Fiscal 2024/25 Q3	Fiscal 2024/25 Q4	Fiscal 2025/26 Q1	Fiscal 2025/26 Q2	Fiscal 2025/26 Q3
Canada - BC	Canada - BC White Wine	4,156,847	3,424,616	4,336,934	4,426,212	4,659,364
	<b>Summary</b>	<b>9,023,760</b>	<b>7,201,396</b>	<b>8,692,931</b>	<b>9,098,649</b>	<b>10,317,537</b>
Canada - Other	Canada - Other Dessert Wine	102	41	34	84	99
	Canada - Other Fruit Wine	152	92	147	288	187
	Canada - Other Ice Wine	9,019	10,030	5,801	15,352	9,776
	Canada - Other Red Wine	32,789	26,613	28,870	37,210	41,014
	Canada - Other Rose Wine	5,552	4,482	10,668	8,048	4,857
	Canada - Other Sparkling Wine	93,136	47,171	65,560	66,778	82,617
	Canada - Other White Wine	49,591	41,027	54,724	61,698	52,564
	<b>Summary</b>	<b>190,340</b>	<b>129,455</b>	<b>165,805</b>	<b>189,459</b>	<b>191,114</b>
Chile Wine	Chile Fruit and Dessert Wine	18	14	14	13	32
	Chile Red Wine	720,082	611,208	610,363	627,173	696,104
	Chile Rose Wine	26,151	26,576	56,358	73,165	18,955
	Chile Sparkling Wine	3,299	2,190	2,175	1,450	2,396
	Chile White Wine	315,295	306,921	356,461	366,906	338,508
	<b>Summary</b>	<b>1,064,845</b>	<b>946,908</b>	<b>1,025,370</b>	<b>1,068,707</b>	<b>1,055,994</b>
China Wine	China Fruit and Dessert Wine	291	362	114	44	293
	China Red Wine	22	122	4	14	14
	China White Wine	9	0	225	0	18
	<b>Summary</b>	<b>323</b>	<b>484</b>	<b>344</b>	<b>58</b>	<b>324</b>
Fortified Wine	Other Fortified Domestic Wine	53,022	44,973	41,483	48,316	46,840
	Other Fortified Import Wine	19,180	14,578	13,742	11,921	17,484
	Port Wine	32,098	14,973	14,468	14,350	29,500
	Sherry Wine	21,825	11,470	10,146	9,374	14,957
	Vermouth Wine	68,827	51,524	55,291	55,298	61,483
	<b>Summary</b>	<b>194,951</b>	<b>137,519</b>	<b>135,131</b>	<b>139,259</b>	<b>170,264</b>
France Wine	France Champagne Wine	77,213	29,818	39,119	46,515	73,054
	France Fruit and Dessert Wine	186	298	190	237	216

## Wine Sales (Litres)

Litres		Fiscal 2024/25 Q3	Fiscal 2024/25 Q4	Fiscal 2025/26 Q1	Fiscal 2025/26 Q2	Fiscal 2025/26 Q3
France Wine	France Red Wine	380,291	299,734	321,136	312,951	387,302
	France Rose Wine	114,332	106,465	229,633	284,794	107,641
	France Sparkling Wine	61,548	37,473	48,043	49,901	52,039
	France White Wine	193,975	173,364	207,349	220,115	214,383
	<b>Summary</b>	<b>827,545</b>	<b>647,152</b>	<b>845,471</b>	<b>914,513</b>	<b>834,634</b>
Georgia Wine	Georgia Red Wine	5,098	3,765	3,584	2,821	3,334
	Georgia Rose Wine	76	9	14	9	4
	Georgia Sparkling Wine	32	9	27	21	14
	Georgia White Wine	513	608	655	548	539
	<b>Summary</b>	<b>5,719</b>	<b>4,390</b>	<b>4,280</b>	<b>3,398</b>	<b>3,892</b>
Germany Wine	Germany Fruit and Dessert Wine	0	0	0	0	0
	Germany Red Wine	1,210	1,288	1,285	1,354	1,040
	Germany Rose Wine	0	9	68	94	9
	Germany Sparkling Wine	60,063	21,543	34,091	28,577	53,664
	Germany White Wine	68,186	45,594	48,673	47,596	52,786
	<b>Summary</b>	<b>129,460</b>	<b>68,434</b>	<b>84,117</b>	<b>77,623</b>	<b>107,499</b>
Greece Wine	Greece Fruit and Dessert Wine	0	18	0	0	18
	Greece Red Wine	6,007	5,763	6,226	4,974	4,976
	Greece Rose Wine	532	303	602	796	370
	Greece Sparkling Wine	171	148	225	68	194
	Greece White Wine	4,802	6,379	7,914	8,792	4,744
	<b>Summary</b>	<b>11,512</b>	<b>12,611</b>	<b>14,967</b>	<b>14,629</b>	<b>10,302</b>
Hungary Wine	Hungary Fruit and Dessert Wine	390	658	157	378	474
	Hungary Red Wine	1,215	1,300	1,134	801	1,112
	Hungary Rose Wine	4	0	0	4	0
	Hungary Sparkling Wine	5,718	3,168	4,352	5,985	4,594
	Hungary White Wine	5,919	5,068	5,332	7,810	6,250
	<b>Summary</b>	<b>13,246</b>	<b>10,194</b>	<b>10,975</b>	<b>14,978</b>	<b>12,430</b>

## Wine Sales (Litres)

Litres		Fiscal 2024/25 Q3	Fiscal 2024/25 Q4	Fiscal 2025/26 Q1	Fiscal 2025/26 Q2	Fiscal 2025/26 Q3
Israel Wine	Israel Red Wine	1,097	1,080	1,278	853	1,035
	Israel Rose Wine	54	225	180	81	54
	Israel White Wine	198	270	482	297	198
	<b>Summary</b>	<b>1,349</b>	<b>1,575</b>	<b>1,940</b>	<b>1,231</b>	<b>1,287</b>
Italy Wine	Italy Fruit and Dessert Wine	151	54	122	106	143
	Italy Red Wine	672,338	497,708	539,982	522,563	646,589
	Italy Rose Wine	9,111	9,476	20,491	23,978	10,883
	Italy Sparkling Wine	129,143	90,127	113,389	123,496	104,024
	Italy White Wine	391,104	309,438	425,687	403,459	333,688
	Prosecco Wine	516,120	233,086	383,285	364,939	484,489
	<b>Summary</b>	<b>1,717,967</b>	<b>1,139,889</b>	<b>1,482,957</b>	<b>1,438,541</b>	<b>1,579,817</b>
New Zealand Wine	New Zealand Fruit and Dessert Wine	9	0	0	0	0
	New Zealand Red Wine	33,628	16,906	27,203	26,138	36,961
	New Zealand Rose Wine	9,846	7,844	26,762	24,318	10,537
	New Zealand Sparkling Wine	7,214	3,091	2,835	4,724	7,378
	New Zealand White Wine	819,687	484,533	835,325	771,430	765,229
	<b>Summary</b>	<b>870,384</b>	<b>512,373</b>	<b>892,125</b>	<b>826,609</b>	<b>820,105</b>
Other Country Wine	Other Country Fruit and Dessert Wine	21,736	21,611	17,577	16,486	14,509
	Other Country Red Wine	4,089	3,460	4,010	2,964	3,524
	Other Country Rose Wine	304	405	457	924	380
	Other Country Sparkling Wine	937	853	1,393	979	1,047
	Other Country White Wine	2,166	1,598	2,072	1,969	1,514
	<b>Summary</b>	<b>29,232</b>	<b>27,926</b>	<b>25,509</b>	<b>23,322</b>	<b>20,972</b>
Other Style Wine	Aperitif And Flavoured Wine	5,340	4,036	2,632	3,155	4,289
	Mead	6,171	5,850	6,041	10,948	8,350
	Rice Wine	6,446	6,343	5,390	4,831	4,519
	<b>Summary</b>	<b>17,957</b>	<b>16,229</b>	<b>14,063</b>	<b>18,935</b>	<b>17,158</b>
Portugal Wine	Portugal Fruit and Dessert Wine	44	63	76	38	140

## Wine Sales (Litres)

Litres		Fiscal 2024/25 Q3	Fiscal 2024/25 Q4	Fiscal 2025/26 Q1	Fiscal 2025/26 Q2	Fiscal 2025/26 Q3
Portugal Wine	Portugal Red Wine	107,782	88,456	86,871	84,354	84,054
	Portugal Rose Wine	19,362	14,212	16,999	28,643	14,590
	Portugal Sparkling Wine	62	36	72	76	72
	Portugal White Wine	28,831	33,968	49,834	48,308	30,158
	<b>Summary</b>	<b>156,082</b>	<b>136,735</b>	<b>153,853</b>	<b>161,419</b>	<b>129,014</b>
Sake	Japan Sake	71,519	72,252	74,605	102,080	100,554
	Other Country Sake	4,327	3,370	4,433	5,218	4,540
	USA Sake	69,615	73,699	16,204	4,981	1,737
	<b>Summary</b>	<b>145,461</b>	<b>149,321</b>	<b>95,242</b>	<b>112,279</b>	<b>106,832</b>
South Africa Wine	South Africa Fruit and Dessert Wine	7	2	0	0	2
	South Africa Red Wine	70,040	57,129	49,047	36,766	53,090
	South Africa Rose Wine	1,263	1,263	2,574	2,508	1,328
	South Africa Sparkling Wine	90	660	81	202	251
	South Africa White Wine	73,371	67,044	78,773	84,720	63,895
	<b>Summary</b>	<b>144,771</b>	<b>126,098</b>	<b>130,475</b>	<b>124,197</b>	<b>118,567</b>
Spain Wine	Spain Fruit and Dessert Wine	340	308	304	360	284
	Spain Red Wine	259,213	311,124	225,308	261,364	287,932
	Spain Rose Wine	9,580	43,149	23,188	43,057	26,989
	Spain Sparkling Wine	106,416	57,021	64,546	66,140	93,016
	Spain White Wine	30,390	65,276	37,506	63,443	53,190
	<b>Summary</b>	<b>405,940</b>	<b>476,878</b>	<b>350,852</b>	<b>434,364</b>	<b>461,410</b>
USA Wine	USA Fruit and Dessert Wine	0	1,776	0	0	6
	USA Red Wine	1,344,069	623,654	-46,670	188,979	257,665
	USA Rose Wine	57,862	44,886	21,028	21,059	7,097
	USA Sparkling Wine	31,718	10,889	-173	1,513	1,648
	USA White Wine	383,740	239,307	11,449	84,947	48,828
	<b>Summary</b>	<b>1,817,390</b>	<b>920,512</b>	<b>-14,365</b>	<b>296,498</b>	<b>315,245</b>
<b>Summary</b>		<b>18,326,435</b>	<b>13,992,441</b>	<b>15,592,907</b>	<b>16,310,241</b>	<b>17,904,628</b>

# GLOSSARY AND EXPLANATORY NOTES

Domestic Beer – the domestic beer classification is defined as follows:

Commercial Beer – Breweries with Annual Production over 350,000HL

Regional Beer – Breweries with Annual Production over 15,000HL and up to 350,000HL

Micro Brew Beer – Breweries with Annual Production up to 15,000HL

Negative Sales

Occasionally, negative sales are reported. This is usually due to adjustments or product returns.