

Liquor Market Review

Fiscal 2025/26 Q4

March 2026



**LIQUOR
DISTRIBUTION
BRANCH**

Table of Contents

Introduction	3
Beer Sales (Net \$)	4
Beer Sales (Litres)	6
Refreshment Beverages Sales (Net \$)	8
Refreshment Beverages Sales (Litres)	10
Spirits Sales (Net \$)	12
Spirits Sales (Litres)	16
Wine Sales (Net \$)	20
Wine Sales (Litres)	26
Glossary	32

Introduction

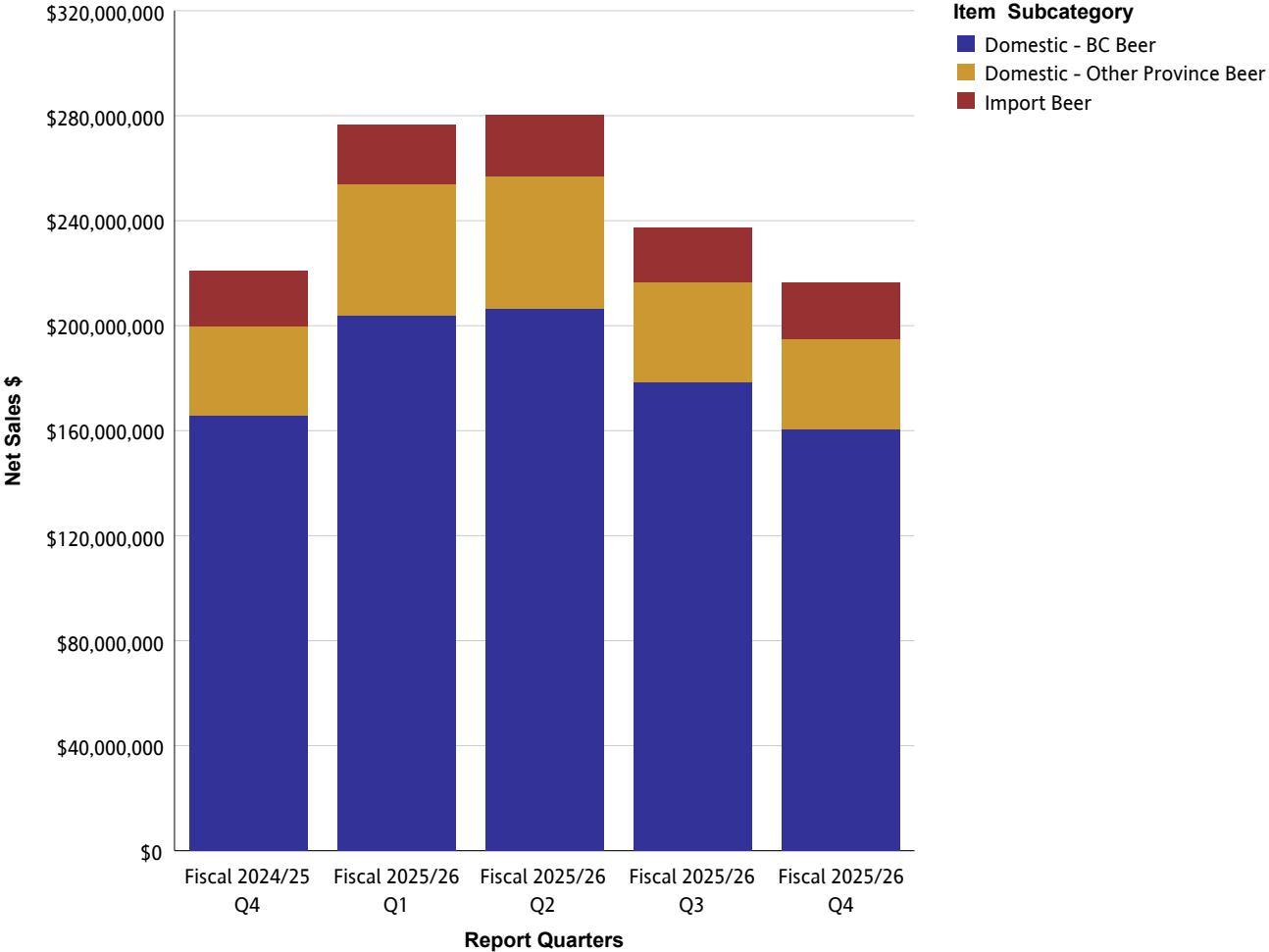
The Liquor Market Review provides provincial sales through the Wholesale channel for beer, refreshment beverages, spirits and wine. Sales are provided in net dollar value and litres. Net dollar value is based on the price paid by the customer and excludes any applicable taxes. For each reporting period, the Liquor Market Review provides summarized sales data for the current quarter and previous four quarters.

The Liquor Distribution Branch fiscal calendar begins on April 1st and ends on March 31st and is comprised of 12 periods. A period can vary in length but roughly follows a calendar month. For example, Q1 reflects Periods 1 – 3 (April, May and June).

The Liquor Distribution Branch produces the Liquor Market Review four times per year for reporting periods ending in March, June, September and December.

LMR reports are generated based on the original transaction dates of sales. Please note that sales data may vary between reports because late sales submissions and adjustments are incorporated when they become available and captured in the subsequent reports. These updates are standard and ensure that the data remains current and reflects reported sales. While the LDB has made every effort to ensure accuracy and completeness, this is not guaranteed, as figures may vary as outlined above. It is the express condition of the use of this publication that the LDB shall incur no liability.

Beer Sales (Net \$)

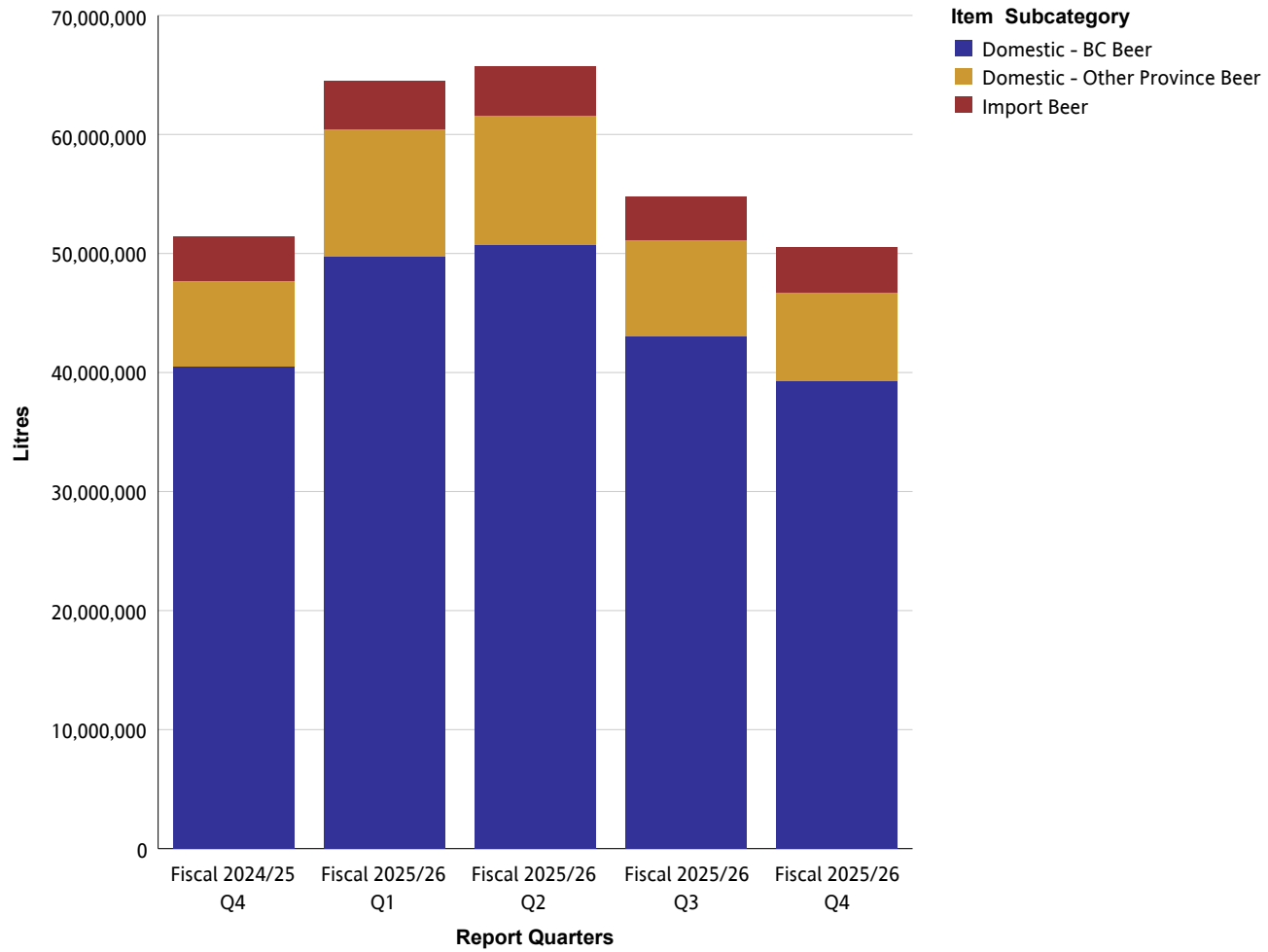


Beer Sales (Net \$)

Beer

Net Sales \$		Fiscal 2024/25 Q4	Fiscal 2025/26 Q1	Fiscal 2025/26 Q2	Fiscal 2025/26 Q3	Fiscal 2025/26 Q4
Domestic - BC Beer	Domestic - BC Commercial Beer	\$93,023,743	\$110,209,721	\$111,443,772	\$99,035,775	\$88,076,171
	Domestic - BC Micro Brew Beer	\$29,015,061	\$37,102,518	\$39,518,719	\$31,580,852	\$28,194,415
	Domestic - BC Regional Beer	\$43,752,922	\$56,456,523	\$55,448,767	\$47,771,164	\$44,158,220
	Summary	\$165,791,727	\$203,768,761	\$206,411,257	\$178,387,791	\$160,428,807
Domestic - Other Province Beer	Domestic - Other Province Commercial Beer	\$33,547,557	\$49,161,272	\$49,691,424	\$37,698,220	\$33,977,419
	Domestic - Other Province Micro Brew Beer	\$133,708	\$188,195	\$230,373	\$152,955	\$172,259
	Domestic - Other Province Regional Beer	\$506,290	\$659,018	\$523,179	\$517,503	\$466,693
	Summary	\$34,187,555	\$50,008,485	\$50,444,976	\$38,368,678	\$34,616,371
Import Beer	Asia And South Pacific Beer	\$1,660,918	\$1,922,912	\$2,061,190	\$1,634,464	\$1,979,331
	Europe Beer	\$16,589,986	\$17,175,540	\$17,801,772	\$16,550,048	\$16,946,492
	Mexico And Caribbean Beer	\$1,968,593	\$2,762,857	\$2,709,327	\$2,029,570	\$2,104,677
	Other Country Beer	\$617,009	\$680,222	\$695,669	\$506,409	\$575,147
	USA Beer	\$179,983	\$75,664	\$49,217	\$19,980	\$18,281
	Summary	\$21,016,490	\$22,617,195	\$23,317,174	\$20,740,471	\$21,623,928
Summary		\$220,995,771	\$276,394,442	\$280,173,407	\$237,496,940	\$216,669,105

Beer Sales (Litres)

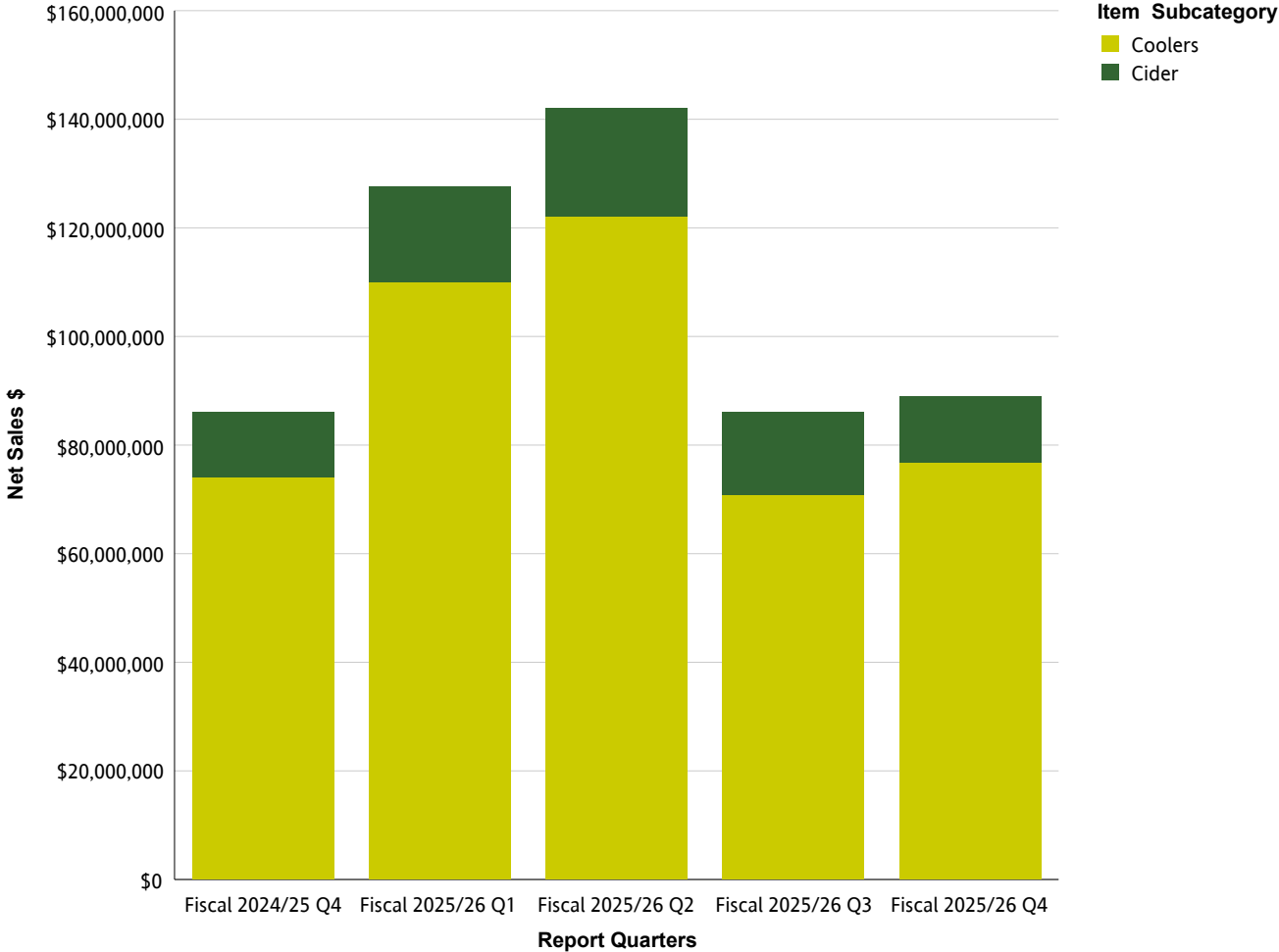


Beer Sales (Litres)

Beer

Litres		Fiscal 2024/25 Q4	Fiscal 2025/26 Q1	Fiscal 2025/26 Q2	Fiscal 2025/26 Q3	Fiscal 2025/26 Q4
Domestic - BC Beer	Domestic - BC Commercial Beer	23,428,966	27,843,460	28,816,320	24,896,153	22,259,982
	Domestic - BC Micro Brew Beer	5,739,271	7,239,207	7,718,249	6,025,974	5,522,208
	Domestic - BC Regional Beer	11,376,172	14,631,301	14,215,206	12,129,565	11,492,912
	Summary	40,544,409	49,713,968	50,749,775	43,051,693	39,275,102
Domestic - Other Province Beer	Domestic - Other Province Commercial Beer	7,006,172	10,580,115	10,673,891	7,912,878	7,266,459
	Domestic - Other Province Micro Brew Beer	19,533	29,335	37,204	22,541	26,911
	Domestic - Other Province Regional Beer	132,986	173,713	146,609	146,596	135,436
	Summary	7,158,691	10,783,163	10,857,704	8,082,015	7,428,806
Import Beer	Asia And South Pacific Beer	280,156	324,718	347,327	267,478	329,579
	Europe Beer	2,984,514	3,125,714	3,243,853	2,934,341	3,028,986
	Mexico And Caribbean Beer	310,821	438,323	426,183	316,286	330,607
	Other Country Beer	97,992	108,243	110,677	80,947	92,421
	USA Beer	25,497	10,472	7,300	2,855	3,061
	Summary	3,698,981	4,007,469	4,135,341	3,601,907	3,784,654
Summary		51,402,081	64,504,600	65,742,821	54,735,615	50,488,562

Refreshment Beverages Sales (Net \$)

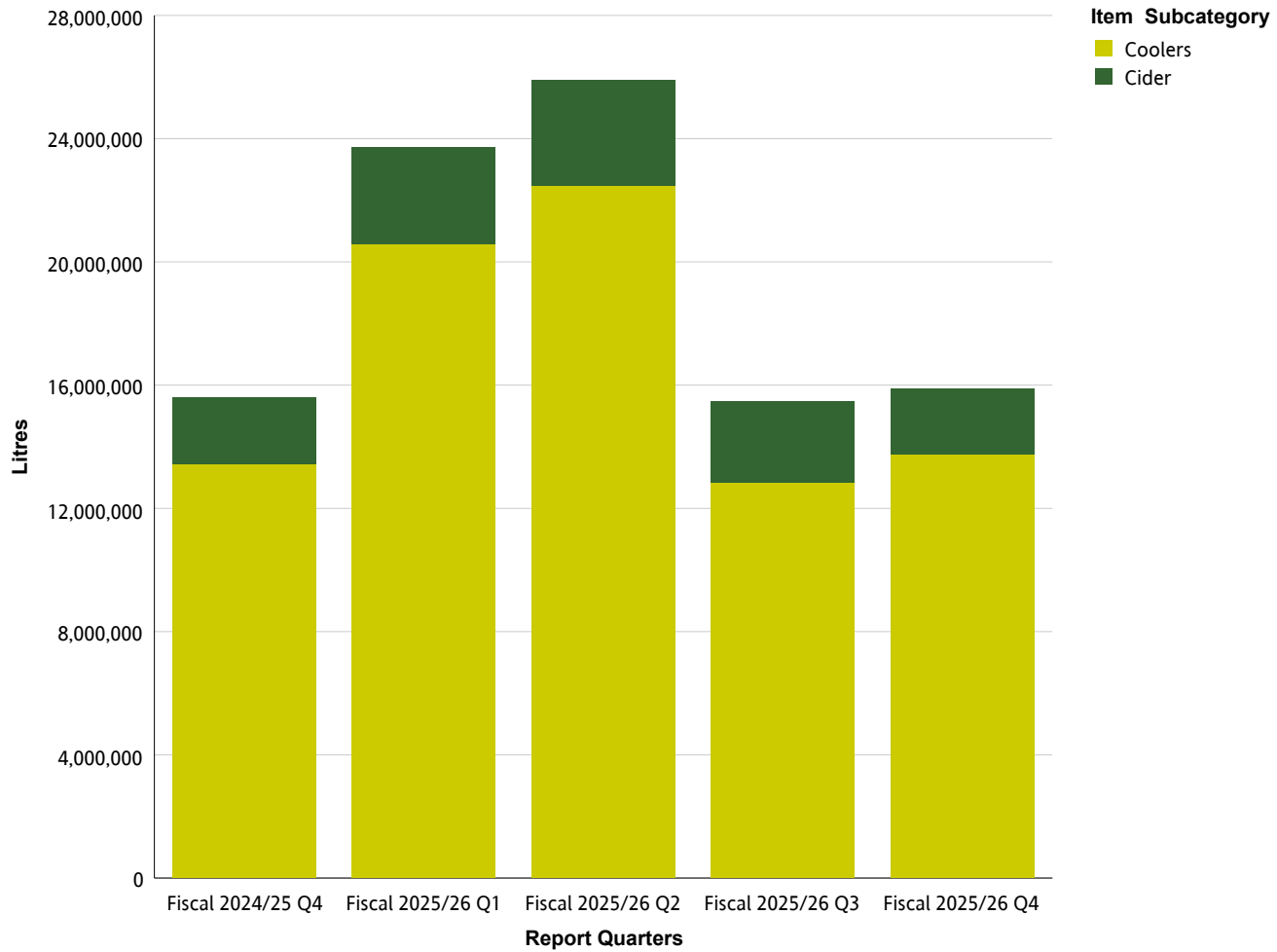


Refreshment Beverages Sales (Net \$)

Refreshment Beverages

Net Sales \$		Fiscal 2024/25 Q4	Fiscal 2025/26 Q1	Fiscal 2025/26 Q2	Fiscal 2025/26 Q3	Fiscal 2025/26 Q4
Cider	Domestic Cider	\$9,430,255	\$14,078,066	\$16,461,395	\$12,895,374	\$9,641,552
	Import Cider	\$2,622,116	\$3,472,465	\$3,562,722	\$2,448,075	\$2,564,997
	Summary	\$12,052,370	\$17,550,531	\$20,024,116	\$15,343,449	\$12,206,548
Coolers	Malt-Based Coolers	\$222,017	\$203,357	\$156,270	\$85,612	\$110,686
	Spirit Coolers	\$72,880,072	\$108,749,213	\$120,732,930	\$70,019,461	\$76,016,862
	Wine/Fruit Coolers	\$943,765	\$1,114,126	\$1,140,986	\$695,486	\$690,825
	Summary	\$74,045,854	\$110,066,696	\$122,030,186	\$70,800,559	\$76,818,373
Summary		\$86,098,224	\$127,617,226	\$142,054,302	\$86,144,008	\$89,024,921

Refreshment Beverages Sales (Litres)

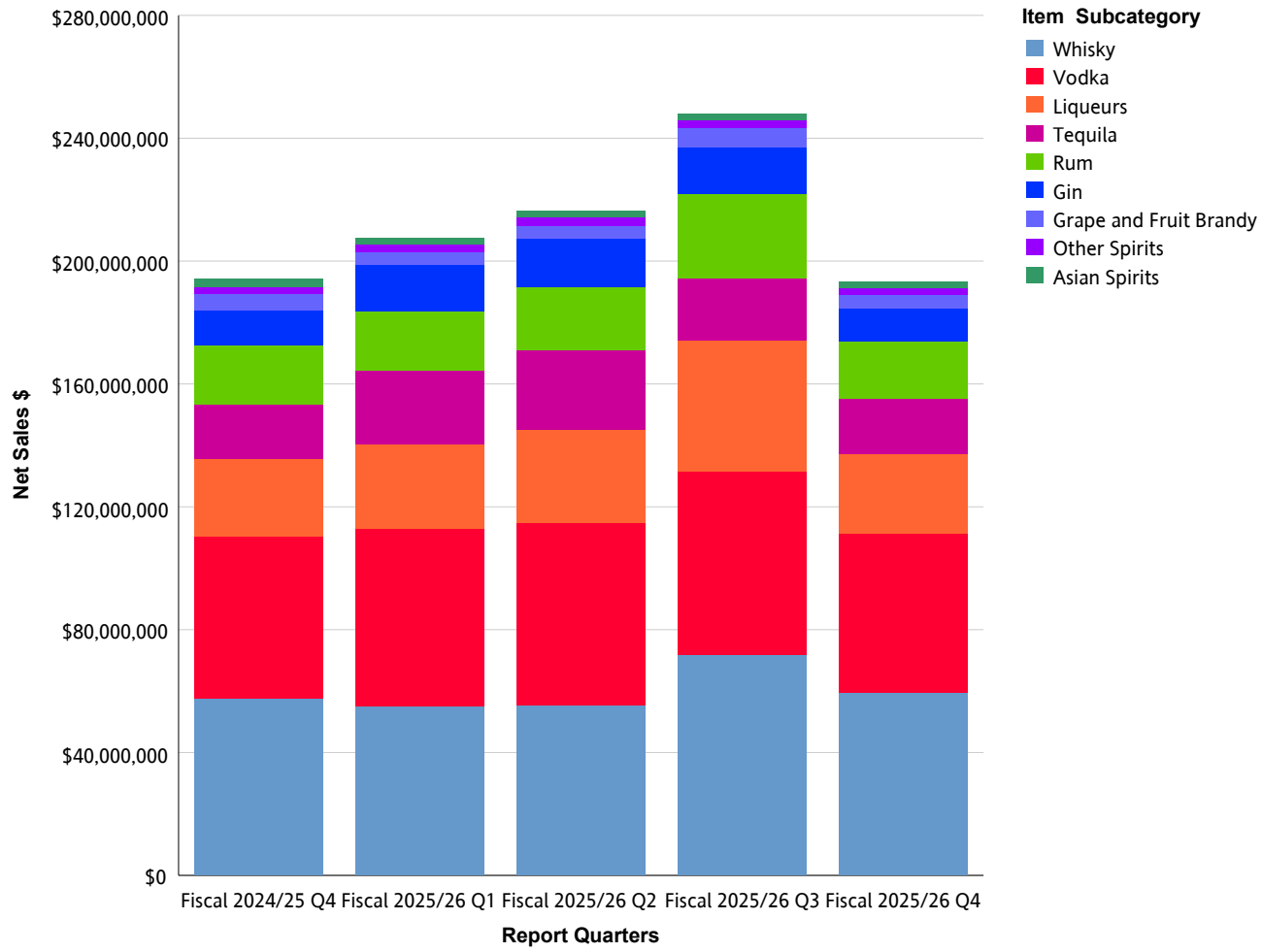


Refreshment Beverages Sales (Litres)

Refreshment Beverages

Litres		Fiscal 2024/25 Q4	Fiscal 2025/26 Q1	Fiscal 2025/26 Q2	Fiscal 2025/26 Q3	Fiscal 2025/26 Q4
Cider	Domestic Cider	1,661,776	2,452,289	2,753,215	2,150,420	1,668,534
	Import Cider	494,531	678,001	687,664	475,563	471,521
	Summary	2,156,307	3,130,290	3,440,879	2,625,983	2,140,054
Coolers	Malt-Based Coolers	40,724	32,901	24,898	13,360	16,627
	Spirit Coolers	13,291,059	20,411,188	22,314,010	12,744,539	13,649,992
	Wine/Fruit Coolers	113,296	132,800	131,949	91,105	81,142
	Summary	13,445,078	20,576,888	22,470,857	12,849,004	13,747,761
Summary		15,601,385	23,707,178	25,911,736	15,474,988	15,887,815

Spirits Sales (Net \$)



Spirits Sales (Net \$)

Spirits

Net Sales \$		Fiscal 2024/25 Q4	Fiscal 2025/26 Q1	Fiscal 2025/26 Q2	Fiscal 2025/26 Q3	Fiscal 2025/26 Q4
Asian Spirits	China Spirits	\$1,455,746	\$784,261	\$653,141	\$775,096	\$880,468
	Korea Spirits	\$1,107,973	\$1,142,377	\$1,210,496	\$1,037,735	\$1,061,689
	Other Country Asian Spirits	\$162,967	\$111,724	\$132,061	\$144,675	\$148,780
	Summary	\$2,726,685	\$2,038,361	\$1,995,697	\$1,957,505	\$2,090,937
Gin	Dry Gin	\$10,179,664	\$13,008,408	\$13,853,407	\$13,337,774	\$9,434,592
	Flavoured Gin	\$780,242	\$1,282,203	\$1,196,641	\$1,083,210	\$756,158
	Other Gin	\$564,052	\$814,940	\$770,759	\$931,590	\$585,054
	Summary	\$11,523,957	\$15,105,551	\$15,820,807	\$15,352,574	\$10,775,804
Grape and Fruit Brandy	Armagnac	\$48,284	\$36,832	\$28,701	\$117,021	\$76,006
	Brandy	\$2,062,821	\$1,894,827	\$1,689,896	\$2,804,936	\$1,841,965
	Cognac	\$2,518,374	\$1,708,396	\$1,632,822	\$2,474,501	\$2,074,289
	Eau de Vie	\$279,418	\$332,568	\$287,544	\$415,001	\$293,219
	Grappa And Marc	\$63,854	\$51,570	\$47,384	\$74,851	\$57,442
	Pisco	\$145,198	\$131,034	\$137,626	\$113,961	\$156,855
	Summary	\$5,117,949	\$4,155,226	\$3,823,973	\$6,000,271	\$4,499,775
Liqueurs	Anise And Herbal/Spice Liqueurs	\$8,131,436	\$9,626,771	\$9,245,551	\$9,703,192	\$8,251,606
	Coffee And Cocoa Liqueurs	\$1,980,513	\$1,867,029	\$2,268,556	\$3,005,825	\$2,190,336
	Cream/Dairy Liqueurs	\$5,964,526	\$5,916,616	\$7,770,609	\$18,071,172	\$6,107,288
	Fruit Liqueurs	\$5,718,316	\$6,340,137	\$6,789,694	\$6,535,600	\$5,473,964
	Nut Liqueurs	\$1,256,284	\$1,496,543	\$1,697,065	\$2,133,834	\$1,459,281
	Other Liqueurs	\$927,469	\$1,167,344	\$1,401,571	\$1,258,410	\$876,245
	Whiskey Liqueurs	\$1,515,319	\$1,146,481	\$1,267,211	\$1,689,152	\$1,499,785
	Summary	\$25,493,862	\$27,560,921	\$30,440,257	\$42,397,185	\$25,858,505
Other Spirits	Cachaca	\$42,205	\$50,903	\$54,329	\$33,515	\$55,344
	Flavoured Spirits	\$84,871	\$83,673	\$155,719	\$155,241	\$51,748
	Miscellaneous/Other Spirits	\$233,685	\$185,720	\$183,529	\$309,247	\$163,514

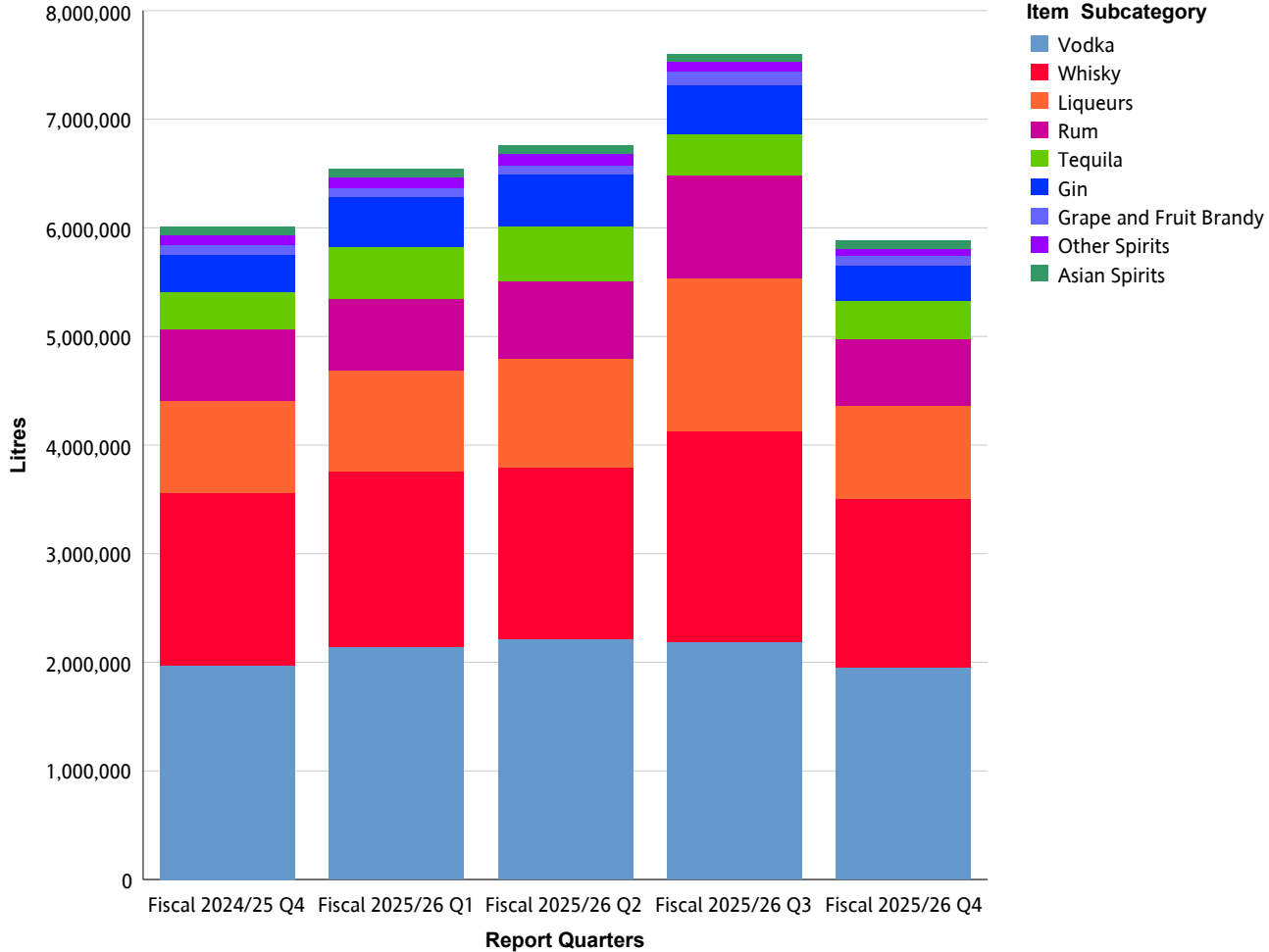
Spirits Sales (Net \$)

Net Sales \$		Fiscal 2024/25 Q4	Fiscal 2025/26 Q1	Fiscal 2025/26 Q2	Fiscal 2025/26 Q3	Fiscal 2025/26 Q4
Other Spirits	Moonshine Spirits	\$413,007	\$171,260	\$405,561	\$311,408	\$135,576
	Ready to Mix Cocktails	\$473,349	\$573,108	\$601,181	\$519,518	\$492,491
	Ready to Serve Cocktails	\$1,129,564	\$1,391,916	\$1,713,746	\$1,365,573	\$1,153,496
	Schnapps and Akvavit	\$45,896	\$44,707	\$43,848	\$62,593	\$45,898
	Summary	\$2,422,577	\$2,501,287	\$3,157,913	\$2,757,095	\$2,098,066
Rum	Amber Rum	\$4,879,050	\$4,898,619	\$5,609,819	\$7,821,087	\$5,613,213
	Dark Rum	\$2,458,945	\$2,554,185	\$2,645,466	\$3,743,548	\$2,802,248
	Flavoured Rum	\$373,076	\$315,424	\$374,553	\$394,596	\$252,995
	Spiced Rum	\$6,080,225	\$5,292,421	\$5,583,671	\$8,373,362	\$5,159,031
	White Rum	\$5,507,126	\$6,162,394	\$6,508,124	\$7,111,530	\$4,659,761
	Summary	\$19,298,422	\$19,223,042	\$20,721,633	\$27,444,122	\$18,487,248
Tequila	Blanco/Silver Tequila	\$7,966,846	\$10,603,796	\$11,927,316	\$8,861,693	\$8,432,428
	Flavoured Tequila	\$622,431	\$1,257,483	\$1,212,758	\$920,685	\$775,369
	Gold Tequila	\$8,075,055	\$11,080,863	\$11,315,329	\$9,747,977	\$8,132,745
	Mezcal	\$943,342	\$1,114,986	\$1,135,345	\$884,795	\$949,161
	Summary	\$17,607,675	\$24,057,128	\$25,590,748	\$20,415,150	\$18,289,703
Vodka	Flavoured Vodka	\$3,689,708	\$3,732,410	\$3,756,626	\$3,827,331	\$3,102,437
	Straight Vodka	\$48,944,624	\$53,798,918	\$55,871,634	\$55,916,651	\$48,685,555
	Summary	\$52,634,332	\$57,531,328	\$59,628,259	\$59,743,981	\$51,787,991
Whisky	American Whiskey	\$2,548,345	\$293,896	\$1,246,162	\$1,502,262	\$627,304
	Blended Malt Scotch Whisky	\$256,288	\$253,154	\$240,879	\$341,884	\$342,635
	Blended Scotch Whisky	\$7,139,807	\$6,980,436	\$6,696,625	\$8,719,704	\$7,209,710
	Bourbon Whiskey	\$5,179,484	\$419,971	\$2,361,323	\$2,516,557	\$1,392,892
	Canadian Whisky	\$26,574,853	\$31,325,302	\$29,306,225	\$35,798,920	\$29,019,229
	Flavoured Whisky	\$479,616	\$399,390	\$629,610	\$480,722	\$332,931
	Irish Whiskey	\$5,477,868	\$5,314,696	\$5,417,389	\$7,077,908	\$6,778,137
	Other Country Whisky	\$1,313,179	\$1,377,310	\$1,199,685	\$1,960,028	\$2,521,810
	Single Malt Scotch Whisky	\$8,581,950	\$8,920,136	\$8,134,385	\$13,519,330	\$11,175,931

Spirits Sales (Net \$)

Net Sales \$		Fiscal 2024/25 Q4	Fiscal 2025/26 Q1	Fiscal 2025/26 Q2	Fiscal 2025/26 Q3	Fiscal 2025/26 Q4
Whisky	Summary	\$57,551,391	\$55,284,291	\$55,232,284	\$71,917,315	\$59,400,578
Summary		\$194,376,850	\$207,457,137	\$216,411,572	\$247,985,197	\$193,288,607

Spirits Sales (Litres)



Spirits Sales (Litres)

Spirits

Litres		Fiscal 2024/25 Q4	Fiscal 2025/26 Q1	Fiscal 2025/26 Q2	Fiscal 2025/26 Q3	Fiscal 2025/26 Q4
Asian Spirits	China Spirits	15,843	12,208	11,846	13,200	15,715
	Korea Spirits	58,567	60,463	64,867	54,944	55,577
	Other Country Asian Spirits	3,828	2,602	2,903	3,050	3,294
	Summary	78,238	75,274	79,615	71,194	74,586
Gin	Dry Gin	309,753	403,281	427,014	397,611	287,726
	Flavoured Gin	20,965	34,833	32,168	28,402	19,604
	Other Gin	10,893	15,997	15,675	19,059	11,642
	Summary	341,612	454,111	474,857	445,072	318,971
Grape and Fruit Brandy	Armagnac	340	347	271	998	654
	Brandy	68,208	63,768	55,188	94,473	60,545
	Cognac	21,103	15,996	15,603	23,983	18,187
	Eau de Vie	5,082	6,156	5,242	7,602	5,595
	Grappa And Marc	1,077	911	826	1,282	945
	Pisco	3,297	2,968	3,160	2,639	3,375
	Summary	99,108	90,146	80,290	130,976	89,300
Liqueurs	Anise And Herbal/Spice Liqueurs	259,293	315,130	294,544	313,357	259,635
	Coffee And Cocoa Liqueurs	73,100	67,391	79,084	107,636	76,334
	Cream/Dairy Liqueurs	217,412	212,970	276,232	640,033	221,499
	Fruit Liqueurs	176,443	201,982	209,918	191,645	169,765
	Nut Liqueurs	42,329	55,825	63,152	71,662	47,584
	Other Liqueurs	27,671	34,229	38,774	35,948	24,501
	Whiskey Liqueurs	50,390	39,738	42,263	52,156	49,986
	Summary	846,637	927,265	1,003,967	1,412,437	849,303
Other Spirits	Cachaca	1,267	1,518	1,563	963	1,653
	Flavoured Spirits	1,887	1,610	3,355	3,202	1,072
	Miscellaneous/Other Spirits	4,582	4,026	3,562	6,924	2,728

Spirits Sales (Litres)

Litres		Fiscal 2024/25 Q4	Fiscal 2025/26 Q1	Fiscal 2025/26 Q2	Fiscal 2025/26 Q3	Fiscal 2025/26 Q4
Other Spirits	Moonshine Spirits	8,974	3,662	8,678	7,468	3,791
	Ready to Mix Cocktails	23,656	28,623	30,303	25,096	24,360
	Ready to Serve Cocktails	41,550	53,766	66,678	38,387	35,861
	Schnapps and Akvavit	917	1,008	1,000	1,299	973
	Summary	82,833	94,214	115,138	83,340	70,438
Rum	Amber Rum	151,381	150,238	167,436	238,176	168,344
	Dark Rum	83,830	87,495	89,850	126,758	93,648
	Flavoured Rum	11,215	8,561	10,011	9,666	5,962
	Spiced Rum	200,015	177,232	187,597	284,672	170,881
	White Rum	217,469	244,280	258,561	285,334	183,445
	Summary	663,910	667,806	713,454	944,606	622,279
Tequila	Blanco/Silver Tequila	161,285	217,958	247,434	174,230	173,491
	Flavoured Tequila	11,924	25,823	24,354	17,587	15,213
	Gold Tequila	149,831	215,840	214,559	179,680	148,348
	Mezcal	13,742	16,656	16,828	12,826	13,887
	Summary	336,782	476,276	503,175	384,323	350,940
Vodka	Flavoured Vodka	116,415	119,507	119,647	119,475	97,181
	Straight Vodka	1,851,875	2,027,689	2,097,699	2,070,001	1,852,842
	Summary	1,968,290	2,147,196	2,217,346	2,189,476	1,950,023
Whisky	American Whiskey	62,685	11,810	31,917	35,877	10,923
	Blended Malt Scotch Whisky	4,397	4,345	3,654	5,290	4,923
	Blended Scotch Whisky	197,612	197,744	186,852	226,810	203,274
	Bourbon Whiskey	112,076	13,293	50,531	51,123	22,538
	Canadian Whisky	956,487	1,121,534	1,045,301	1,255,570	1,013,672
	Flavoured Whisky	14,972	12,720	19,616	13,904	9,978
	Irish Whiskey	138,128	130,209	137,088	175,224	158,619
	Other Country Whisky	15,488	16,761	14,553	23,065	23,164
	Single Malt Scotch Whisky	90,933	99,358	88,188	148,659	110,516

Spirits Sales (Litres)

Litres		Fiscal 2024/25 Q4	Fiscal 2025/26 Q1	Fiscal 2025/26 Q2	Fiscal 2025/26 Q3	Fiscal 2025/26 Q4
Whisky	Summary	1,592,777	1,607,775	1,577,699	1,935,522	1,557,607
Summary		6,010,187	6,540,064	6,765,541	7,596,945	5,883,447

Wine Sales (Net \$)

Wine

Net Sales \$		Fiscal 2024/25 Q4	Fiscal 2025/26 Q1	Fiscal 2025/26 Q2	Fiscal 2025/26 Q3	Fiscal 2025/26 Q4
Argentina Wine	Argentina Red Wine	\$6,674,851	\$7,129,654	\$6,252,204	\$8,670,306	\$7,020,932
	Argentina Rose Wine	\$38,926	\$111,321	\$98,803	\$47,368	\$39,490
	Argentina Sparkling Wine	\$8,773	\$10,450	\$14,013	\$9,768	\$14,508
	Argentina White Wine	\$576,922	\$746,465	\$980,794	\$1,176,097	\$1,200,250
	Summary	\$7,299,473	\$7,997,890	\$7,345,814	\$9,903,540	\$8,275,181
Australia Wine	Australia Fruit and Dessert Wine	\$5,871	\$1,010	\$390	\$313	\$192
	Australia Red Wine	\$6,996,647	\$6,961,885	\$6,024,120	\$8,119,283	\$7,518,088
	Australia Rose Wine	\$219,415	\$311,084	\$295,024	\$286,938	\$283,084
	Australia Sparkling Wine	\$598,083	\$805,384	\$683,528	\$923,722	\$615,717
	Australia White Wine	\$3,473,585	\$4,734,229	\$4,691,970	\$4,320,228	\$4,082,232
	Summary	\$11,293,602	\$12,813,592	\$11,695,031	\$13,650,484	\$12,499,313
Austria Wine	Austria Fruit and Dessert Wine	\$4,176	\$2,438	\$2,887	\$2,994	\$4,554
	Austria Red Wine	\$34,396	\$30,714	\$33,910	\$36,523	\$49,005
	Austria Rose Wine	\$13,457	\$12,263	\$10,115	\$6,461	\$7,257
	Austria Sparkling Wine	\$287	\$2,920	\$7,701	\$3,407	\$5,327
	Austria White Wine	\$107,802	\$132,301	\$129,457	\$102,762	\$134,511
	Summary	\$160,118	\$180,636	\$184,070	\$152,146	\$200,654
Bulgaria Wine	Bulgaria Red Wine	\$0	\$0	\$0	\$0	\$0
	Bulgaria White Wine	\$0	\$0	\$0	\$0	\$0
	Summary	\$0	\$0	\$0	\$0	\$0
Canada - BC	Canada - BC Dessert Wine	\$197,815	\$204,845	\$320,342	\$200,557	\$110,448
	Canada - BC Fruit Wine	\$719,025	\$959,401	\$1,569,480	\$1,503,052	\$709,083
	Canada - BC Ice Wine	\$797,612	\$873,009	\$1,042,106	\$766,423	\$440,050
	Canada - BC Red Wine	\$49,705,152	\$55,443,453	\$65,275,613	\$81,211,919	\$50,060,993
	Canada - BC Rose Wine	\$5,883,668	\$11,186,135	\$12,777,912	\$7,509,509	\$6,215,292
	Canada - BC Sparkling Wine	\$3,903,116	\$6,908,270	\$8,380,326	\$9,419,602	\$4,090,509

Wine Sales (Net \$)

Net Sales \$		Fiscal 2024/25 Q4	Fiscal 2025/26 Q1	Fiscal 2025/26 Q2	Fiscal 2025/26 Q3	Fiscal 2025/26 Q4
Canada - BC	Canada - BC White Wine	\$42,307,988	\$56,041,730	\$61,395,758	\$59,728,089	\$43,825,058
	Summary	\$103,514,374	\$131,616,843	\$150,761,537	\$160,339,150	\$105,451,433
Canada - Other	Canada - Other Dessert Wine	\$4,162	\$4,036	\$9,262	\$11,580	\$2,164
	Canada - Other Fruit Wine	\$1,093	\$1,634	\$3,536	\$2,366	\$1,282
	Canada - Other Ice Wine	\$901,687	\$508,044	\$1,442,645	\$901,729	\$1,058,456
	Canada - Other Red Wine	\$311,134	\$306,456	\$461,493	\$460,017	\$365,380
	Canada - Other Rose Wine	\$42,591	\$104,643	\$83,475	\$48,531	\$53,283
	Canada - Other Sparkling Wine	\$436,740	\$683,107	\$712,458	\$874,378	\$599,644
	Canada - Other White Wine	\$401,842	\$524,468	\$619,642	\$512,068	\$489,163
	Summary	\$2,099,249	\$2,132,387	\$3,332,511	\$2,810,669	\$2,569,373
Chile Wine	Chile Fruit and Dessert Wine	\$480	\$481	\$491	\$1,180	\$341
	Chile Red Wine	\$6,825,361	\$6,811,691	\$7,019,516	\$8,149,461	\$7,798,204
	Chile Rose Wine	\$277,056	\$586,642	\$791,694	\$207,713	\$322,415
	Chile Sparkling Wine	\$44,312	\$44,068	\$28,234	\$49,461	\$40,486
	Chile White Wine	\$3,183,204	\$3,784,795	\$3,840,767	\$3,457,933	\$3,909,531
	Summary	\$10,330,412	\$11,227,676	\$11,680,703	\$11,865,748	\$12,070,977
China Wine	China Fruit and Dessert Wine	\$15,095	\$3,945	\$1,704	\$11,209	\$9,504
	China Red Wine	\$3,829	\$125	\$376	\$376	\$24,391
	China White Wine	\$0	\$13,317	\$0	\$501	\$304
	Summary	\$18,923	\$17,387	\$2,080	\$12,086	\$34,200
Fortified Wine	Other Fortified Domestic Wine	\$627,272	\$631,109	\$881,747	\$793,487	\$534,333
	Other Fortified Import Wine	\$344,998	\$352,124	\$298,935	\$440,458	\$409,567
	Port Wine	\$505,466	\$479,140	\$497,523	\$1,026,132	\$583,622
	Sherry Wine	\$265,364	\$230,111	\$209,093	\$340,454	\$314,317
	Vermouth Wine	\$797,168	\$887,966	\$883,546	\$1,054,026	\$888,720
	Summary	\$2,540,269	\$2,580,449	\$2,770,844	\$3,654,557	\$2,730,559
France Wine	France Champagne Wine	\$2,990,248	\$3,854,924	\$4,662,635	\$7,441,699	\$3,945,187
	France Fruit and Dessert Wine	\$26,062	\$14,904	\$18,218	\$25,057	\$16,811

Wine Sales (Net \$)

Net Sales \$		Fiscal 2024/25 Q4	Fiscal 2025/26 Q1	Fiscal 2025/26 Q2	Fiscal 2025/26 Q3	Fiscal 2025/26 Q4
France Wine	France Red Wine	\$7,269,303	\$7,375,557	\$10,841,950	\$9,220,436	\$8,662,517
	France Rose Wine	\$1,842,927	\$4,161,833	\$5,031,569	\$1,934,306	\$2,170,793
	France Sparkling Wine	\$746,617	\$958,205	\$967,186	\$1,102,132	\$820,751
	France White Wine	\$4,596,256	\$5,889,322	\$6,065,745	\$5,869,003	\$6,026,467
	Summary	\$17,471,413	\$22,254,746	\$27,587,305	\$25,592,632	\$21,642,526
Georgia Wine	Georgia Red Wine	\$86,462	\$82,533	\$64,082	\$74,049	\$101,893
	Georgia Rose Wine	\$389	\$520	\$345	\$173	\$1,206
	Georgia Sparkling Wine	\$429	\$1,332	\$1,018	\$667	\$441
	Georgia White Wine	\$17,950	\$21,465	\$16,927	\$16,440	\$18,492
	Summary	\$105,231	\$105,850	\$82,373	\$91,329	\$122,032
Germany Wine	Germany Fruit and Dessert Wine	\$0	\$0	\$0	\$0	\$0
	Germany Red Wine	\$40,225	\$35,941	\$62,716	\$30,334	\$60,721
	Germany Rose Wine	\$324	\$2,258	\$3,118	\$158	\$2,363
	Germany Sparkling Wine	\$437,480	\$623,129	\$543,725	\$894,834	\$464,448
	Germany White Wine	\$792,004	\$860,868	\$859,880	\$917,809	\$796,827
	Summary	\$1,270,034	\$1,522,196	\$1,469,439	\$1,843,135	\$1,324,359
Greece Wine	Greece Fruit and Dessert Wine	\$2,194	\$0	\$0	\$409	\$3,744
	Greece Red Wine	\$136,359	\$136,640	\$109,557	\$107,490	\$122,225
	Greece Rose Wine	\$7,701	\$15,927	\$17,198	\$8,565	\$9,518
	Greece Sparkling Wine	\$4,938	\$9,340	\$1,387	\$5,031	\$2,105
	Greece White Wine	\$155,553	\$168,928	\$177,220	\$94,513	\$125,875
	Summary	\$306,745	\$330,835	\$305,361	\$216,007	\$263,468
Hungary Wine	Hungary Fruit and Dessert Wine	\$41,750	\$13,525	\$21,582	\$27,743	\$27,036
	Hungary Red Wine	\$20,569	\$18,266	\$16,158	\$25,938	\$9,780
	Hungary Rose Wine	\$0	\$0	\$110	\$0	\$219
	Hungary Sparkling Wine	\$53,834	\$66,504	\$91,588	\$70,856	\$54,859
	Hungary White Wine	\$72,381	\$71,377	\$106,986	\$91,026	\$88,350
	Summary	\$188,535	\$169,673	\$236,424	\$215,563	\$180,244

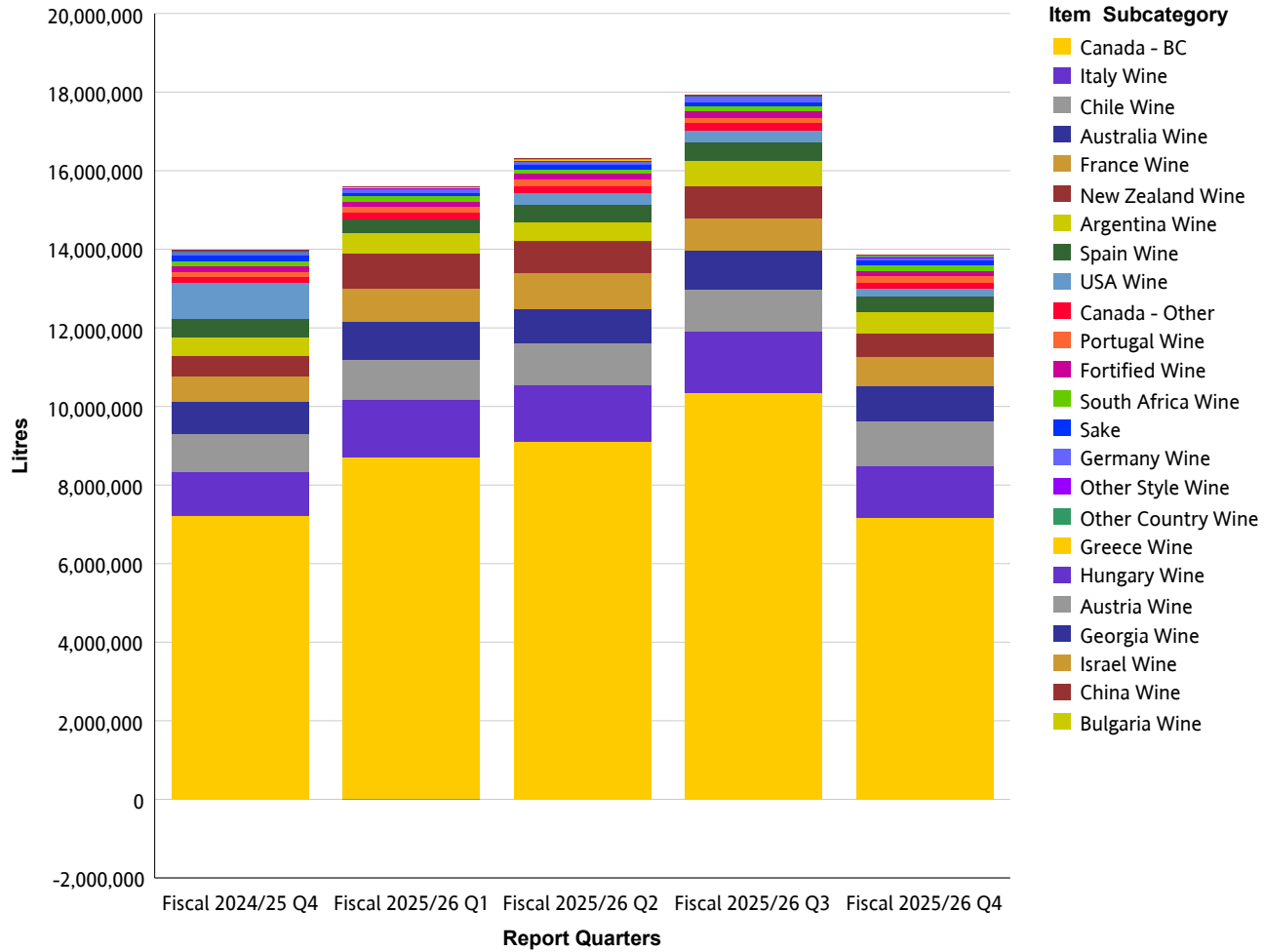
Wine Sales (Net \$)

Net Sales \$		Fiscal 2024/25 Q4	Fiscal 2025/26 Q1	Fiscal 2025/26 Q2	Fiscal 2025/26 Q3	Fiscal 2025/26 Q4
Israel Wine	Israel Red Wine	\$31,051	\$37,197	\$24,704	\$30,173	\$30,121
	Israel Rose Wine	\$6,761	\$5,412	\$2,435	\$1,624	\$5,413
	Israel White Wine	\$7,748	\$13,367	\$8,330	\$5,585	\$8,872
	Summary	\$45,559	\$55,976	\$35,469	\$37,381	\$44,407
Italy Wine	Italy Fruit and Dessert Wine	\$4,826	\$12,353	\$12,636	\$18,276	\$9,145
	Italy Red Wine	\$12,237,708	\$12,625,376	\$12,451,763	\$17,807,271	\$14,587,916
	Italy Rose Wine	\$203,512	\$441,388	\$485,891	\$239,269	\$293,792
	Italy Sparkling Wine	\$1,784,938	\$2,168,682	\$2,397,973	\$2,164,610	\$1,822,498
	Italy White Wine	\$5,169,075	\$6,945,197	\$6,693,630	\$5,865,054	\$5,862,888
	Prosecco Wine	\$5,091,569	\$7,956,074	\$7,985,004	\$9,988,389	\$5,980,057
	Summary	\$24,491,628	\$30,149,070	\$30,026,897	\$36,082,868	\$28,556,296
New Zealand Wine	New Zealand Fruit and Dessert Wine	\$0	\$0	\$0	\$0	\$0
	New Zealand Red Wine	\$400,455	\$608,864	\$593,885	\$766,605	\$578,947
	New Zealand Rose Wine	\$153,259	\$477,096	\$433,715	\$205,822	\$203,204
	New Zealand Sparkling Wine	\$68,956	\$57,643	\$92,835	\$142,399	\$84,547
	New Zealand White Wine	\$9,335,123	\$15,157,124	\$14,186,490	\$13,649,798	\$10,876,143
	Summary	\$9,957,794	\$16,300,728	\$15,306,926	\$14,764,624	\$11,742,842
Other Country Wine	Other Country Fruit and Dessert Wine	\$302,186	\$255,735	\$252,498	\$253,277	\$301,943
	Other Country Red Wine	\$93,692	\$113,487	\$78,577	\$96,130	\$167,034
	Other Country Rose Wine	\$12,771	\$13,704	\$25,737	\$11,364	\$13,844
	Other Country Sparkling Wine	\$23,817	\$32,071	\$26,453	\$27,140	\$27,687
	Other Country White Wine	\$54,073	\$69,578	\$61,227	\$43,207	\$83,451
	Summary	\$486,538	\$484,575	\$444,491	\$431,118	\$593,959
Other Style Wine	Aperitif And Flavoured Wine	\$68,503	\$29,089	\$51,340	\$73,759	\$54,517
	Mead	\$147,698	\$157,728	\$277,029	\$237,429	\$151,480
	Rice Wine	\$69,328	\$55,181	\$49,878	\$54,436	\$64,465
	Summary	\$285,530	\$241,999	\$378,247	\$365,624	\$270,462
Portugal Wine	Portugal Fruit and Dessert Wine	\$3,347	\$4,169	\$2,165	\$6,379	\$1,905

Wine Sales (Net \$)

Net Sales \$		Fiscal 2024/25 Q4	Fiscal 2025/26 Q1	Fiscal 2025/26 Q2	Fiscal 2025/26 Q3	Fiscal 2025/26 Q4
Portugal Wine	Portugal Red Wine	\$1,190,390	\$1,113,329	\$1,055,928	\$1,102,932	\$1,361,165
	Portugal Rose Wine	\$163,069	\$208,328	\$344,263	\$162,017	\$185,939
	Portugal Sparkling Wine	\$1,272	\$2,809	\$3,048	\$1,952	\$4,557
	Portugal White Wine	\$489,007	\$662,673	\$645,575	\$427,497	\$547,082
	Summary	\$1,847,085	\$1,991,307	\$2,050,979	\$1,700,777	\$2,100,648
Sake	Japan Sake	\$2,468,168	\$2,334,830	\$2,661,300	\$2,726,700	\$3,081,342
	Other Country Sake	\$97,554	\$151,733	\$186,512	\$158,071	\$96,519
	USA Sake	\$716,698	\$190,588	\$80,677	\$34,077	\$27,482
	Summary	\$3,282,421	\$2,677,151	\$2,928,489	\$2,918,848	\$3,205,343
South Africa Wine	South Africa Fruit and Dessert Wine	\$149	\$0	\$0	\$108	\$917
	South Africa Red Wine	\$825,874	\$776,638	\$594,544	\$845,716	\$836,728
	South Africa Rose Wine	\$21,316	\$43,399	\$41,771	\$23,010	\$27,825
	South Africa Sparkling Wine	\$9,543	\$1,529	\$5,403	\$6,580	\$4,229
	South Africa White Wine	\$874,551	\$1,041,383	\$1,046,227	\$867,359	\$939,574
	Summary	\$1,731,432	\$1,862,949	\$1,687,945	\$1,742,773	\$1,809,273
Spain Wine	Spain Fruit and Dessert Wine	\$11,156	\$10,707	\$12,691	\$10,519	\$9,147
	Spain Red Wine	\$4,221,282	\$3,500,023	\$3,650,221	\$4,189,922	\$4,182,738
	Spain Rose Wine	\$376,712	\$252,592	\$385,394	\$234,792	\$193,022
	Spain Sparkling Wine	\$1,085,693	\$1,242,881	\$1,291,905	\$1,721,113	\$1,132,113
	Spain White Wine	\$725,451	\$606,328	\$810,531	\$635,457	\$603,961
	Summary	\$6,420,295	\$5,612,530	\$6,150,741	\$6,791,803	\$6,120,981
USA Wine	USA Fruit and Dessert Wine	\$27,777	\$0	\$0	\$210	\$0
	USA Red Wine	\$15,492,503	(\$1,993,505)	\$5,390,502	\$6,808,057	\$4,584,703
	USA Rose Wine	\$539,748	\$264,175	\$301,307	\$111,249	\$82,379
	USA Sparkling Wine	\$179,488	(\$8,344)	\$39,229	\$38,040	\$30,031
	USA White Wine	\$4,457,114	\$118,829	\$1,803,406	\$1,112,148	\$1,052,038
	Summary	\$20,696,628	(\$1,618,845)	\$7,534,444	\$8,069,705	\$5,749,151
Summary	\$225,843,286	\$250,707,600	\$283,998,119	\$303,252,570	\$227,557,679	

Wine Sales (Litres)



Wine Sales (Litres)

Wine

Litres		Fiscal 2024/25 Q4	Fiscal 2025/26 Q1	Fiscal 2025/26 Q2	Fiscal 2025/26 Q3	Fiscal 2025/26 Q4
Argentina Wine	Argentina Red Wine	439,105	462,123	398,251	555,210	455,996
	Argentina Rose Wine	2,785	7,822	6,614	3,028	2,690
	Argentina Sparkling Wine	459	522	760	482	715
	Argentina White Wine	42,988	53,850	66,285	81,223	83,023
	Summary	485,337	524,318	471,910	639,944	542,424
Australia Wine	Australia Fruit and Dessert Wine	114	21	10	4	6
	Australia Red Wine	496,722	476,629	410,972	539,002	497,374
	Australia Rose Wine	15,513	23,674	23,804	23,786	20,894
	Australia Sparkling Wine	38,980	53,501	44,147	62,918	40,735
	Australia White Wine	285,037	397,359	395,170	359,873	323,410
	Summary	836,366	951,184	874,104	985,583	882,418
Austria Wine	Austria Fruit and Dessert Wine	81	34	56	54	70
	Austria Red Wine	1,084	878	1,034	1,088	1,317
	Austria Rose Wine	387	346	274	180	243
	Austria Sparkling Wine	9	86	224	108	148
	Austria White Wine	3,097	4,022	3,972	3,292	4,162
	Summary	4,658	5,365	5,560	4,723	5,940
Bulgaria Wine	Bulgaria Red Wine	0	0	0	0	0
	Bulgaria White Wine	0	0	0	0	0
	Summary	0	0	0	0	0
Canada - BC	Canada - BC Dessert Wine	4,190	3,740	5,437	3,216	1,788
	Canada - BC Fruit Wine	35,416	48,316	76,576	74,144	34,087
	Canada - BC Ice Wine	7,004	6,944	7,682	7,483	4,225
	Canada - BC Red Wine	3,261,802	3,483,900	3,625,024	4,858,251	3,163,230
	Canada - BC Rose Wine	355,395	633,156	707,700	476,930	396,295
	Canada - BC Sparkling Wine	113,197	182,324	250,641	253,446	130,501

Wine Sales (Litres)

Litres		Fiscal 2024/25 Q4	Fiscal 2025/26 Q1	Fiscal 2025/26 Q2	Fiscal 2025/26 Q3	Fiscal 2025/26 Q4
Canada - BC	Canada - BC White Wine	3,424,627	4,337,302	4,426,383	4,668,304	3,441,105
	Summary	7,201,631	8,695,681	9,099,444	10,341,773	7,171,231
Canada - Other	Canada - Other Dessert Wine	41	34	84	99	18
	Canada - Other Fruit Wine	92	147	288	187	101
	Canada - Other Ice Wine	10,030	5,801	15,352	9,776	11,144
	Canada - Other Red Wine	26,613	28,870	37,210	41,014	30,724
	Canada - Other Rose Wine	4,482	10,668	8,048	4,857	5,389
	Canada - Other Sparkling Wine	47,171	65,560	66,778	82,617	55,528
	Canada - Other White Wine	41,027	54,724	61,698	52,564	48,293
	Summary	129,455	165,805	189,459	191,114	151,198
Chile Wine	Chile Fruit and Dessert Wine	14	14	13	32	9
	Chile Red Wine	611,208	610,363	627,173	696,104	714,658
	Chile Rose Wine	26,576	56,358	73,165	18,955	30,052
	Chile Sparkling Wine	2,190	2,175	1,450	2,396	1,958
	Chile White Wine	306,921	356,461	366,906	338,508	402,254
	Summary	946,908	1,025,370	1,068,707	1,055,994	1,148,930
China Wine	China Fruit and Dessert Wine	362	114	44	293	221
	China Red Wine	122	4	14	14	72
	China White Wine	0	225	0	18	9
	Summary	484	344	58	324	302
Fortified Wine	Other Fortified Domestic Wine	44,973	41,483	48,316	46,917	33,646
	Other Fortified Import Wine	14,578	13,742	11,921	17,484	16,544
	Port Wine	14,973	14,468	14,350	29,500	16,641
	Sherry Wine	11,470	10,146	9,374	14,957	13,602
	Vermouth Wine	51,524	55,291	55,298	61,514	51,593
	Summary	137,519	135,131	139,259	170,372	132,026
France Wine	France Champagne Wine	29,818	39,119	46,515	73,054	40,344
	France Fruit and Dessert Wine	298	190	237	216	218

Wine Sales (Litres)

Litres		Fiscal 2024/25 Q4	Fiscal 2025/26 Q1	Fiscal 2025/26 Q2	Fiscal 2025/26 Q3	Fiscal 2025/26 Q4
France Wine	France Red Wine	299,734	321,136	312,951	387,302	344,428
	France Rose Wine	106,465	229,633	284,794	107,641	117,536
	France Sparkling Wine	37,473	48,043	49,901	52,039	39,422
	France White Wine	173,364	207,349	220,115	214,383	198,088
	Summary	647,152	845,471	914,513	834,634	740,036
Georgia Wine	Georgia Red Wine	3,765	3,584	2,821	3,334	4,480
	Georgia Rose Wine	9	14	9	4	36
	Georgia Sparkling Wine	9	27	21	14	9
	Georgia White Wine	608	655	548	539	580
	Summary	4,390	4,280	3,398	3,892	5,106
Germany Wine	Germany Fruit and Dessert Wine	0	0	0	0	0
	Germany Red Wine	1,288	1,285	1,354	1,040	1,952
	Germany Rose Wine	9	68	94	9	112
	Germany Sparkling Wine	21,543	34,091	28,577	53,664	23,918
	Germany White Wine	45,594	48,673	47,596	52,786	44,599
	Summary	68,434	84,117	77,623	107,499	70,582
Greece Wine	Greece Fruit and Dessert Wine	18	0	0	18	24
	Greece Red Wine	5,763	6,226	4,974	4,976	5,510
	Greece Rose Wine	303	602	796	370	393
	Greece Sparkling Wine	148	225	68	194	81
	Greece White Wine	6,379	7,914	8,792	4,744	5,866
	Summary	12,611	14,967	14,629	10,302	11,874
Hungary Wine	Hungary Fruit and Dessert Wine	658	157	378	474	495
	Hungary Red Wine	1,300	1,134	801	1,112	459
	Hungary Rose Wine	0	0	4	0	9
	Hungary Sparkling Wine	3,168	4,352	5,985	4,594	3,564
	Hungary White Wine	5,068	5,332	7,810	6,250	5,943
	Summary	10,194	10,975	14,978	12,430	10,470

Wine Sales (Litres)

Litres		Fiscal 2024/25 Q4	Fiscal 2025/26 Q1	Fiscal 2025/26 Q2	Fiscal 2025/26 Q3	Fiscal 2025/26 Q4
Israel Wine	Israel Red Wine	1,080	1,278	853	1,035	1,017
	Israel Rose Wine	225	180	81	54	180
	Israel White Wine	270	482	297	198	315
	Summary	1,575	1,940	1,231	1,287	1,512
Italy Wine	Italy Fruit and Dessert Wine	54	122	106	143	71
	Italy Red Wine	497,708	539,982	522,563	646,589	586,399
	Italy Rose Wine	9,476	20,491	23,978	10,883	14,925
	Italy Sparkling Wine	90,127	113,389	123,496	104,024	91,560
	Italy White Wine	309,438	425,687	403,459	333,688	342,382
	Prosecco Wine	233,086	383,285	364,939	484,489	271,778
	Summary	1,139,889	1,482,957	1,438,541	1,579,817	1,307,116
New Zealand Wine	New Zealand Fruit and Dessert Wine	0	0	0	0	0
	New Zealand Red Wine	16,906	27,203	26,138	36,961	24,376
	New Zealand Rose Wine	7,844	26,762	24,318	10,537	10,843
	New Zealand Sparkling Wine	3,091	2,835	4,724	7,378	4,301
	New Zealand White Wine	484,533	835,325	771,430	765,229	578,654
	Summary	512,373	892,125	826,609	820,105	618,174
Other Country Wine	Other Country Fruit and Dessert Wine	9,251	7,782	7,846	7,714	9,484
	Other Country Red Wine	3,460	4,010	2,964	3,524	5,495
	Other Country Rose Wine	405	457	924	380	587
	Other Country Sparkling Wine	853	1,393	979	1,047	940
	Other Country White Wine	1,598	2,072	1,969	1,514	2,658
	Summary	15,567	15,714	14,682	14,177	19,164
Other Style Wine	Aperitif And Flavoured Wine	4,036	2,632	3,155	4,294	3,051
	Mead	5,850	6,041	10,948	8,423	5,917
	Rice Wine	6,343	5,390	4,831	4,519	5,104
	Summary	16,229	14,063	18,935	17,236	14,073
Portugal Wine	Portugal Fruit and Dessert Wine	63	76	38	140	45

Wine Sales (Litres)

Litres		Fiscal 2024/25 Q4	Fiscal 2025/26 Q1	Fiscal 2025/26 Q2	Fiscal 2025/26 Q3	Fiscal 2025/26 Q4
Portugal Wine	Portugal Red Wine	88,456	86,871	84,354	84,054	105,908
	Portugal Rose Wine	14,212	16,999	28,643	14,590	15,849
	Portugal Sparkling Wine	36	72	76	72	144
	Portugal White Wine	33,968	49,834	48,308	30,158	37,616
	Summary	136,735	153,853	161,419	129,014	159,562
Sake	Japan Sake	72,252	74,605	102,080	100,554	118,226
	Other Country Sake	3,370	4,433	5,218	4,573	3,181
	USA Sake	73,699	16,204	4,981	1,737	1,491
	Summary	149,321	95,242	112,279	106,865	122,898
South Africa Wine	South Africa Fruit and Dessert Wine	2	0	0	2	27
	South Africa Red Wine	57,129	49,047	36,766	53,090	56,503
	South Africa Rose Wine	1,263	2,574	2,508	1,328	1,659
	South Africa Sparkling Wine	660	81	202	251	166
	South Africa White Wine	67,044	78,773	84,720	63,895	73,726
	Summary	126,098	130,475	124,197	118,567	132,082
Spain Wine	Spain Fruit and Dessert Wine	308	304	360	284	277
	Spain Red Wine	311,124	225,308	261,364	287,932	276,753
	Spain Rose Wine	43,149	23,188	43,057	26,989	20,828
	Spain Sparkling Wine	57,021	64,546	66,140	93,016	58,398
	Spain White Wine	65,276	37,506	63,443	53,190	44,153
	Summary	476,878	350,852	434,364	461,410	400,408
USA Wine	USA Fruit and Dessert Wine	1,776	0	0	6	0
	USA Red Wine	623,558	-47,288	188,625	257,272	151,822
	USA Rose Wine	44,886	21,028	21,059	7,097	4,230
	USA Sparkling Wine	10,786	-375	1,214	1,238	1,015
	USA White Wine	239,296	11,448	84,947	48,828	44,310
	Summary	920,302	-15,187	295,845	314,441	201,376
Summary		13,980,108	15,585,041	16,301,743	17,921,502	13,848,903

GLOSSARY AND EXPLANATORY NOTES

Domestic Beer – the domestic beer classification is defined as follows:

Commercial Beer – Breweries with Annual Production over 350,000HL

Regional Beer – Breweries with Annual Production over 15,000HL and up to 350,000HL

Micro Brew Beer – Breweries with Annual Production up to 15,000HL

Negative Sales

Occasionally, negative sales are reported. This is usually due to adjustments or product returns.