

# Hospitality Liquor Market Review

Fiscal 2025/26 Q3

December 2025



**LIQUOR  
DISTRIBUTION  
BRANCH**

# Table of Contents

Introduction .....	3
Beer Sales (Net \$) .....	4
Beer Sales (Litres) .....	6
Refreshment Beverages Sales (Net \$) .....	8
Refreshment Beverages Sales (Litres) .....	10
Spirits Sales (Net \$) .....	12
Spirits Sales (Litres) .....	16
Wine Sales (Net \$) .....	20
Wine Sales (Litres) .....	26
Glossary .....	32

# Introduction

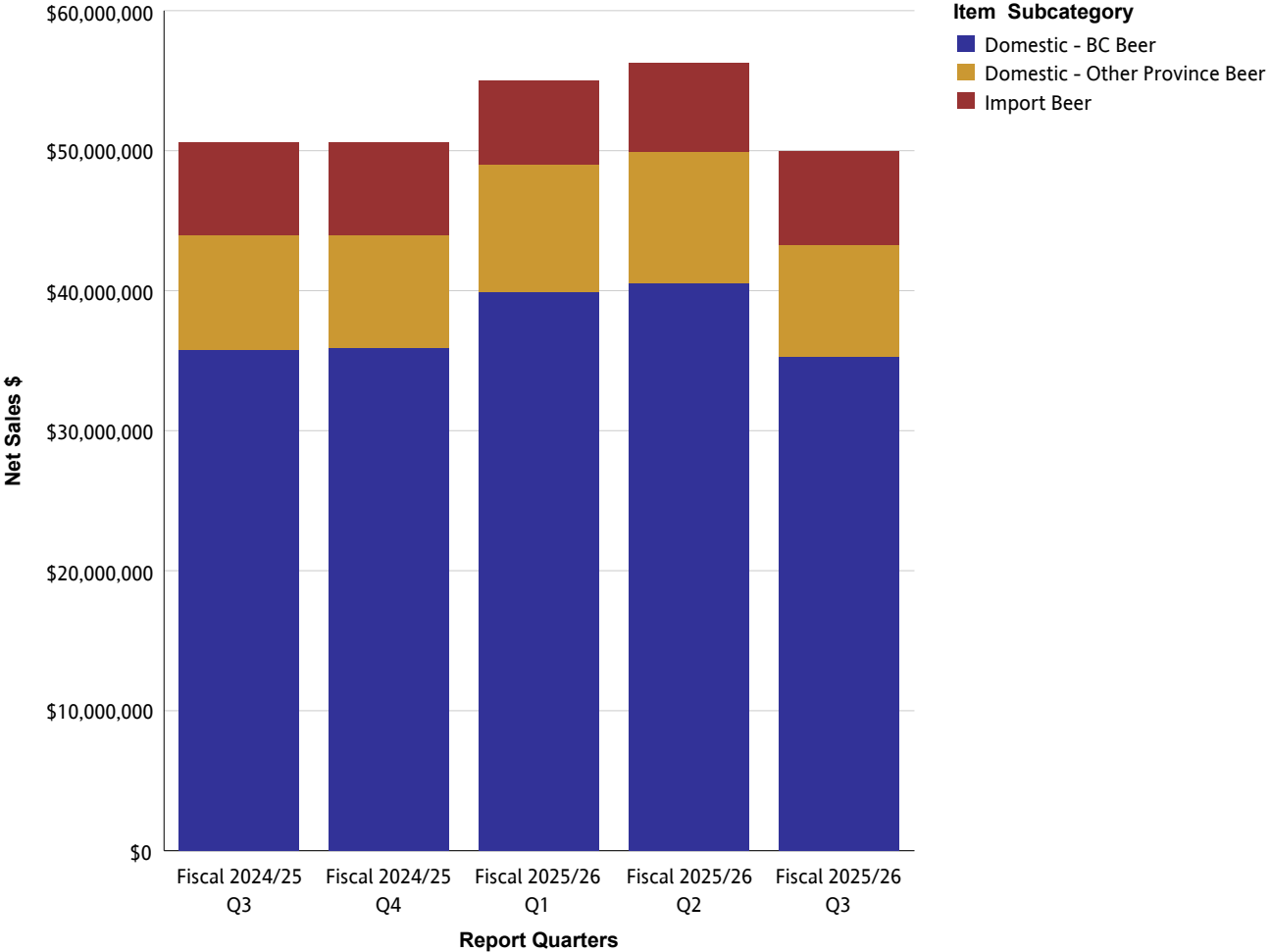
The Hospitality Liquor Market Review provides provincial sales to Hospitality customers (restaurants, pubs, nightclubs, etc.) from all channels for beer, refreshment beverages, spirits and wine. Sales are provided in net dollar value and litres. Net dollar value is based on the price paid by the customer and excludes any applicable taxes. For each reporting period, the Hospitality Liquor Market Review provides summarized sales data for the current quarter and previous four quarters.

The Liquor Distribution Branch fiscal calendar begins on April 1st and ends on March 31st and is comprised of 12 periods. A period can vary in length but roughly follows a calendar month. For example, Q1 reflects Periods 1 – 3 (April, May and June).

The Liquor Distribution Branch produces the Hospitality Liquor Market Review four times per year for reporting periods ending in March, June, September and December.

HLMR reports are generated based on the original transaction dates of sales. Please note that sales data may vary between reports because late sales submissions and adjustments are incorporated when they become available and captured in the subsequent reports. These updates are standard and ensure that the data remains current and reflects reported sales. While the LDB has made every effort to ensure accuracy and completeness, this is not guaranteed, as figures may vary as outlined above. It is the express condition of the use of this publication that the LDB shall incur no liability.

# Beer Sales (Net \$)

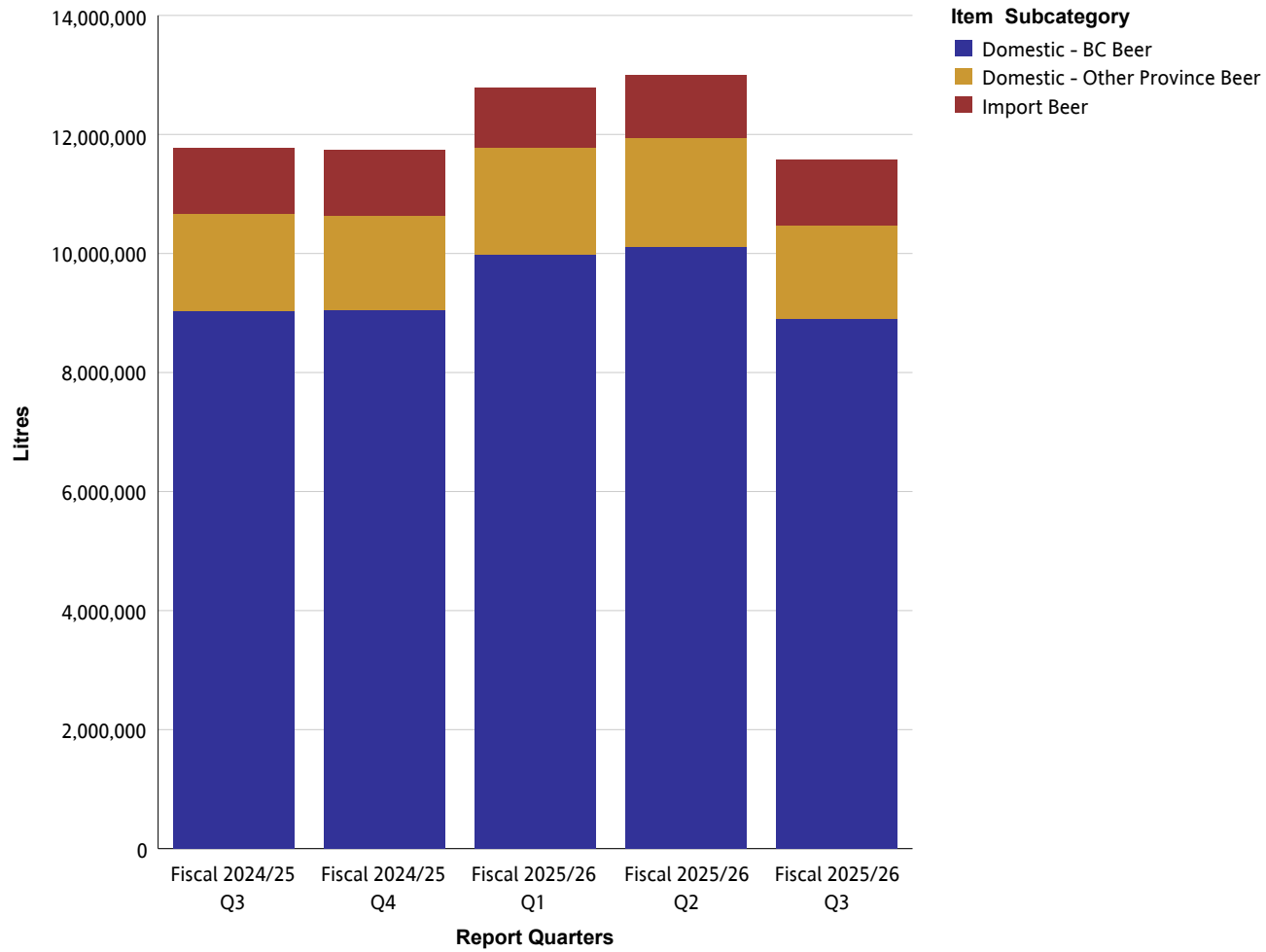


## Beer Sales (Net \$)

### Beer

Net Sales \$		Fiscal 2024/25 Q3	Fiscal 2024/25 Q4	Fiscal 2025/26 Q1	Fiscal 2025/26 Q2	Fiscal 2025/26 Q3
Domestic - BC Beer	Domestic - BC Commercial Beer	\$17,096,944	\$16,878,058	\$17,407,678	\$17,452,499	\$16,943,543
	Domestic - BC Micro Brew Beer	\$9,858,738	\$9,764,175	\$11,414,395	\$12,040,287	\$9,207,387
	Domestic - BC Regional Beer	\$8,838,389	\$9,244,938	\$11,096,215	\$11,076,769	\$9,100,172
	<b>Summary</b>	<b>\$35,794,072</b>	<b>\$35,887,171</b>	<b>\$39,918,288</b>	<b>\$40,569,555</b>	<b>\$35,251,103</b>
Domestic - Other Province Beer	Domestic - Other Province Commercial Beer	\$8,011,094	\$7,911,266	\$8,895,957	\$9,196,611	\$7,897,221
	Domestic - Other Province Micro Brew Beer	\$22,217	\$20,629	\$21,239	\$31,643	\$23,858
	Domestic - Other Province Regional Beer	\$139,036	\$164,923	\$144,158	\$120,140	\$119,384
	<b>Summary</b>	<b>\$8,172,348</b>	<b>\$8,096,818</b>	<b>\$9,061,354</b>	<b>\$9,348,394</b>	<b>\$8,040,463</b>
Import Beer	Asia And South Pacific Beer	\$953,955	\$893,294	\$1,041,343	\$1,140,367	\$979,251
	Europe Beer	\$4,977,604	\$5,060,375	\$4,274,961	\$4,464,268	\$5,191,354
	Mexico And Caribbean Beer	\$346,745	\$319,044	\$392,493	\$409,365	\$263,986
	Other Country Beer	\$304,775	\$306,295	\$302,542	\$339,759	\$227,126
	USA Beer	\$12,716	\$13,778	\$7,737	\$3,124	\$320
	<b>Summary</b>	<b>\$6,595,795</b>	<b>\$6,592,786</b>	<b>\$6,019,077</b>	<b>\$6,356,882</b>	<b>\$6,662,036</b>
<b>Summary</b>		<b>\$50,562,216</b>	<b>\$50,576,775</b>	<b>\$54,998,720</b>	<b>\$56,274,831</b>	<b>\$49,953,602</b>

## Beer Sales (Litres)

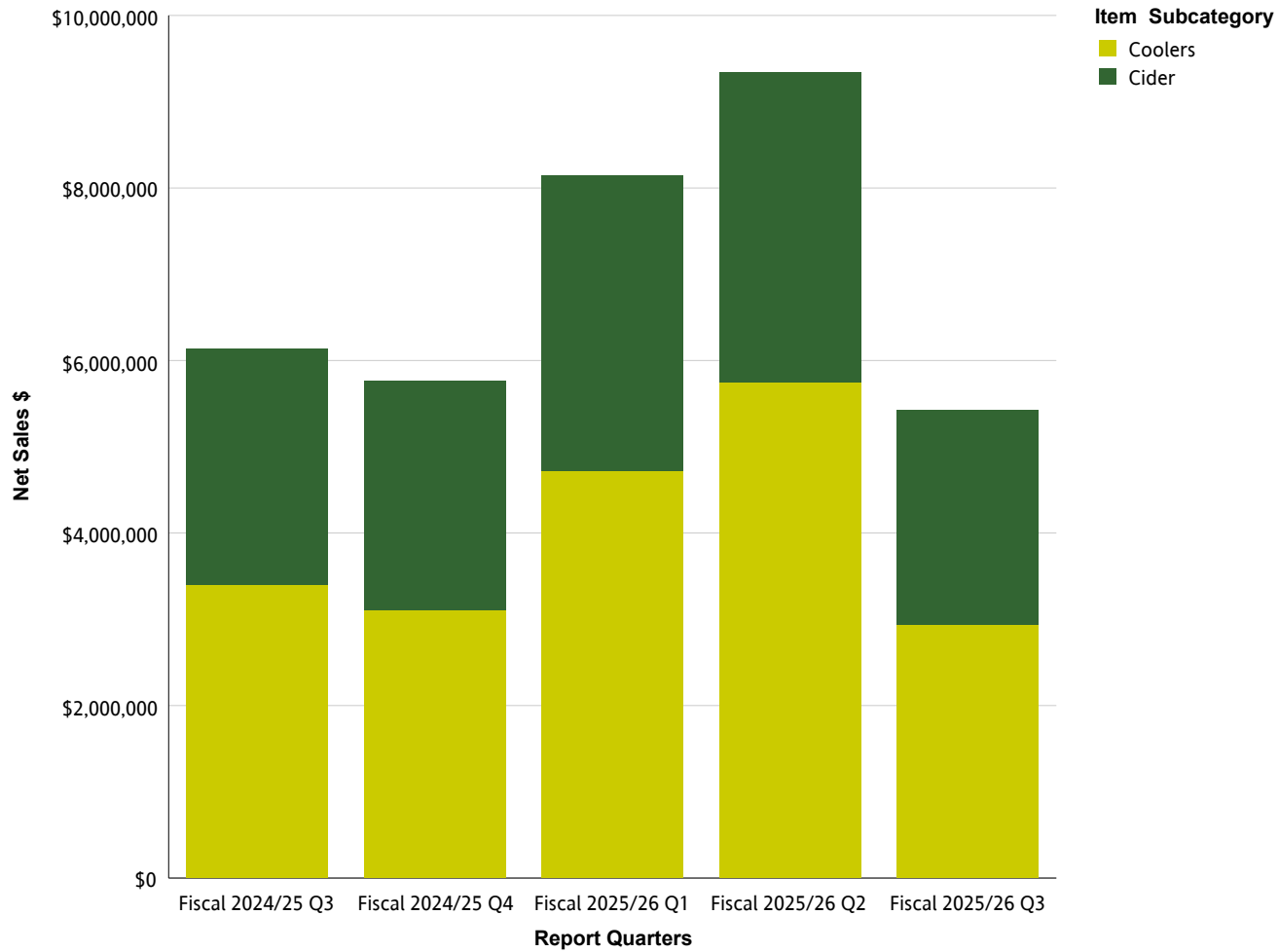


## Beer Sales (Litres)

### Beer

Litres		Fiscal 2024/25 Q3	Fiscal 2024/25 Q4	Fiscal 2025/26 Q1	Fiscal 2025/26 Q2	Fiscal 2025/26 Q3
Domestic - BC Beer	Domestic - BC Commercial Beer	4,230,228	4,126,611	4,221,410	4,240,309	4,202,479
	Domestic - BC Micro Brew Beer	2,282,015	2,274,506	2,623,135	2,751,071	2,088,883
	Domestic - BC Regional Beer	2,526,147	2,652,244	3,143,551	3,117,314	2,614,116
	<b>Summary</b>	<b>9,038,390</b>	<b>9,053,360</b>	<b>9,988,096</b>	<b>10,108,694</b>	<b>8,905,478</b>
Domestic - Other Province Beer	Domestic - Other Province Commercial Beer	1,579,274	1,540,031	1,744,582	1,790,806	1,525,795
	Domestic - Other Province Micro Brew Beer	4,952	4,859	4,720	6,248	4,535
	Domestic - Other Province Regional Beer	39,183	45,913	41,164	36,272	38,730
	<b>Summary</b>	<b>1,623,408</b>	<b>1,590,802</b>	<b>1,790,466</b>	<b>1,833,327</b>	<b>1,569,060</b>
Import Beer	Asia And South Pacific Beer	153,630	145,861	166,700	181,961	154,413
	Europe Beer	850,581	855,357	721,386	754,453	871,396
	Mexico And Caribbean Beer	55,980	50,626	62,014	63,477	41,640
	Other Country Beer	48,603	48,007	47,574	53,352	35,803
	USA Beer	2,023	1,497	659	372	46
	<b>Summary</b>	<b>1,110,816</b>	<b>1,101,348</b>	<b>998,333</b>	<b>1,053,615</b>	<b>1,103,297</b>
<b>Summary</b>		<b>11,772,614</b>	<b>11,745,511</b>	<b>12,776,895</b>	<b>12,995,636</b>	<b>11,577,835</b>

## Refreshment Beverages Sales (Net \$)

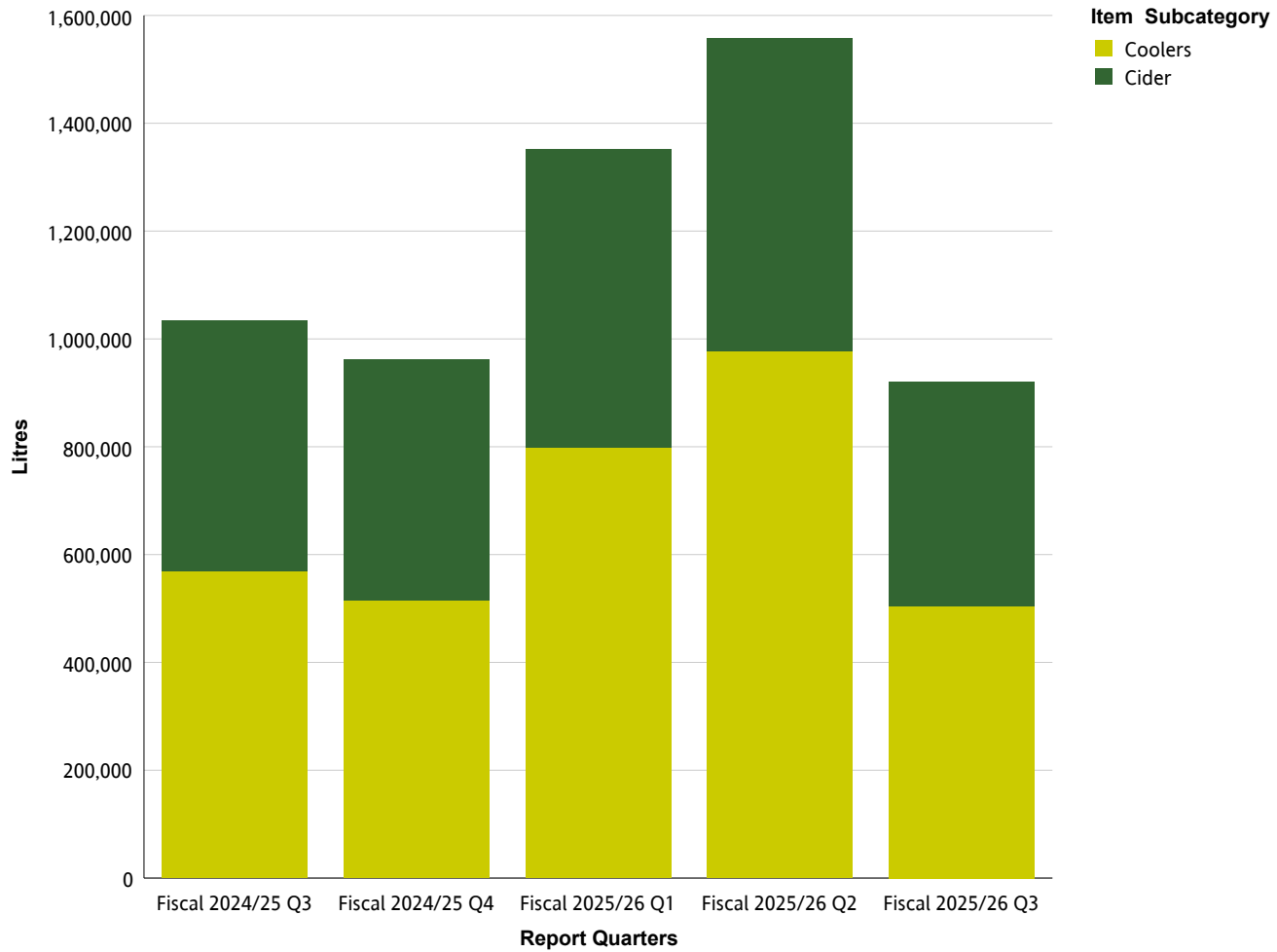


## Refreshment Beverages Sales (Net \$)

### Refreshment Beverages

Net Sales \$		Fiscal 2024/25 Q3	Fiscal 2024/25 Q4	Fiscal 2025/26 Q1	Fiscal 2025/26 Q2	Fiscal 2025/26 Q3
Cider	Domestic Cider	\$1,768,171	\$1,784,832	\$2,492,829	\$2,639,436	\$1,683,306
	Import Cider	\$963,555	\$878,067	\$928,579	\$950,980	\$806,438
	<b>Summary</b>	<b>\$2,731,726</b>	<b>\$2,662,899</b>	<b>\$3,421,408</b>	<b>\$3,590,416</b>	<b>\$2,489,744</b>
Coolers	Malt-Based Coolers	\$23,903	\$24,464	\$21,289	\$20,572	\$9,886
	Spirit Coolers	\$3,329,625	\$3,031,811	\$4,621,126	\$5,646,726	\$2,870,018
	Wine/Fruit Coolers	\$52,638	\$52,309	\$79,751	\$78,598	\$56,793
	<b>Summary</b>	<b>\$3,406,166</b>	<b>\$3,108,584</b>	<b>\$4,722,167</b>	<b>\$5,745,897</b>	<b>\$2,936,698</b>
<b>Summary</b>		<b>\$6,137,892</b>	<b>\$5,771,484</b>	<b>\$8,143,574</b>	<b>\$9,336,313</b>	<b>\$5,426,442</b>

## Refreshment Beverages Sales (Litres)

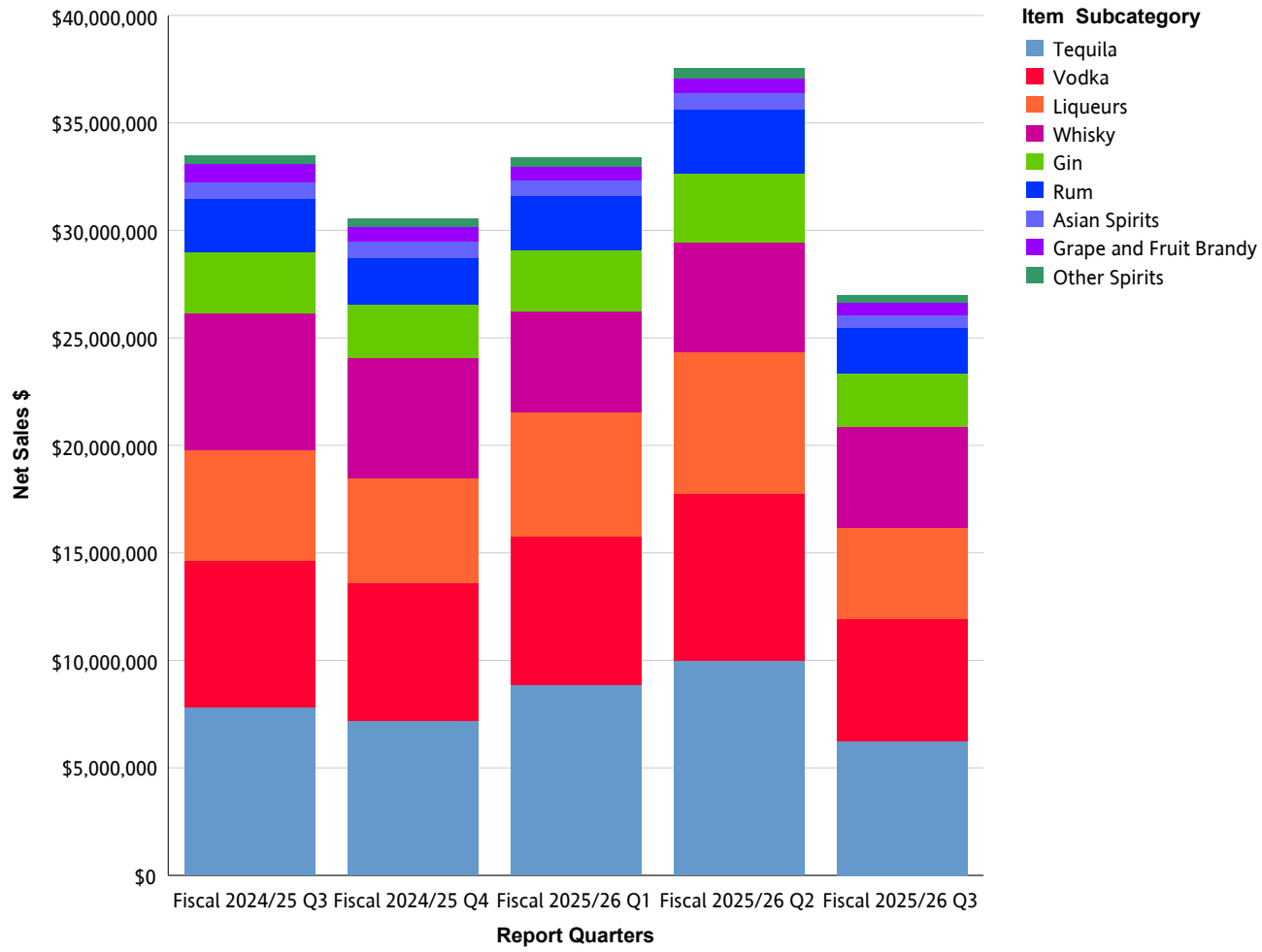


## Refreshment Beverages Sales (Litres)

### Refreshment Beverages

Litres		Fiscal 2024/25 Q3	Fiscal 2024/25 Q4	Fiscal 2025/26 Q1	Fiscal 2025/26 Q2	Fiscal 2025/26 Q3
Cider	Domestic Cider	278,210	281,765	374,978	399,294	261,391
	Import Cider	186,712	165,663	178,048	181,295	153,952
	<b>Summary</b>	<b>464,922</b>	<b>447,428</b>	<b>553,026</b>	<b>580,589</b>	<b>415,343</b>
Coolers	Malt-Based Coolers	3,936	4,434	3,816	3,763	1,847
	Spirit Coolers	559,479	503,895	784,323	963,872	493,482
	Wine/Fruit Coolers	6,651	6,906	10,330	10,119	8,516
	<b>Summary</b>	<b>570,066</b>	<b>515,236</b>	<b>798,470</b>	<b>977,753</b>	<b>503,846</b>
<b>Summary</b>		<b>1,034,989</b>	<b>962,664</b>	<b>1,351,495</b>	<b>1,558,342</b>	<b>919,189</b>

## Spirits Sales (Net \$)



## Spirits Sales (Net \$)

### Spirits

Net Sales \$		Fiscal 2024/25 Q3	Fiscal 2024/25 Q4	Fiscal 2025/26 Q1	Fiscal 2025/26 Q2	Fiscal 2025/26 Q3
Asian Spirits	China Spirits	\$119,994	\$149,404	\$95,449	\$107,482	\$83,322
	Korea Spirits	\$613,672	\$530,891	\$552,326	\$594,297	\$500,301
	Other Country Asian Spirits	\$51,254	\$53,755	\$44,044	\$57,046	\$37,330
	<b>Summary</b>	<b>\$784,920</b>	<b>\$734,051</b>	<b>\$691,819</b>	<b>\$758,825</b>	<b>\$620,954</b>
Gin	Dry Gin	\$2,630,507	\$2,271,706	\$2,568,901	\$2,956,032	\$2,281,047
	Flavoured Gin	\$96,094	\$91,104	\$109,472	\$120,384	\$85,265
	Other Gin	\$102,070	\$91,395	\$125,748	\$151,837	\$116,467
	<b>Summary</b>	<b>\$2,828,671</b>	<b>\$2,454,204</b>	<b>\$2,804,120</b>	<b>\$3,228,252</b>	<b>\$2,482,778</b>
Grape and Fruit Brandy	Armagnac	\$15,469	\$7,964	\$8,177	\$6,371	\$10,893
	Brandy	\$169,123	\$147,742	\$164,151	\$182,330	\$141,722
	Cognac	\$486,838	\$401,774	\$330,915	\$345,414	\$294,238
	Eau de Vie	\$61,865	\$33,446	\$38,326	\$47,890	\$59,435
	Grappa And Marc	\$26,946	\$25,787	\$23,410	\$16,121	\$21,062
	Pisco	\$72,605	\$77,232	\$84,907	\$97,663	\$60,719
	<b>Summary</b>	<b>\$832,846</b>	<b>\$693,945</b>	<b>\$649,885</b>	<b>\$695,790</b>	<b>\$588,069</b>
Liqueurs	Anise And Herbal/Spice Liqueurs	\$1,703,680	\$1,668,397	\$2,009,096	\$2,328,323	\$1,418,585
	Coffee And Cocoa Liqueurs	\$558,244	\$517,025	\$506,942	\$602,224	\$492,052
	Cream/Dairy Liqueurs	\$553,959	\$486,179	\$501,818	\$528,755	\$436,612
	Fruit Liqueurs	\$1,660,406	\$1,573,910	\$2,099,011	\$2,346,355	\$1,315,686
	Nut Liqueurs	\$275,092	\$242,960	\$246,997	\$286,522	\$243,291
	Other Liqueurs	\$316,375	\$291,472	\$404,574	\$456,865	\$292,611
	Whiskey Liqueurs	\$87,192	\$95,445	\$53,702	\$60,404	\$47,214
	<b>Summary</b>	<b>\$5,154,948</b>	<b>\$4,875,388</b>	<b>\$5,822,141</b>	<b>\$6,609,449</b>	<b>\$4,246,052</b>
Other Spirits	Cachaca	\$14,698	\$14,013	\$19,372	\$21,731	\$13,902
	Flavoured Spirits	\$10,058	\$7,377	\$10,213	\$10,843	\$17,780
	Miscellaneous/Other Spirits	\$27,631	\$24,060	\$33,446	\$29,779	\$39,804

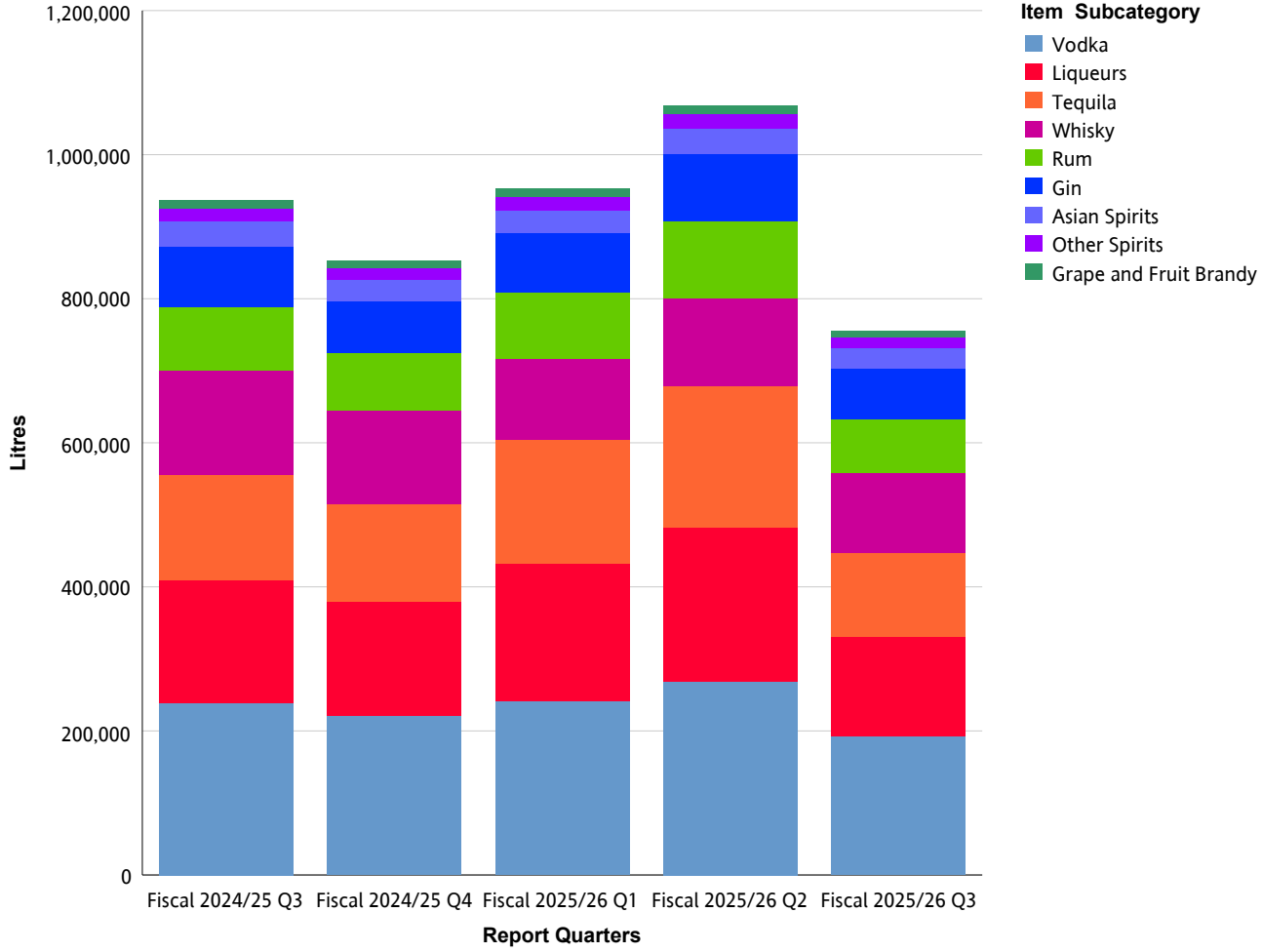
## Spirits Sales (Net \$)

Net Sales \$		Fiscal 2024/25 Q3	Fiscal 2024/25 Q4	Fiscal 2025/26 Q1	Fiscal 2025/26 Q2	Fiscal 2025/26 Q3
Other Spirits	Moonshine Spirits	\$2,826	\$3,911	\$5,917	\$3,459	\$5,333
	Ready to Mix Cocktails	\$286,672	\$287,544	\$330,386	\$367,055	\$231,066
	Ready to Serve Cocktails	\$29,963	\$18,343	\$27,688	\$31,305	\$11,740
	Schnapps and Akvavit	\$13,725	\$11,556	\$10,588	\$7,969	\$7,565
	<b>Summary</b>	<b>\$385,574</b>	<b>\$366,804</b>	<b>\$437,609</b>	<b>\$472,140</b>	<b>\$327,191</b>
Rum	Amber Rum	\$318,324	\$268,104	\$366,138	\$414,863	\$295,451
	Dark Rum	\$292,753	\$242,485	\$255,260	\$293,747	\$246,763
	Flavoured Rum	\$25,269	\$24,976	\$27,227	\$30,371	\$34,572
	Spiced Rum	\$887,513	\$796,562	\$777,945	\$855,272	\$730,666
	White Rum	\$943,720	\$877,458	\$1,138,457	\$1,381,855	\$780,049
	<b>Summary</b>	<b>\$2,467,578</b>	<b>\$2,209,585</b>	<b>\$2,565,027</b>	<b>\$2,976,108</b>	<b>\$2,087,500</b>
Tequila	Blanco/Silver Tequila	\$3,736,559	\$3,468,136	\$4,306,892	\$4,973,668	\$2,970,547
	Flavoured Tequila	\$130,878	\$119,745	\$174,329	\$192,344	\$109,017
	Gold Tequila	\$3,494,843	\$3,137,017	\$3,782,143	\$4,248,485	\$2,768,136
	Mezcal	\$480,834	\$464,352	\$570,848	\$569,157	\$384,080
	<b>Summary</b>	<b>\$7,843,115</b>	<b>\$7,189,250</b>	<b>\$8,834,212</b>	<b>\$9,983,654</b>	<b>\$6,231,780</b>
Vodka	Flavoured Vodka	\$792,477	\$774,409	\$932,870	\$996,509	\$654,239
	Straight Vodka	\$5,996,204	\$5,622,074	\$5,968,368	\$6,752,239	\$5,036,026
	<b>Summary</b>	<b>\$6,788,681</b>	<b>\$6,396,484</b>	<b>\$6,901,239</b>	<b>\$7,748,748</b>	<b>\$5,690,265</b>
Whisky	American Whiskey	\$458,883	\$409,141	\$150,836	\$152,102	\$139,296
	Blended Malt Scotch Whisky	\$11,104	\$12,328	\$13,597	\$14,520	\$15,910
	Blended Scotch Whisky	\$384,849	\$279,832	\$303,308	\$326,145	\$334,329
	Bourbon Whiskey	\$1,737,476	\$1,534,093	\$608,168	\$628,231	\$421,035
	Canadian Whisky	\$1,410,504	\$1,387,653	\$1,729,144	\$1,948,816	\$1,890,183
	Flavoured Whisky	\$10,431	\$7,459	\$10,082	\$6,222	\$7,434
	Irish Whiskey	\$1,047,911	\$1,027,094	\$947,265	\$1,011,978	\$851,281
	Other Country Whisky	\$301,938	\$261,469	\$267,126	\$242,926	\$266,859
	Single Malt Scotch Whisky	\$1,016,785	\$700,916	\$674,431	\$751,761	\$797,216

## Spirits Sales (Net \$)

Net Sales \$		Fiscal 2024/25 Q3	Fiscal 2024/25 Q4	Fiscal 2025/26 Q1	Fiscal 2025/26 Q2	Fiscal 2025/26 Q3
Whisky	Summary	\$6,379,882	\$5,619,986	\$4,703,957	\$5,082,700	\$4,723,543
Summary		\$33,466,214	\$30,539,697	\$33,410,010	\$37,555,666	\$26,998,133

# Spirits Sales (Litres)



## Spirits Sales (Litres)

### Spirits

Litres		Fiscal 2024/25 Q3	Fiscal 2024/25 Q4	Fiscal 2025/26 Q1	Fiscal 2025/26 Q2	Fiscal 2025/26 Q3
Asian Spirits	China Spirits	1,608	1,233	1,156	1,368	1,235
	Korea Spirits	32,855	28,447	29,560	32,306	26,560
	Other Country Asian Spirits	1,293	1,336	1,016	1,219	863
	<b>Summary</b>	<b>35,756</b>	<b>31,016</b>	<b>31,732</b>	<b>34,892</b>	<b>28,658</b>
Gin	Dry Gin	78,727	67,851	77,708	87,894	66,614
	Flavoured Gin	2,341	2,209	2,817	3,123	2,051
	Other Gin	1,925	1,714	2,405	2,869	2,302
	<b>Summary</b>	<b>82,992</b>	<b>71,774</b>	<b>82,930</b>	<b>93,886</b>	<b>70,967</b>
Grape and Fruit Brandy	Armagnac	158	73	89	58	77
	Brandy	5,327	4,799	5,289	5,823	4,577
	Cognac	3,298	2,601	2,686	2,537	2,217
	Eau de Vie	962	555	608	751	1,003
	Grappa And Marc	337	357	329	238	261
	Pisco	1,646	1,709	1,890	2,153	1,329
	<b>Summary</b>	<b>11,727</b>	<b>10,094</b>	<b>10,891</b>	<b>11,559</b>	<b>9,464</b>
Liqueurs	Anise And Herbal/Spice Liqueurs	50,319	48,078	60,604	69,723	41,561
	Coffee And Cocoa Liqueurs	21,776	19,769	18,991	21,697	18,269
	Cream/Dairy Liqueurs	19,708	16,910	16,929	17,669	15,620
	Fruit Liqueurs	57,417	53,683	72,901	81,053	44,536
	Nut Liqueurs	9,748	8,261	9,131	10,502	8,733
	Other Liqueurs	9,335	8,597	10,537	11,347	7,737
	Whiskey Liqueurs	2,505	2,643	1,583	1,677	1,355
	<b>Summary</b>	<b>170,809</b>	<b>157,941</b>	<b>190,676</b>	<b>213,669</b>	<b>137,810</b>
Other Spirits	Cachaca	408	384	565	598	396
	Flavoured Spirits	215	136	205	190	360
	Miscellaneous/Other Spirits	537	512	624	622	800

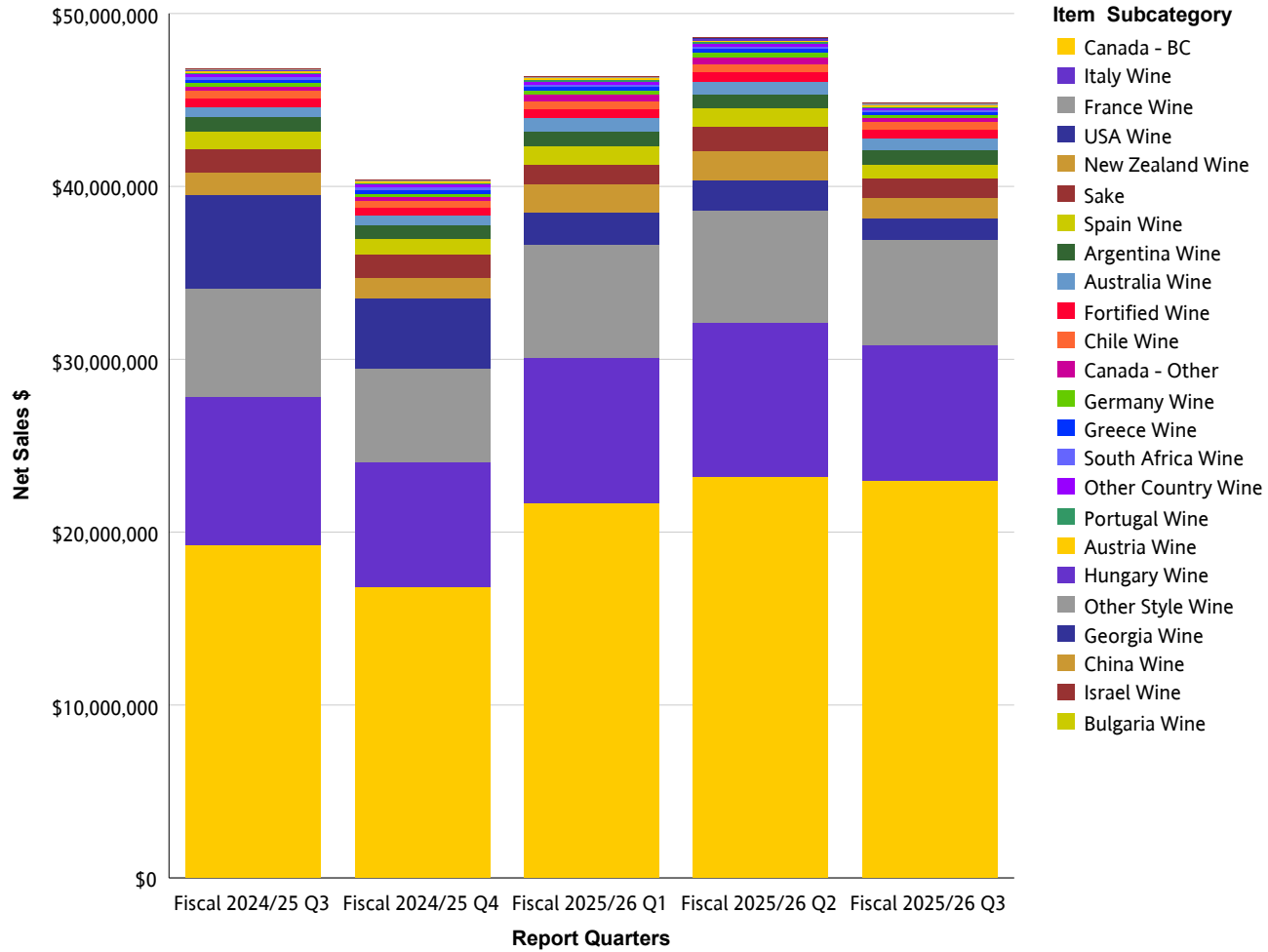
## Spirits Sales (Litres)

Litres		Fiscal 2024/25 Q3	Fiscal 2024/25 Q4	Fiscal 2025/26 Q1	Fiscal 2025/26 Q2	Fiscal 2025/26 Q3
Other Spirits	Moonshine Spirits	74	102	137	89	114
	Ready to Mix Cocktails	14,452	14,390	16,470	18,258	11,607
	Ready to Serve Cocktails	866	606	817	899	345
	Schnapps and Akvavit	210	224	210	164	142
	<b>Summary</b>	<b>16,764</b>	<b>16,354</b>	<b>19,028</b>	<b>20,822</b>	<b>13,764</b>
Rum	Amber Rum	8,605	7,220	9,970	10,779	7,751
	Dark Rum	10,022	8,241	8,781	10,144	8,400
	Flavoured Rum	654	623	649	702	780
	Spiced Rum	31,615	27,656	26,788	29,221	25,851
	White Rum	37,793	34,823	45,304	55,433	31,361
	<b>Summary</b>	<b>88,690</b>	<b>78,564</b>	<b>91,492</b>	<b>106,279</b>	<b>74,142</b>
Tequila	Blanco/Silver Tequila	75,673	70,840	89,740	104,389	60,866
	Flavoured Tequila	2,230	2,158	3,409	3,841	2,047
	Gold Tequila	61,822	56,148	71,349	80,336	48,237
	Mezcal	7,142	6,862	8,386	8,523	5,591
	<b>Summary</b>	<b>146,867</b>	<b>136,008</b>	<b>172,884</b>	<b>197,089</b>	<b>116,741</b>
Vodka	Flavoured Vodka	24,604	24,148	29,673	31,443	20,338
	Straight Vodka	213,791	197,046	211,242	236,745	172,474
	<b>Summary</b>	<b>238,396</b>	<b>221,194</b>	<b>240,915</b>	<b>268,187</b>	<b>192,812</b>
Whisky	American Whiskey	11,355	10,214	3,853	3,883	3,412
	Blended Malt Scotch Whisky	176	200	235	240	270
	Blended Scotch Whisky	7,050	5,120	5,838	6,205	6,168
	Bourbon Whiskey	38,377	33,460	13,269	13,616	9,694
	Canadian Whisky	48,801	45,659	55,353	62,384	58,445
	Flavoured Whisky	313	226	296	194	226
	Irish Whiskey	27,426	26,831	24,576	25,950	22,493
	Other Country Whisky	2,875	2,744	2,808	2,774	2,766
	Single Malt Scotch Whisky	8,140	5,942	6,374	6,727	7,210

## Spirits Sales (Litres)

Litres		Fiscal 2024/25 Q3	Fiscal 2024/25 Q4	Fiscal 2025/26 Q1	Fiscal 2025/26 Q2	Fiscal 2025/26 Q3
Whisky	Summary	144,513	130,397	112,602	121,973	110,684
Summary		936,513	853,340	953,150	1,068,356	755,044

## Wine Sales (Net \$)



## Wine Sales (Net \$)

### Wine

Net Sales \$		Fiscal 2024/25 Q3	Fiscal 2024/25 Q4	Fiscal 2025/26 Q1	Fiscal 2025/26 Q2	Fiscal 2025/26 Q3
Argentina Wine	Argentina Red Wine	\$775,238	\$683,206	\$735,005	\$687,761	\$744,211
	Argentina Rose Wine	\$1,863	\$6,832	\$7,619	\$3,683	\$2,780
	Argentina Sparkling Wine	\$7,136	\$7,121	\$5,819	\$11,005	\$5,376
	Argentina White Wine	\$55,625	\$38,533	\$59,931	\$75,089	\$46,979
	<b>Summary</b>	<b>\$839,863</b>	<b>\$735,692</b>	<b>\$808,374</b>	<b>\$777,538</b>	<b>\$799,345</b>
Australia Wine	Australia Fruit and Dessert Wine	\$0	\$0	\$0	\$0	\$0
	Australia Red Wine	\$385,875	\$391,847	\$489,599	\$424,050	\$482,505
	Australia Rose Wine	\$12,085	\$15,959	\$17,195	\$17,302	\$8,505
	Australia Sparkling Wine	\$73,579	\$59,754	\$86,639	\$92,513	\$43,562
	Australia White Wine	\$132,518	\$120,992	\$195,994	\$200,802	\$139,582
	<b>Summary</b>	<b>\$604,056</b>	<b>\$588,552</b>	<b>\$789,427</b>	<b>\$734,666</b>	<b>\$674,154</b>
Austria Wine	Austria Fruit and Dessert Wine	\$1,183	\$104	\$848	\$434	\$478
	Austria Red Wine	\$12,336	\$12,059	\$14,379	\$12,472	\$9,181
	Austria Rose Wine	\$6,752	\$10,164	\$10,269	\$5,986	\$3,980
	Austria Sparkling Wine	\$2,702	\$255	\$1,119	\$2,852	\$2,380
	Austria White Wine	\$54,650	\$50,642	\$54,809	\$67,302	\$44,478
	<b>Summary</b>	<b>\$77,624</b>	<b>\$73,223</b>	<b>\$81,424</b>	<b>\$89,046</b>	<b>\$60,498</b>
Bulgaria Wine	Bulgaria Red Wine	\$0	\$0	\$0	\$0	\$0
	Bulgaria White Wine	\$0	\$0	\$0	\$0	\$0
	<b>Summary</b>	<b>\$0</b>	<b>\$0</b>	<b>\$0</b>	<b>\$0</b>	<b>\$0</b>
Canada - BC	Canada - BC Dessert Wine	\$7,436	\$4,466	\$6,776	\$1,988	\$8,108
	Canada - BC Fruit Wine	\$194,705	\$47,007	\$70,597	\$88,395	\$207,084
	Canada - BC Ice Wine	\$43,576	\$49,942	\$55,357	\$66,551	\$52,425
	Canada - BC Red Wine	\$8,822,841	\$7,731,613	\$8,814,503	\$8,951,434	\$10,882,350
	Canada - BC Rose Wine	\$875,316	\$788,358	\$1,688,408	\$1,935,398	\$944,656
	Canada - BC Sparkling Wine	\$966,005	\$1,080,128	\$1,233,467	\$1,366,108	\$1,559,321

## Wine Sales (Net \$)

Net Sales \$		Fiscal 2024/25 Q3	Fiscal 2024/25 Q4	Fiscal 2025/26 Q1	Fiscal 2025/26 Q2	Fiscal 2025/26 Q3
Canada - BC	Canada - BC White Wine	\$8,363,888	\$7,110,508	\$9,835,797	\$10,792,597	\$9,316,961
	<b>Summary</b>	<b>\$19,273,766</b>	<b>\$16,812,022</b>	<b>\$21,704,905</b>	<b>\$23,202,470</b>	<b>\$22,970,904</b>
Canada - Other	Canada - Other Dessert Wine	\$1,404	\$3,159	\$2,106	\$2,459	\$3,744
	Canada - Other Fruit Wine	\$0	\$0	\$0	\$0	\$0
	Canada - Other Ice Wine	\$2,074	\$2,173	\$2,092	\$5,092	\$12,113
	Canada - Other Red Wine	\$6,033	\$3,222	\$7,449	\$14,692	\$10,000
	Canada - Other Rose Wine	\$1,677	\$648	\$3,520	\$5,309	\$668
	Canada - Other Sparkling Wine	\$199,702	\$177,924	\$308,774	\$329,586	\$220,188
	Canada - Other White Wine	\$14,215	\$11,613	\$18,822	\$37,774	\$7,203
	<b>Summary</b>	<b>\$225,105</b>	<b>\$198,740</b>	<b>\$342,762</b>	<b>\$394,913</b>	<b>\$253,918</b>
Chile Wine	Chile Fruit and Dessert Wine	\$160	\$320	\$0	\$168	\$509
	Chile Red Wine	\$270,641	\$251,010	\$267,120	\$278,747	\$291,774
	Chile Rose Wine	\$7,000	\$6,341	\$16,279	\$18,238	\$4,466
	Chile Sparkling Wine	\$662	\$1,063	\$150	\$117	\$2,425
	Chile White Wine	\$126,851	\$128,153	\$185,799	\$191,836	\$125,882
	<b>Summary</b>	<b>\$405,314</b>	<b>\$386,886</b>	<b>\$469,349</b>	<b>\$489,106</b>	<b>\$425,056</b>
China Wine	China Fruit and Dessert Wine	\$783	\$160	\$0	\$455	\$0
	China Red Wine	\$0	\$0	\$0	\$0	\$0
	China White Wine	\$0	\$0	\$0	\$0	\$0
	<b>Summary</b>	<b>\$783</b>	<b>\$160</b>	<b>\$0</b>	<b>\$455</b>	<b>\$0</b>
Fortified Wine	Other Fortified Domestic Wine	\$37,164	\$36,660	\$28,077	\$33,431	\$44,967
	Other Fortified Import Wine	\$101,516	\$93,603	\$136,098	\$119,629	\$94,920
	Port Wine	\$107,227	\$83,017	\$67,470	\$76,992	\$103,027
	Sherry Wine	\$41,823	\$35,426	\$39,607	\$36,400	\$29,834
	Vermouth Wine	\$235,987	\$218,162	\$252,454	\$281,435	\$261,975
	<b>Summary</b>	<b>\$523,717</b>	<b>\$466,867</b>	<b>\$523,706</b>	<b>\$547,888</b>	<b>\$534,724</b>
France Wine	France Champagne Wine	\$1,749,832	\$1,191,959	\$1,174,167	\$1,458,197	\$1,644,265
	France Fruit and Dessert Wine	\$13,498	\$11,685	\$9,653	\$6,133	\$15,009

## Wine Sales (Net \$)

Net Sales \$		Fiscal 2024/25 Q3	Fiscal 2024/25 Q4	Fiscal 2025/26 Q1	Fiscal 2025/26 Q2	Fiscal 2025/26 Q3
France Wine	France Red Wine	\$2,049,432	\$1,933,869	\$2,047,164	\$1,649,121	\$2,087,102
	France Rose Wine	\$359,096	\$335,265	\$771,086	\$848,905	\$329,967
	France Sparkling Wine	\$243,215	\$203,731	\$253,349	\$276,441	\$199,693
	France White Wine	\$1,792,517	\$1,715,496	\$2,283,941	\$2,255,088	\$1,786,890
	<b>Summary</b>	<b>\$6,207,589</b>	<b>\$5,392,004</b>	<b>\$6,539,360</b>	<b>\$6,493,886</b>	<b>\$6,062,927</b>
Georgia Wine	Georgia Red Wine	\$9,250	\$9,703	\$10,650	\$11,740	\$8,886
	Georgia Rose Wine	\$2,923	\$0	\$347	\$173	\$0
	Georgia Sparkling Wine	\$1,503	\$0	\$880	\$654	\$226
	Georgia White Wine	\$6,391	\$7,008	\$13,454	\$8,747	\$8,162
	<b>Summary</b>	<b>\$20,067</b>	<b>\$16,712</b>	<b>\$25,331</b>	<b>\$21,315</b>	<b>\$17,275</b>
Germany Wine	Germany Fruit and Dessert Wine	\$0	\$0	\$0	\$0	\$0
	Germany Red Wine	\$15,259	\$13,980	\$17,103	\$35,111	\$13,540
	Germany Rose Wine	\$0	\$324	\$0	\$649	\$0
	Germany Sparkling Wine	\$146,840	\$121,266	\$125,607	\$127,388	\$98,263
	Germany White Wine	\$77,462	\$63,236	\$70,810	\$101,001	\$64,816
	<b>Summary</b>	<b>\$239,561</b>	<b>\$198,805</b>	<b>\$213,519</b>	<b>\$264,149</b>	<b>\$176,619</b>
Greece Wine	Greece Fruit and Dessert Wine	\$0	\$2,520	\$0	\$0	\$0
	Greece Red Wine	\$101,229	\$93,846	\$96,516	\$78,378	\$72,728
	Greece Rose Wine	\$11,303	\$2,946	\$12,778	\$11,697	\$5,634
	Greece Sparkling Wine	\$6,008	\$4,224	\$7,291	\$3,085	\$4,088
	Greece White Wine	\$68,465	\$104,958	\$108,528	\$100,899	\$54,999
	<b>Summary</b>	<b>\$187,006</b>	<b>\$208,493</b>	<b>\$225,114</b>	<b>\$194,058</b>	<b>\$137,449</b>
Hungary Wine	Hungary Fruit and Dessert Wine	\$7,883	\$10,053	\$6,416	\$7,864	\$8,273
	Hungary Red Wine	\$1,875	\$1,761	\$2,602	\$5,595	\$11,331
	Hungary Rose Wine	\$0	\$0	\$0	\$110	\$0
	Hungary Sparkling Wine	\$46,086	\$21,278	\$23,776	\$47,081	\$16,897
	Hungary White Wine	\$9,126	\$7,422	\$6,719	\$16,537	\$10,761
	<b>Summary</b>	<b>\$64,970</b>	<b>\$40,514</b>	<b>\$39,513</b>	<b>\$77,187</b>	<b>\$47,262</b>

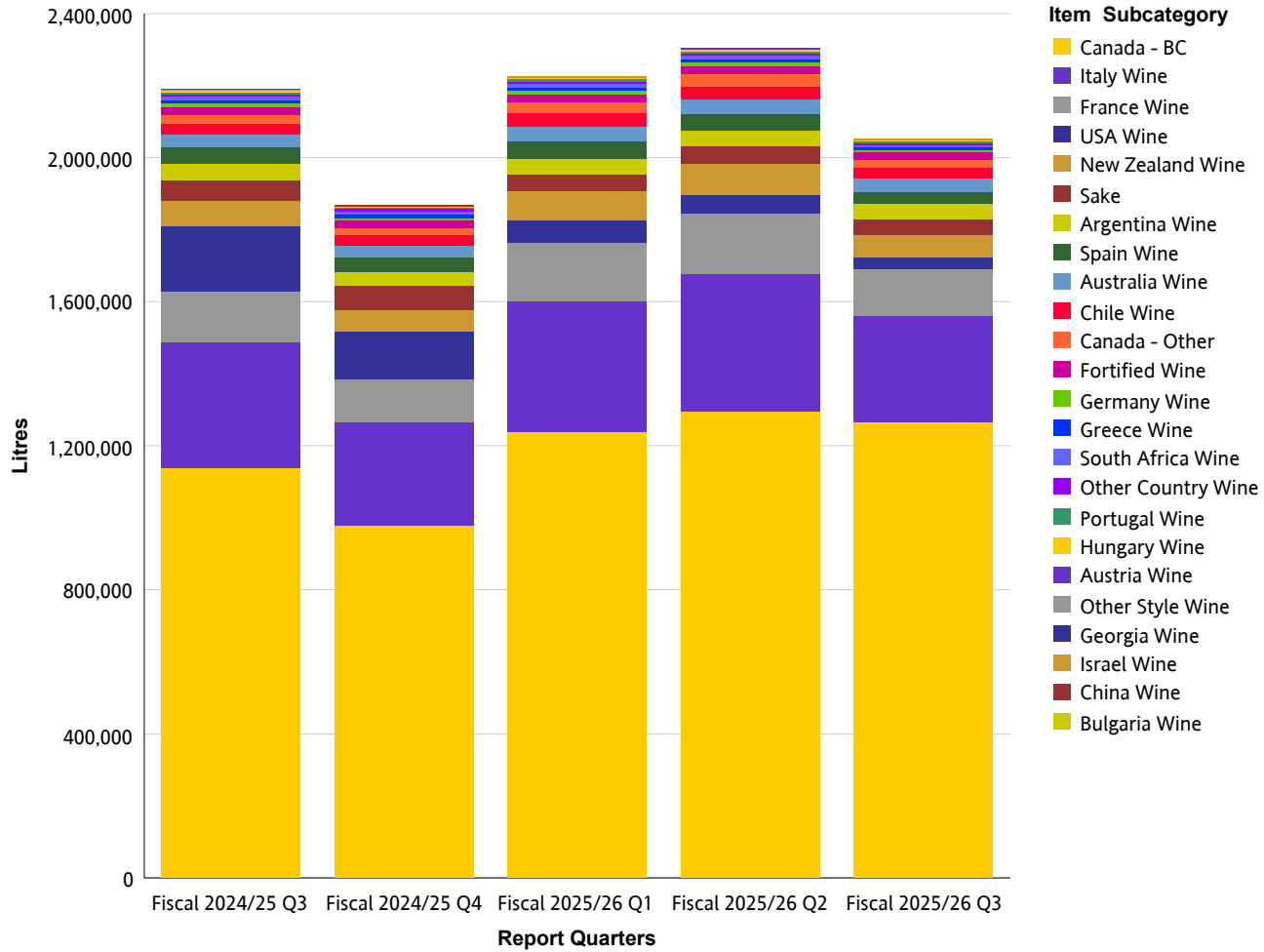
## Wine Sales (Net \$)

Net Sales \$		Fiscal 2024/25 Q3	Fiscal 2024/25 Q4	Fiscal 2025/26 Q1	Fiscal 2025/26 Q2	Fiscal 2025/26 Q3
Israel Wine	Israel Red Wine	\$271	\$114	\$160	\$139	\$370
	Israel Rose Wine	\$0	\$0	\$23	\$0	\$0
	Israel White Wine	\$0	\$45	\$19	\$0	\$0
	<b>Summary</b>	<b>\$271</b>	<b>\$159</b>	<b>\$201</b>	<b>\$139</b>	<b>\$370</b>
Italy Wine	Italy Fruit and Dessert Wine	\$9,663	\$3,554	\$8,839	\$4,111	\$9,405
	Italy Red Wine	\$4,585,281	\$3,779,795	\$3,674,437	\$3,710,644	\$4,598,584
	Italy Rose Wine	\$73,009	\$69,327	\$146,373	\$169,553	\$66,017
	Italy Sparkling Wine	\$640,826	\$581,741	\$807,786	\$924,921	\$502,471
	Italy White Wine	\$1,759,768	\$1,522,164	\$2,067,250	\$2,218,552	\$1,533,806
	Prosecco Wine	\$1,526,452	\$1,302,845	\$1,681,727	\$1,882,688	\$1,165,835
	<b>Summary</b>	<b>\$8,595,000</b>	<b>\$7,259,426</b>	<b>\$8,386,412</b>	<b>\$8,910,469</b>	<b>\$7,876,119</b>
New Zealand Wine	New Zealand Fruit and Dessert Wine	\$0	\$0	\$0	\$0	\$0
	New Zealand Red Wine	\$39,770	\$42,359	\$65,066	\$74,971	\$68,845
	New Zealand Rose Wine	\$10,614	\$7,377	\$14,460	\$17,060	\$8,088
	New Zealand Sparkling Wine	\$4,353	\$4,840	\$3,084	\$2,638	\$1,406
	New Zealand White Wine	\$1,247,604	\$1,175,973	\$1,497,662	\$1,636,921	\$1,069,292
	<b>Summary</b>	<b>\$1,302,341</b>	<b>\$1,230,550</b>	<b>\$1,580,272</b>	<b>\$1,731,590</b>	<b>\$1,147,630</b>
Other Country Wine	Other Country Fruit and Dessert Wine	\$90,286	\$96,653	\$85,482	\$88,092	\$67,445
	Other Country Red Wine	\$27,201	\$29,448	\$31,877	\$25,264	\$20,452
	Other Country Rose Wine	\$1,375	\$5,280	\$4,020	\$11,901	\$1,728
	Other Country Sparkling Wine	\$9,945	\$11,265	\$5,654	\$6,416	\$7,675
	Other Country White Wine	\$17,588	\$16,859	\$30,928	\$23,888	\$18,249
	<b>Summary</b>	<b>\$146,395</b>	<b>\$159,506</b>	<b>\$157,960</b>	<b>\$155,560</b>	<b>\$115,549</b>
Other Style Wine	Aperitif And Flavoured Wine	\$4,370	\$3,977	\$4,142	\$4,376	\$2,798
	Mead	\$17,745	\$16,213	\$26,573	\$28,426	\$55,508
	Rice Wine	\$10,756	\$9,310	\$8,857	\$8,708	\$4,768
	<b>Summary</b>	<b>\$32,871</b>	<b>\$29,500</b>	<b>\$39,572</b>	<b>\$41,510</b>	<b>\$63,074</b>
Portugal Wine	Portugal Fruit and Dessert Wine	\$432	\$1,427	\$1,168	\$210	\$1,681

## Wine Sales (Net \$)

Net Sales \$		Fiscal 2024/25 Q3	Fiscal 2024/25 Q4	Fiscal 2025/26 Q1	Fiscal 2025/26 Q2	Fiscal 2025/26 Q3
Portugal Wine	Portugal Red Wine	\$41,756	\$42,939	\$45,615	\$33,110	\$39,537
	Portugal Rose Wine	\$3,610	\$3,590	\$7,329	\$7,766	\$3,192
	Portugal Sparkling Wine	\$1,872	\$702	\$1,406	\$479	\$958
	Portugal White Wine	\$61,559	\$51,485	\$70,033	\$61,438	\$45,301
	<b>Summary</b>	<b>\$109,227</b>	<b>\$100,142</b>	<b>\$125,551</b>	<b>\$103,003</b>	<b>\$90,668</b>
Sake	Japan Sake	\$1,008,563	\$945,559	\$962,548	\$1,301,224	\$1,125,081
	Other Country Sake	\$25,332	\$25,682	\$28,338	\$30,012	\$29,695
	USA Sake	\$289,866	\$357,521	\$185,052	\$39,416	\$11,669
	<b>Summary</b>	<b>\$1,323,761</b>	<b>\$1,328,762</b>	<b>\$1,175,938</b>	<b>\$1,370,651</b>	<b>\$1,166,444</b>
South Africa Wine	South Africa Fruit and Dessert Wine	\$211	\$478	\$159	\$0	\$80
	South Africa Red Wine	\$62,323	\$64,169	\$51,810	\$51,583	\$54,486
	South Africa Rose Wine	\$1,482	\$1,618	\$2,419	\$1,931	\$927
	South Africa Sparkling Wine	\$673	\$168	\$104	\$2,467	\$4,049
	South Africa White Wine	\$88,473	\$81,634	\$107,156	\$102,548	\$72,628
	<b>Summary</b>	<b>\$153,162</b>	<b>\$148,066</b>	<b>\$161,648</b>	<b>\$158,530</b>	<b>\$132,170</b>
Spain Wine	Spain Fruit and Dessert Wine	\$7,697	\$7,538	\$6,146	\$6,903	\$2,404
	Spain Red Wine	\$460,323	\$478,687	\$458,124	\$457,105	\$426,734
	Spain Rose Wine	\$12,328	\$12,601	\$27,940	\$39,018	\$14,099
	Spain Sparkling Wine	\$372,614	\$316,615	\$394,957	\$403,930	\$251,332
	Spain White Wine	\$143,303	\$131,969	\$187,658	\$189,618	\$112,172
	<b>Summary</b>	<b>\$996,265</b>	<b>\$947,411</b>	<b>\$1,074,825</b>	<b>\$1,096,573</b>	<b>\$806,741</b>
USA Wine	USA Fruit and Dessert Wine	\$0	\$27,745	\$0	\$0	\$0
	USA Red Wine	\$4,501,441	\$3,294,995	\$1,461,316	\$1,323,345	\$1,053,351
	USA Rose Wine	\$22,930	\$21,432	\$28,578	\$16,223	\$3,601
	USA Sparkling Wine	\$24,374	\$14,710	\$18,462	\$17,165	\$5,697
	USA White Wine	\$911,001	\$676,559	\$396,053	\$375,047	\$194,501
	<b>Summary</b>	<b>\$5,459,746</b>	<b>\$4,035,443</b>	<b>\$1,904,408</b>	<b>\$1,731,780</b>	<b>\$1,257,149</b>
<b>Summary</b>	<b>\$46,788,460</b>	<b>\$40,357,636</b>	<b>\$46,369,571</b>	<b>\$48,586,483</b>	<b>\$44,816,046</b>	

## Wine Sales (Litres)



## Wine Sales (Litres)

### Wine

Litres		Fiscal 2024/25 Q3	Fiscal 2024/25 Q4	Fiscal 2025/26 Q1	Fiscal 2025/26 Q2	Fiscal 2025/26 Q3
Argentina Wine	Argentina Red Wine	43,173	37,337	39,955	37,651	40,990
	Argentina Rose Wine	148	620	747	274	226
	Argentina Sparkling Wine	374	374	306	608	266
	Argentina White Wine	3,124	2,074	3,265	4,018	2,444
	<b>Summary</b>	<b>46,819</b>	<b>40,405</b>	<b>44,273</b>	<b>42,550</b>	<b>43,925</b>
Australia Wine	Australia Fruit and Dessert Wine	0	0	0	0	0
	Australia Red Wine	19,568	18,426	22,930	20,247	23,668
	Australia Rose Wine	874	901	1,149	1,107	614
	Australia Sparkling Wine	4,742	3,736	5,559	5,806	2,819
	Australia White Wine	9,488	8,245	12,356	12,948	9,060
	<b>Summary</b>	<b>34,672</b>	<b>31,308</b>	<b>41,994</b>	<b>40,108</b>	<b>36,162</b>
Austria Wine	Austria Fruit and Dessert Wine	11	2	16	4	9
	Austria Red Wine	316	330	374	362	266
	Austria Rose Wine	175	283	288	148	99
	Austria Sparkling Wine	45	9	32	86	76
	Austria White Wine	1,404	1,303	1,498	1,768	1,162
	<b>Summary</b>	<b>1,951</b>	<b>1,926</b>	<b>2,206</b>	<b>2,368</b>	<b>1,613</b>
Bulgaria Wine	Bulgaria Red Wine	0	0	0	0	0
	Bulgaria White Wine	0	0	0	0	0
	<b>Summary</b>	<b>0</b>	<b>0</b>	<b>0</b>	<b>0</b>	<b>0</b>
Canada - BC	Canada - BC Dessert Wine	186	95	152	46	148
	Canada - BC Fruit Wine	9,231	2,432	3,507	4,488	9,503
	Canada - BC Ice Wine	541	521	695	922	1,222
	Canada - BC Red Wine	496,340	428,513	472,558	463,031	554,727
	Canada - BC Rose Wine	43,890	38,812	83,950	95,044	47,619
	Canada - BC Sparkling Wine	34,267	30,531	44,305	49,254	60,941

## Wine Sales (Litres)

Litres		Fiscal 2024/25 Q3	Fiscal 2024/25 Q4	Fiscal 2025/26 Q1	Fiscal 2025/26 Q2	Fiscal 2025/26 Q3
Canada - BC	Canada - BC White Wine	554,248	475,914	631,762	681,345	589,832
	<b>Summary</b>	<b>1,138,703</b>	<b>976,817</b>	<b>1,236,928</b>	<b>1,294,131</b>	<b>1,263,993</b>
Canada - Other	Canada - Other Dessert Wine	12	27	18	22	32
	Canada - Other Fruit Wine	0	0	0	0	0
	Canada - Other Ice Wine	23	24	23	43	106
	Canada - Other Red Wine	401	369	690	887	784
	Canada - Other Rose Wine	99	57	290	233	76
	Canada - Other Sparkling Wine	22,066	19,279	29,220	30,286	19,421
	Canada - Other White Wine	663	682	1,092	1,734	537
	<b>Summary</b>	<b>23,264</b>	<b>20,438</b>	<b>31,333</b>	<b>33,205</b>	<b>20,956</b>
Chile Wine	Chile Fruit and Dessert Wine	4	9	0	4	14
	Chile Red Wine	20,375	17,726	19,088	18,917	19,345
	Chile Rose Wine	636	579	1,593	1,810	459
	Chile Sparkling Wine	26	28	8	6	83
	Chile White Wine	10,950	11,170	15,644	16,329	10,866
	<b>Summary</b>	<b>31,991</b>	<b>29,511</b>	<b>36,332</b>	<b>37,067</b>	<b>30,766</b>
China Wine	China Fruit and Dessert Wine	21	5	0	9	0
	China Red Wine	0	0	0	0	0
	China White Wine	0	0	0	0	0
	<b>Summary</b>	<b>21</b>	<b>5</b>	<b>0</b>	<b>9</b>	<b>0</b>
Fortified Wine	Other Fortified Domestic Wine	1,694	1,526	1,347	1,371	1,422
	Other Fortified Import Wine	3,830	3,396	4,410	4,188	3,218
	Port Wine	2,479	2,021	1,616	1,805	2,310
	Sherry Wine	1,355	1,224	1,352	1,343	971
	Vermouth Wine	12,983	11,779	13,022	14,624	12,396
	<b>Summary</b>	<b>22,342</b>	<b>19,947</b>	<b>21,747</b>	<b>23,330</b>	<b>20,318</b>
France Wine	France Champagne Wine	16,277	10,811	11,129	13,572	14,827
	France Fruit and Dessert Wine	133	117	129	72	123

## Wine Sales (Litres)

Litres		Fiscal 2024/25 Q3	Fiscal 2024/25 Q4	Fiscal 2025/26 Q1	Fiscal 2025/26 Q2	Fiscal 2025/26 Q3
France Wine	France Red Wine	47,995	41,701	45,185	40,577	46,759
	France Rose Wine	17,045	15,587	35,138	40,257	15,462
	France Sparkling Wine	12,304	10,256	12,665	13,802	9,077
	France White Wine	47,248	41,175	57,277	58,253	46,398
	<b>Summary</b>	<b>141,002</b>	<b>119,647</b>	<b>161,523</b>	<b>166,533</b>	<b>132,647</b>
Georgia Wine	Georgia Red Wine	244	238	289	302	225
	Georgia Rose Wine	67	0	9	4	0
	Georgia Sparkling Wine	32	0	18	14	4
	Georgia White Wine	157	191	368	225	198
	<b>Summary</b>	<b>500</b>	<b>430</b>	<b>684</b>	<b>544</b>	<b>428</b>
Germany Wine	Germany Fruit and Dessert Wine	0	0	0	0	0
	Germany Red Wine	261	279	474	686	352
	Germany Rose Wine	0	9	0	18	0
	Germany Sparkling Wine	7,073	5,576	6,138	5,954	5,128
	Germany White Wine	2,928	2,096	2,764	3,154	2,260
	<b>Summary</b>	<b>10,262</b>	<b>7,959</b>	<b>9,377</b>	<b>9,812</b>	<b>7,741</b>
Greece Wine	Greece Fruit and Dessert Wine	0	18	0	0	0
	Greece Red Wine	4,661	4,199	4,348	3,668	3,485
	Greece Rose Wine	452	112	504	483	205
	Greece Sparkling Wine	153	130	176	104	158
	Greece White Wine	3,429	4,279	4,843	4,801	2,700
	<b>Summary</b>	<b>8,695</b>	<b>8,739</b>	<b>9,871</b>	<b>9,055</b>	<b>6,548</b>
Hungary Wine	Hungary Fruit and Dessert Wine	111	122	84	91	103
	Hungary Red Wine	120	112	158	184	274
	Hungary Rose Wine	0	0	0	4	0
	Hungary Sparkling Wine	2,594	1,251	1,540	2,982	1,102
	Hungary White Wine	428	299	296	541	400
	<b>Summary</b>	<b>3,253</b>	<b>1,784</b>	<b>2,079</b>	<b>3,803</b>	<b>1,879</b>

## Wine Sales (Litres)

Litres		Fiscal 2024/25 Q3	Fiscal 2024/25 Q4	Fiscal 2025/26 Q1	Fiscal 2025/26 Q2	Fiscal 2025/26 Q3
Israel Wine	Israel Red Wine	8	4	6	4	14
	Israel Rose Wine	0	0	1	0	0
	Israel White Wine	0	2	1	0	0
	<b>Summary</b>	<b>8</b>	<b>5</b>	<b>8</b>	<b>4</b>	<b>14</b>
Italy Wine	Italy Fruit and Dessert Wine	111	35	89	42	79
	Italy Red Wine	141,322	113,955	118,881	119,487	127,024
	Italy Rose Wine	2,886	2,714	5,615	6,696	2,324
	Italy Sparkling Wine	33,549	30,653	44,324	49,499	26,172
	Italy White Wine	97,388	81,952	114,768	120,493	81,196
	Prosecco Wine	73,834	59,801	81,453	88,048	58,282
	<b>Summary</b>	<b>349,091</b>	<b>289,109</b>	<b>365,130</b>	<b>384,266</b>	<b>295,076</b>
New Zealand Wine	New Zealand Fruit and Dessert Wine	0	0	0	0	0
	New Zealand Red Wine	1,709	1,582	2,744	2,684	3,046
	New Zealand Rose Wine	514	335	737	869	396
	New Zealand Sparkling Wine	206	189	148	128	71
	New Zealand White Wine	65,242	54,878	77,741	82,367	56,524
	<b>Summary</b>	<b>67,672</b>	<b>56,984</b>	<b>81,371</b>	<b>86,049</b>	<b>60,037</b>
Other Country Wine	Other Country Fruit and Dessert Wine	5,680	6,141	4,925	4,746	3,439
	Other Country Red Wine	964	808	878	765	631
	Other Country Rose Wine	36	130	108	453	67
	Other Country Sparkling Wine	308	304	188	240	202
	Other Country White Wine	682	457	912	638	602
	<b>Summary</b>	<b>7,671</b>	<b>7,840</b>	<b>7,011</b>	<b>6,842</b>	<b>4,940</b>
Other Style Wine	Aperitif And Flavoured Wine	179	189	184	161	139
	Mead	482	470	791	982	1,717
	Rice Wine	938	916	965	771	495
	<b>Summary</b>	<b>1,599</b>	<b>1,574</b>	<b>1,940</b>	<b>1,915</b>	<b>2,351</b>
Portugal Wine	Portugal Fruit and Dessert Wine	14	18	20	4	44

## Wine Sales (Litres)

Litres		Fiscal 2024/25 Q3	Fiscal 2024/25 Q4	Fiscal 2025/26 Q1	Fiscal 2025/26 Q2	Fiscal 2025/26 Q3
Portugal Wine	Portugal Red Wine	2,324	2,337	2,421	1,962	1,888
	Portugal Rose Wine	294	282	516	629	239
	Portugal Sparkling Wine	36	14	45	14	27
	Portugal White Wine	3,152	2,811	4,056	3,710	2,584
	<b>Summary</b>	<b>5,820</b>	<b>5,462</b>	<b>7,057</b>	<b>6,319</b>	<b>4,783</b>
Sake	Japan Sake	23,374	22,446	25,947	47,439	43,159
	Other Country Sake	980	972	1,074	1,028	1,044
	USA Sake	34,530	44,044	17,022	2,162	506
	<b>Summary</b>	<b>58,884</b>	<b>67,463</b>	<b>44,043</b>	<b>50,629</b>	<b>44,709</b>
South Africa Wine	South Africa Fruit and Dessert Wine	2	3	1	0	0
	South Africa Red Wine	3,181	2,960	2,558	2,093	2,349
	South Africa Rose Wine	90	93	141	118	56
	South Africa Sparkling Wine	18	4	3	90	135
	South Africa White Wine	5,434	4,646	6,244	6,274	4,035
	<b>Summary</b>	<b>8,725</b>	<b>7,706</b>	<b>8,947</b>	<b>8,576</b>	<b>6,575</b>
Spain Wine	Spain Fruit and Dessert Wine	200	198	171	201	65
	Spain Red Wine	18,341	17,980	18,227	16,689	15,111
	Spain Rose Wine	819	772	1,831	2,818	878
	Spain Sparkling Wine	19,589	16,123	19,995	19,807	12,603
	Spain White Wine	5,061	4,874	7,251	7,174	3,966
	<b>Summary</b>	<b>44,010</b>	<b>39,947</b>	<b>47,475</b>	<b>46,690</b>	<b>32,623</b>
USA Wine	USA Fruit and Dessert Wine	0	1,774	0	0	0
	USA Red Wine	140,591	101,081	44,590	34,291	25,595
	USA Rose Wine	1,544	1,382	1,635	1,006	207
	USA Sparkling Wine	952	683	636	486	171
	USA White Wine	39,231	28,218	16,896	14,953	7,274
	<b>Summary</b>	<b>182,319</b>	<b>133,138</b>	<b>63,757</b>	<b>50,737</b>	<b>33,248</b>
<b>Summary</b>		<b>2,189,276</b>	<b>1,868,144</b>	<b>2,225,086</b>	<b>2,304,541</b>	<b>2,051,331</b>

# GLOSSARY AND EXPLANATORY NOTES

Domestic Beer – the domestic beer classification is defined as follows:

Commercial Beer – Breweries with Annual Production over 350,000HL

Regional Beer – Breweries with Annual Production over 15,000HL and up to 350,000HL

Micro Brew Beer – Breweries with Annual Production up to 15,000HL

Negative Sales

Occasionally, negative sales are reported. This is usually due to adjustments or product returns.