

# Hospitality Liquor Market Review

Fiscal 2025/26 Q4

March 2026



**LIQUOR  
DISTRIBUTION  
BRANCH**

# Table of Contents

Introduction .....	3
Beer Sales (Net \$) .....	4
Beer Sales (Litres) .....	6
Refreshment Beverages Sales (Net \$) .....	8
Refreshment Beverages Sales (Litres) .....	10
Spirits Sales (Net \$) .....	12
Spirits Sales (Litres) .....	16
Wine Sales (Net \$) .....	20
Wine Sales (Litres) .....	26
Glossary .....	32

# Introduction

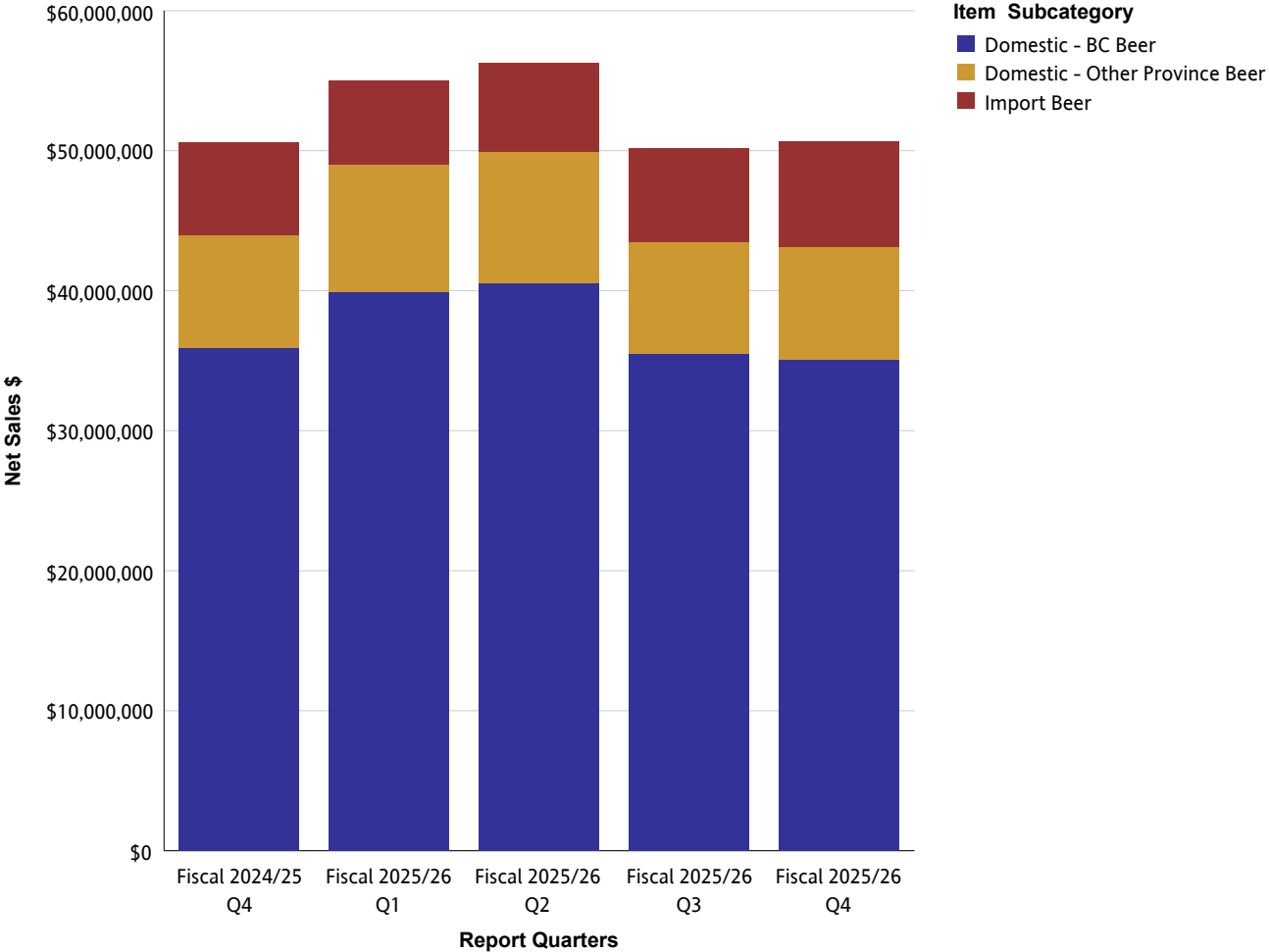
The Hospitality Liquor Market Review provides provincial sales to Hospitality customers (restaurants, pubs, nightclubs, etc.) from all channels for beer, refreshment beverages, spirits and wine. Sales are provided in net dollar value and litres. Net dollar value is based on the price paid by the customer and excludes any applicable taxes. For each reporting period, the Hospitality Liquor Market Review provides summarized sales data for the current quarter and previous four quarters.

The Liquor Distribution Branch fiscal calendar begins on April 1st and ends on March 31st and is comprised of 12 periods. A period can vary in length but roughly follows a calendar month. For example, Q1 reflects Periods 1 – 3 (April, May and June).

The Liquor Distribution Branch produces the Hospitality Liquor Market Review four times per year for reporting periods ending in March, June, September and December.

HLMR reports are generated based on the original transaction dates of sales. Please note that sales data may vary between reports because late sales submissions and adjustments are incorporated when they become available and captured in the subsequent reports. These updates are standard and ensure that the data remains current and reflects reported sales. While the LDB has made every effort to ensure accuracy and completeness, this is not guaranteed, as figures may vary as outlined above. It is the express condition of the use of this publication that the LDB shall incur no liability.

# Beer Sales (Net \$)

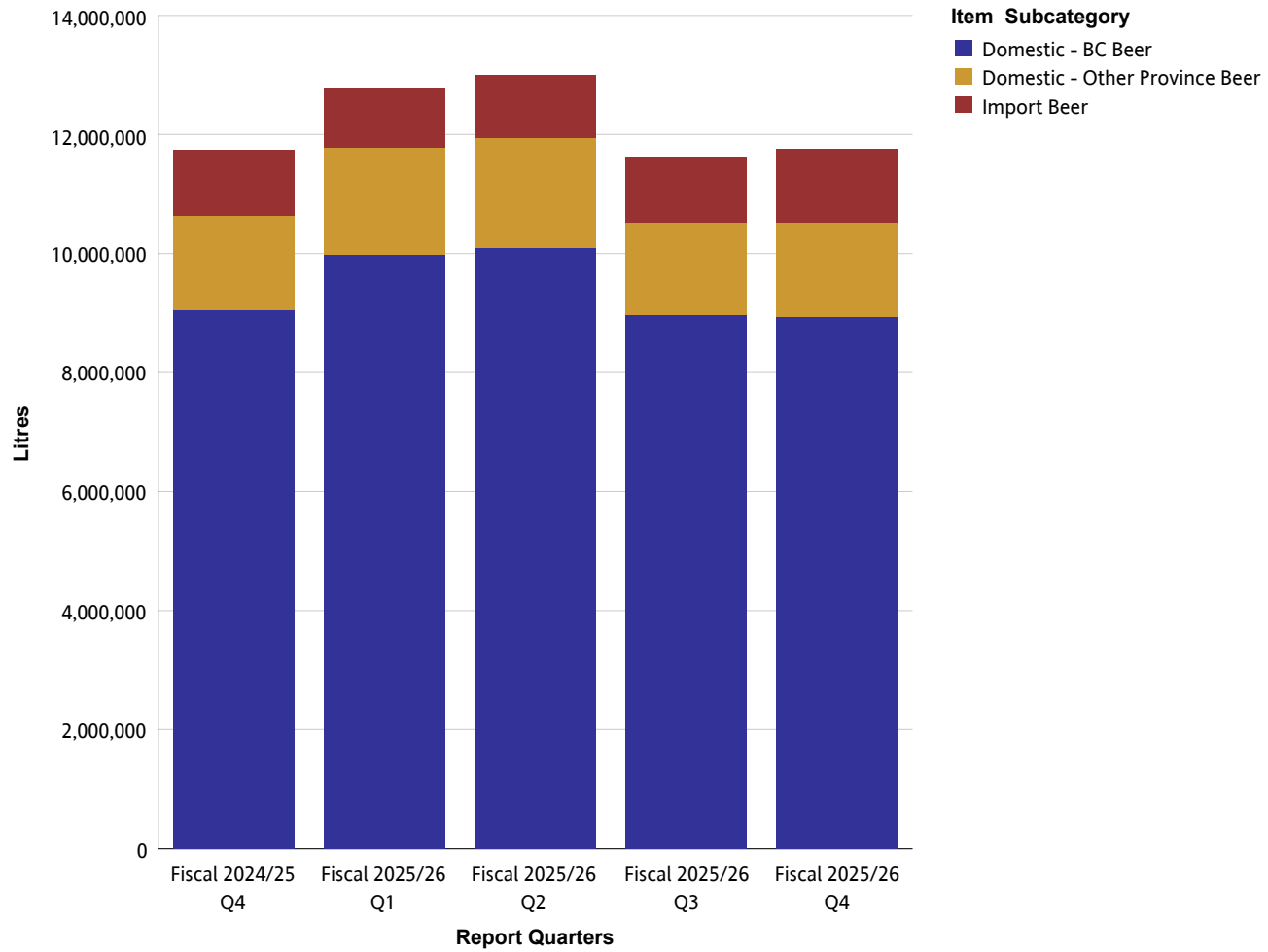


## Beer Sales (Net \$)

### Beer

Net Sales \$		Fiscal 2024/25 Q4	Fiscal 2025/26 Q1	Fiscal 2025/26 Q2	Fiscal 2025/26 Q3	Fiscal 2025/26 Q4
Domestic - BC Beer	Domestic - BC Commercial Beer	\$16,878,058	\$17,407,678	\$17,439,478	\$16,942,584	\$16,070,281
	Domestic - BC Micro Brew Beer	\$9,765,009	\$11,412,725	\$12,038,225	\$9,383,306	\$9,454,949
	Domestic - BC Regional Beer	\$9,245,045	\$11,096,215	\$11,082,735	\$9,158,684	\$9,561,950
	<b>Summary</b>	<b>\$35,888,112</b>	<b>\$39,916,618</b>	<b>\$40,560,437</b>	<b>\$35,484,573</b>	<b>\$35,087,179</b>
Domestic - Other Province Beer	Domestic - Other Province Commercial Beer	\$7,911,266	\$8,895,957	\$9,193,004	\$7,894,917	\$7,915,524
	Domestic - Other Province Micro Brew Beer	\$20,629	\$21,239	\$31,643	\$23,858	\$36,898
	Domestic - Other Province Regional Beer	\$164,923	\$144,158	\$120,140	\$119,384	\$114,323
	<b>Summary</b>	<b>\$8,096,818</b>	<b>\$9,061,354</b>	<b>\$9,344,787</b>	<b>\$8,038,158</b>	<b>\$8,066,745</b>
Import Beer	Asia And South Pacific Beer	\$893,294	\$1,041,343	\$1,140,367	\$979,708	\$1,071,920
	Europe Beer	\$5,060,375	\$4,274,961	\$4,463,605	\$5,191,694	\$5,838,225
	Mexico And Caribbean Beer	\$319,044	\$392,493	\$409,365	\$263,931	\$356,255
	Other Country Beer	\$306,295	\$302,542	\$339,759	\$227,126	\$261,927
	USA Beer	\$13,778	\$7,737	\$3,124	\$320	(\$280)
	<b>Summary</b>	<b>\$6,592,786</b>	<b>\$6,019,077</b>	<b>\$6,356,219</b>	<b>\$6,662,779</b>	<b>\$7,528,048</b>
<b>Summary</b>		<b>\$50,577,715</b>	<b>\$54,997,050</b>	<b>\$56,261,443</b>	<b>\$50,185,510</b>	<b>\$50,681,972</b>

## Beer Sales (Litres)

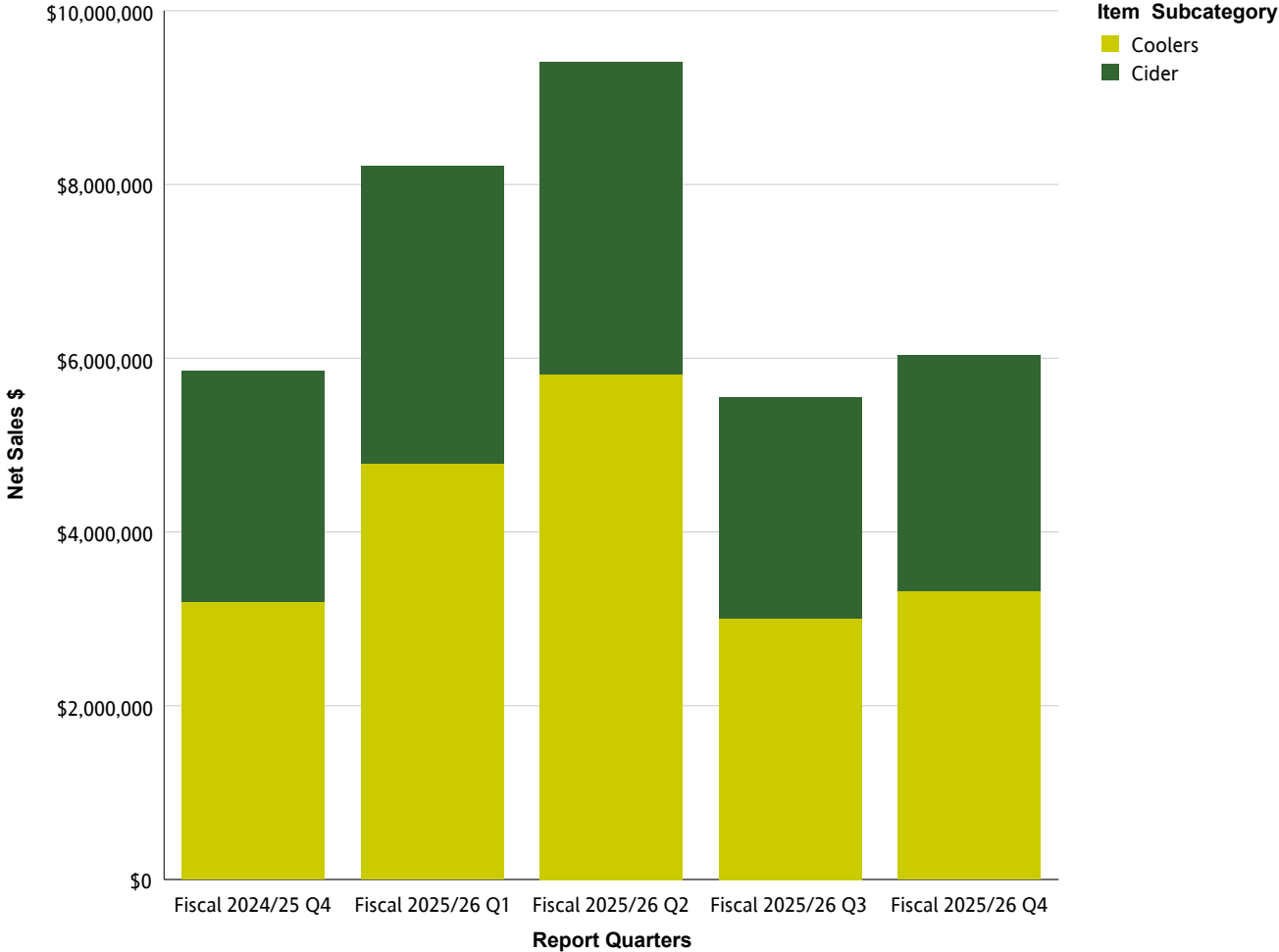


## Beer Sales (Litres)

### Beer

Litres		Fiscal 2024/25 Q4	Fiscal 2025/26 Q1	Fiscal 2025/26 Q2	Fiscal 2025/26 Q3	Fiscal 2025/26 Q4
Domestic - BC Beer	Domestic - BC Commercial Beer	4,126,611	4,221,410	4,237,091	4,201,940	4,045,690
	Domestic - BC Micro Brew Beer	2,274,688	2,622,936	2,750,582	2,125,202	2,158,316
	Domestic - BC Regional Beer	2,652,274	3,143,551	3,118,974	2,631,347	2,728,278
	<b>Summary</b>	<b>9,053,573</b>	<b>9,987,897</b>	<b>10,106,647</b>	<b>8,958,489</b>	<b>8,932,285</b>
Domestic - Other Province Beer	Domestic - Other Province Commercial Beer	1,540,031	1,744,582	1,789,969	1,525,410	1,539,026
	Domestic - Other Province Micro Brew Beer	4,859	4,720	6,248	4,535	7,073
	Domestic - Other Province Regional Beer	45,913	41,164	36,272	38,730	35,491
	<b>Summary</b>	<b>1,590,802</b>	<b>1,790,466</b>	<b>1,832,490</b>	<b>1,568,675</b>	<b>1,581,590</b>
Import Beer	Asia And South Pacific Beer	145,861	166,700	181,961	154,489	170,652
	Europe Beer	855,357	721,386	754,372	871,455	969,010
	Mexico And Caribbean Beer	50,626	62,014	63,477	41,631	55,897
	Other Country Beer	48,007	47,574	53,352	35,803	42,181
	USA Beer	1,497	659	372	46	-41
	<b>Summary</b>	<b>1,101,348</b>	<b>998,333</b>	<b>1,053,533</b>	<b>1,103,424</b>	<b>1,237,698</b>
<b>Summary</b>	<b>11,745,723</b>	<b>12,776,696</b>	<b>12,992,671</b>	<b>11,630,588</b>	<b>11,751,573</b>	

# Refreshment Beverages Sales (Net \$)

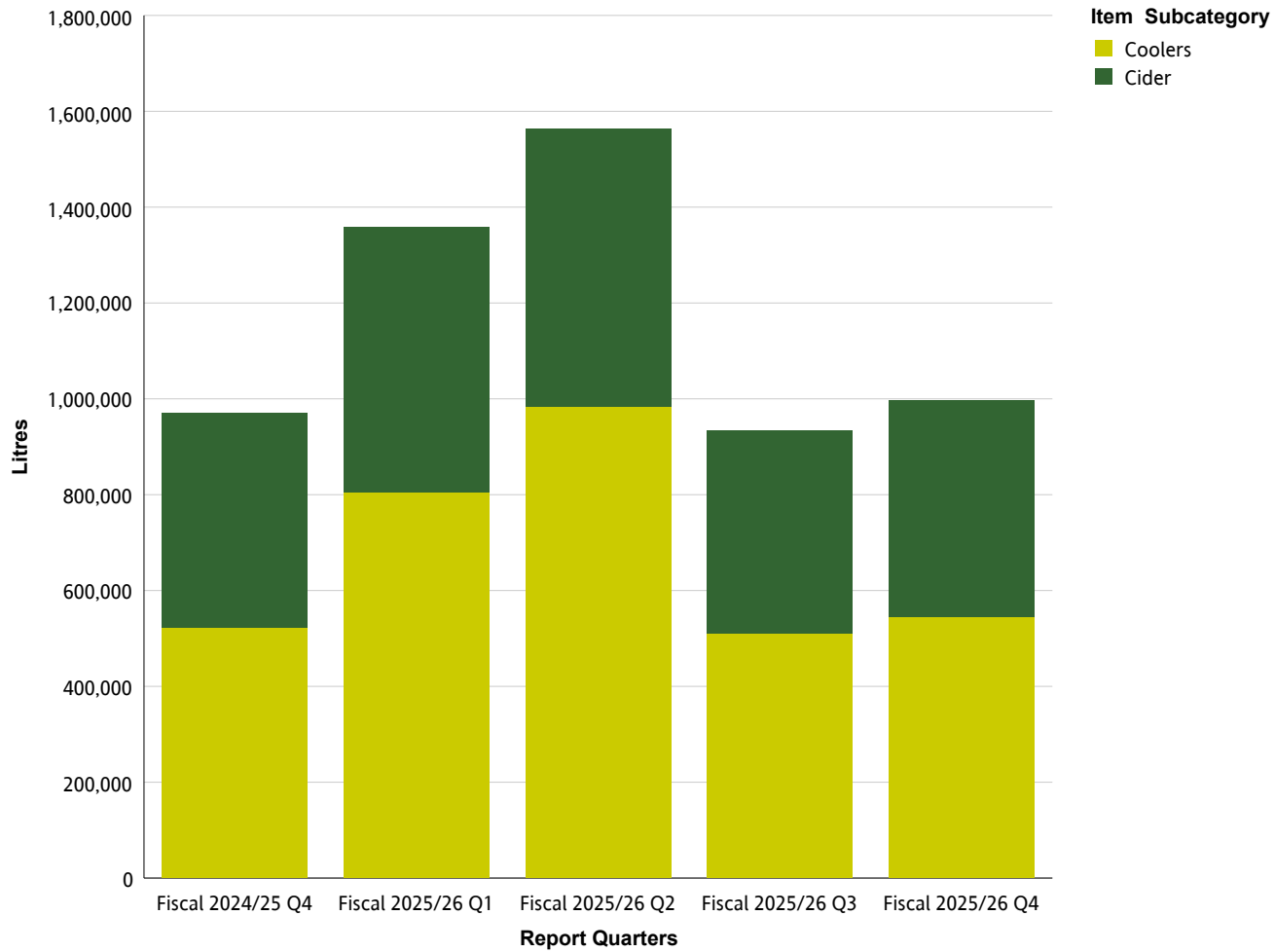


## Refreshment Beverages Sales (Net \$)

### Refreshment Beverages

Net Sales \$		Fiscal 2024/25 Q4	Fiscal 2025/26 Q1	Fiscal 2025/26 Q2	Fiscal 2025/26 Q3	Fiscal 2025/26 Q4
Cider	Domestic Cider	\$1,784,832	\$2,492,916	\$2,639,436	\$1,740,363	\$1,814,313
	Import Cider	\$878,067	\$928,579	\$950,980	\$807,829	\$900,550
	<b>Summary</b>	<b>\$2,662,899</b>	<b>\$3,421,494</b>	<b>\$3,590,416</b>	<b>\$2,548,192</b>	<b>\$2,714,863</b>
Coolers	Malt-Based Coolers	\$24,464	\$21,289	\$20,572	\$10,024	\$15,734
	Spirit Coolers	\$3,085,290	\$4,671,665	\$5,694,003	\$2,922,996	\$3,246,962
	Wine/Fruit Coolers	\$80,739	\$99,675	\$97,194	\$69,587	\$60,292
	<b>Summary</b>	<b>\$3,190,493</b>	<b>\$4,792,628</b>	<b>\$5,811,770</b>	<b>\$3,002,607</b>	<b>\$3,322,988</b>
<b>Summary</b>		<b>\$5,853,393</b>	<b>\$8,214,123</b>	<b>\$9,402,186</b>	<b>\$5,550,799</b>	<b>\$6,037,852</b>

## Refreshment Beverages Sales (Litres)

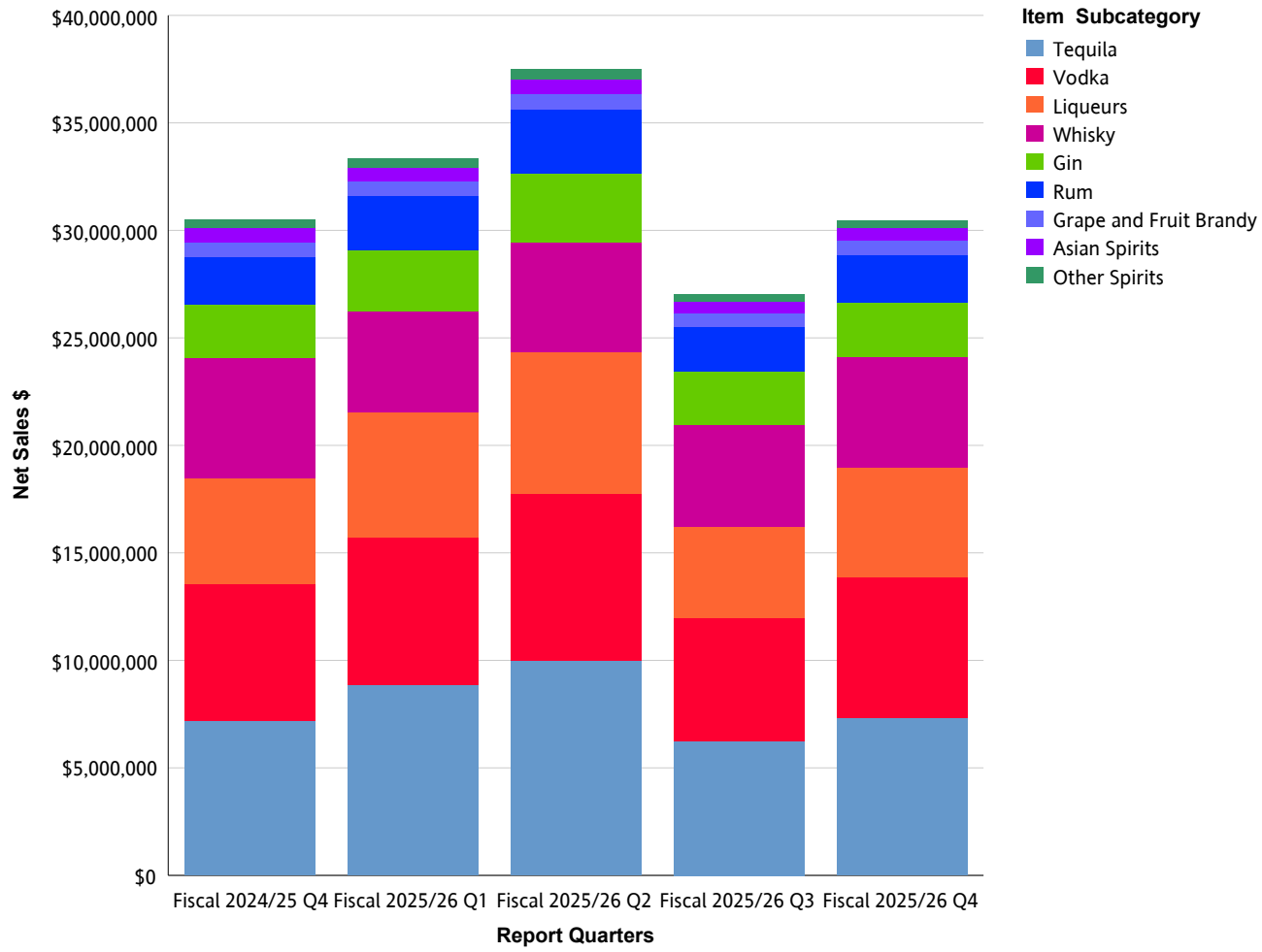


## Refreshment Beverages Sales (Litres)

### Refreshment Beverages

Litres		Fiscal 2024/25 Q4	Fiscal 2025/26 Q1	Fiscal 2025/26 Q2	Fiscal 2025/26 Q3	Fiscal 2025/26 Q4
Cider	Domestic Cider	281,765	374,995	399,294	269,178	285,190
	Import Cider	165,663	178,048	181,295	154,202	166,988
	<b>Summary</b>	<b>447,428</b>	<b>553,043</b>	<b>580,589</b>	<b>423,380</b>	<b>452,179</b>
Coolers	Malt-Based Coolers	4,434	3,816	3,763	1,864	2,876
	Spirit Coolers	507,692	787,314	966,652	498,162	534,530
	Wine/Fruit Coolers	10,854	13,087	12,692	10,289	8,423
	<b>Summary</b>	<b>522,981</b>	<b>804,217</b>	<b>983,107</b>	<b>510,316</b>	<b>545,829</b>
<b>Summary</b>		<b>970,409</b>	<b>1,357,260</b>	<b>1,563,696</b>	<b>933,696</b>	<b>998,008</b>

## Spirits Sales (Net \$)



## Spirits Sales (Net \$)

### Spirits

Net Sales \$		Fiscal 2024/25 Q4	Fiscal 2025/26 Q1	Fiscal 2025/26 Q2	Fiscal 2025/26 Q3	Fiscal 2025/26 Q4
Asian Spirits	China Spirits	\$149,404	\$95,449	\$107,482	\$83,322	\$100,304
	Korea Spirits	\$487,395	\$508,394	\$547,319	\$457,125	\$469,465
	Other Country Asian Spirits	\$53,755	\$44,044	\$57,046	\$37,330	\$48,925
	<b>Summary</b>	<b>\$690,555</b>	<b>\$647,887</b>	<b>\$711,847</b>	<b>\$577,778</b>	<b>\$618,694</b>
Gin	Dry Gin	\$2,271,706	\$2,569,325	\$2,956,416	\$2,297,794	\$2,278,500
	Flavoured Gin	\$91,707	\$109,472	\$120,642	\$86,131	\$87,157
	Other Gin	\$91,395	\$127,856	\$153,945	\$120,923	\$121,355
	<b>Summary</b>	<b>\$2,454,808</b>	<b>\$2,806,652</b>	<b>\$3,231,003</b>	<b>\$2,504,848</b>	<b>\$2,487,012</b>
Grape and Fruit Brandy	Armagnac	\$7,964	\$8,177	\$6,371	\$10,893	\$13,442
	Brandy	\$147,742	\$164,151	\$182,330	\$141,722	\$149,069
	Cognac	\$399,986	\$327,601	\$344,077	\$292,421	\$301,949
	Eau de Vie	\$35,234	\$41,640	\$49,227	\$61,252	\$47,926
	Grappa And Marc	\$25,787	\$23,410	\$16,121	\$21,062	\$24,073
	Pisco	\$77,232	\$84,907	\$97,663	\$60,719	\$106,634
	<b>Summary</b>	<b>\$693,945</b>	<b>\$649,885</b>	<b>\$695,790</b>	<b>\$588,069</b>	<b>\$643,092</b>
Liqueurs	Anise And Herbal/Spice Liqueurs	\$1,668,397	\$2,009,096	\$2,328,323	\$1,418,647	\$1,772,720
	Coffee And Cocoa Liqueurs	\$517,025	\$506,942	\$602,224	\$495,958	\$584,561
	Cream/Dairy Liqueurs	\$486,179	\$501,818	\$528,755	\$436,612	\$499,880
	Fruit Liqueurs	\$1,575,978	\$2,101,082	\$2,347,390	\$1,323,849	\$1,613,593
	Nut Liqueurs	\$242,960	\$246,997	\$286,522	\$243,291	\$253,748
	Other Liqueurs	\$291,472	\$404,574	\$456,865	\$292,611	\$320,447
	Whiskey Liqueurs	\$95,445	\$53,702	\$60,404	\$47,214	\$48,838
	<b>Summary</b>	<b>\$4,877,456</b>	<b>\$5,824,212</b>	<b>\$6,610,484</b>	<b>\$4,258,183</b>	<b>\$5,093,789</b>
Other Spirits	Cachaca	\$14,013	\$19,372	\$21,731	\$13,902	\$14,419
	Flavoured Spirits	\$7,377	\$10,213	\$10,843	\$19,372	\$9,206
	Miscellaneous/Other Spirits	\$24,060	\$33,446	\$29,779	\$39,916	\$32,520

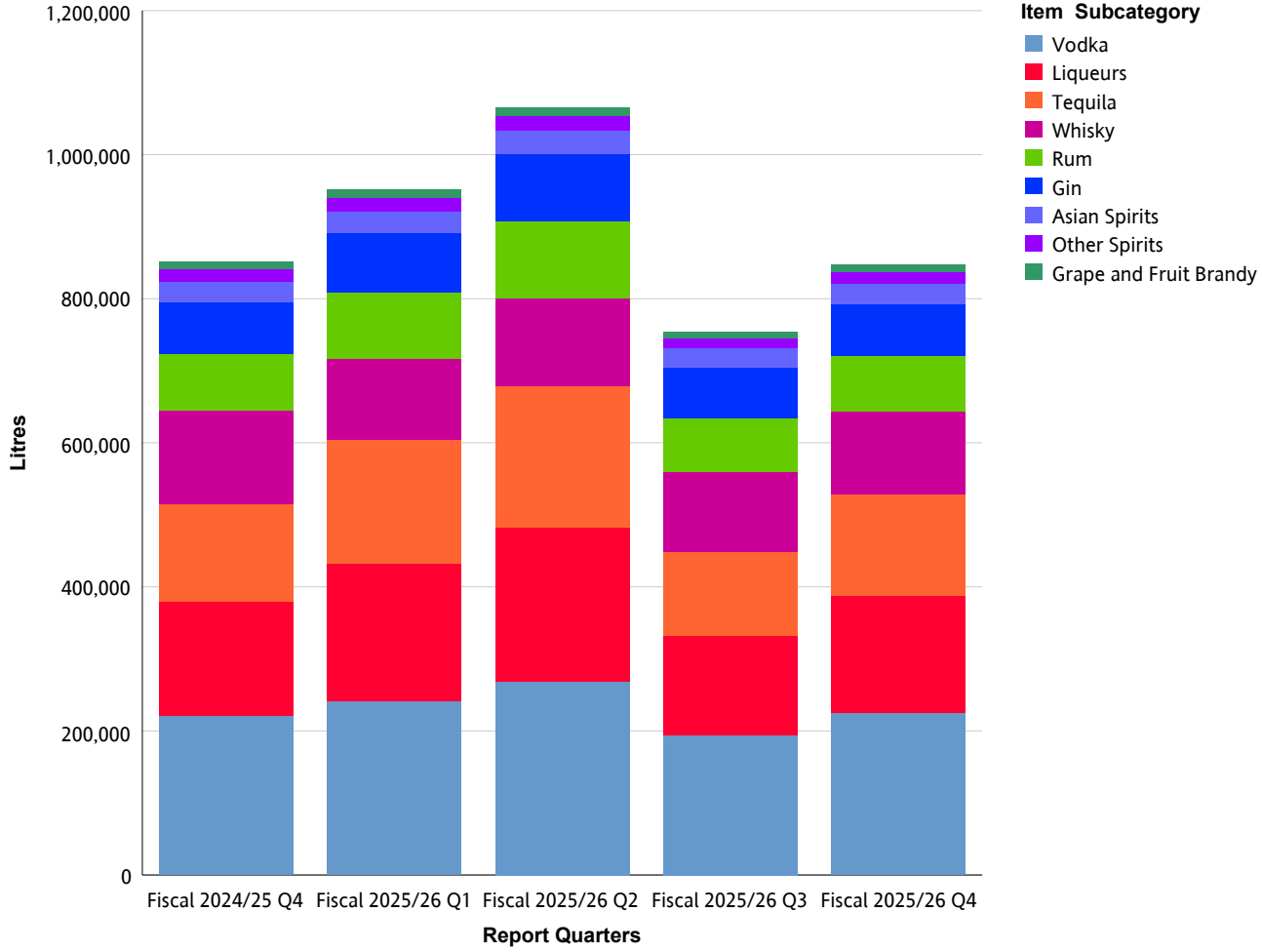
## Spirits Sales (Net \$)

Net Sales \$		Fiscal 2024/25 Q4	Fiscal 2025/26 Q1	Fiscal 2025/26 Q2	Fiscal 2025/26 Q3	Fiscal 2025/26 Q4
Other Spirits	Moonshine Spirits	\$3,911	\$5,917	\$3,665	\$10,074	\$3,957
	Ready to Mix Cocktails	\$287,544	\$330,386	\$367,055	\$231,066	\$283,246
	Ready to Serve Cocktails	\$18,343	\$27,688	\$31,305	\$11,740	\$10,931
	Schnapps and Akvavit	\$11,556	\$10,588	\$7,969	\$8,854	\$7,427
	<b>Summary</b>	<b>\$366,804</b>	<b>\$437,609</b>	<b>\$472,346</b>	<b>\$334,923</b>	<b>\$361,707</b>
Rum	Amber Rum	\$268,104	\$366,138	\$414,863	\$295,451	\$301,095
	Dark Rum	\$242,485	\$255,260	\$293,747	\$246,763	\$240,454
	Flavoured Rum	\$24,976	\$27,227	\$30,371	\$34,572	\$23,186
	Spiced Rum	\$796,562	\$777,945	\$855,272	\$730,666	\$814,417
	White Rum	\$877,458	\$1,138,457	\$1,381,855	\$780,049	\$851,071
	<b>Summary</b>	<b>\$2,209,585</b>	<b>\$2,565,027</b>	<b>\$2,976,108</b>	<b>\$2,087,500</b>	<b>\$2,230,224</b>
Tequila	Blanco/Silver Tequila	\$3,468,136	\$4,306,892	\$4,973,668	\$2,970,547	\$3,576,346
	Flavoured Tequila	\$119,745	\$174,329	\$192,344	\$109,017	\$120,770
	Gold Tequila	\$3,137,017	\$3,782,143	\$4,248,485	\$2,768,136	\$3,131,044
	Mezcal	\$464,352	\$570,848	\$569,157	\$384,080	\$492,033
	<b>Summary</b>	<b>\$7,189,250</b>	<b>\$8,834,212</b>	<b>\$9,983,654</b>	<b>\$6,231,780</b>	<b>\$7,320,193</b>
Vodka	Flavoured Vodka	\$774,409	\$932,870	\$996,509	\$655,093	\$750,357
	Straight Vodka	\$5,622,074	\$5,968,368	\$6,752,378	\$5,070,355	\$5,795,590
	<b>Summary</b>	<b>\$6,396,484</b>	<b>\$6,901,239</b>	<b>\$7,748,887</b>	<b>\$5,725,448</b>	<b>\$6,545,947</b>
Whisky	American Whiskey	\$409,141	\$150,836	\$152,102	\$139,296	\$99,862
	Blended Malt Scotch Whisky	\$12,328	\$13,597	\$14,520	\$15,910	\$15,385
	Blended Scotch Whisky	\$279,832	\$303,308	\$326,145	\$334,329	\$301,223
	Bourbon Whiskey	\$1,534,093	\$608,168	\$628,231	\$421,035	\$284,438
	Canadian Whisky	\$1,387,653	\$1,729,144	\$1,948,816	\$1,894,451	\$2,064,826
	Flavoured Whisky	\$7,459	\$10,082	\$6,222	\$7,633	\$6,353
	Irish Whiskey	\$1,027,094	\$947,265	\$1,011,978	\$851,281	\$1,096,064
	Other Country Whisky	\$261,469	\$267,126	\$242,926	\$266,859	\$367,824
	Single Malt Scotch Whisky	\$700,916	\$674,431	\$751,761	\$797,216	\$952,292

## Spirits Sales (Net \$)

Net Sales \$		Fiscal 2024/25 Q4	Fiscal 2025/26 Q1	Fiscal 2025/26 Q2	Fiscal 2025/26 Q3	Fiscal 2025/26 Q4
Whisky	Summary	\$5,619,986	\$4,703,957	\$5,082,700	\$4,728,009	\$5,188,266
<b>Summary</b>		<b>\$30,498,872</b>	<b>\$33,370,681</b>	<b>\$37,512,820</b>	<b>\$27,036,540</b>	<b>\$30,488,923</b>

# Spirits Sales (Litres)



## Spirits Sales (Litres)

### Spirits

Litres		Fiscal 2024/25 Q4	Fiscal 2025/26 Q1	Fiscal 2025/26 Q2	Fiscal 2025/26 Q3	Fiscal 2025/26 Q4
Asian Spirits	China Spirits	1,233	1,156	1,368	1,235	2,138
	Korea Spirits	26,097	27,199	29,713	24,241	25,009
	Other Country Asian Spirits	1,336	1,016	1,219	863	1,130
	<b>Summary</b>	<b>28,666</b>	<b>29,370</b>	<b>32,300</b>	<b>26,339</b>	<b>28,277</b>
Gin	Dry Gin	67,851	77,717	87,903	67,026	67,671
	Flavoured Gin	2,224	2,817	3,130	2,059	2,090
	Other Gin	1,714	2,423	2,887	2,356	2,288
	<b>Summary</b>	<b>71,789</b>	<b>82,957</b>	<b>93,920</b>	<b>71,442</b>	<b>72,048</b>
Grape and Fruit Brandy	Armagnac	73	89	58	77	85
	Brandy	4,799	5,289	5,823	4,577	4,796
	Cognac	2,584	2,656	2,525	2,200	2,394
	Eau de Vie	571	637	763	1,020	711
	Grappa And Marc	357	329	238	261	319
	Pisco	1,709	1,890	2,153	1,329	2,229
	<b>Summary</b>	<b>10,094</b>	<b>10,891</b>	<b>11,559</b>	<b>9,464</b>	<b>10,534</b>
Liqueurs	Anise And Herbal/Spice Liqueurs	48,078	60,604	69,723	41,562	50,869
	Coffee And Cocoa Liqueurs	19,769	18,991	21,697	18,344	21,036
	Cream/Dairy Liqueurs	16,910	16,929	17,669	15,620	17,097
	Fruit Liqueurs	53,701	72,919	81,062	44,650	54,746
	Nut Liqueurs	8,261	9,131	10,502	8,733	8,600
	Other Liqueurs	8,597	10,537	11,347	7,737	8,455
	Whiskey Liqueurs	2,643	1,583	1,677	1,355	1,348
	<b>Summary</b>	<b>157,959</b>	<b>190,694</b>	<b>213,678</b>	<b>138,001</b>	<b>162,151</b>
Other Spirits	Cachaca	384	565	598	396	428
	Flavoured Spirits	136	205	190	396	186
	Miscellaneous/Other Spirits	512	624	622	801	563

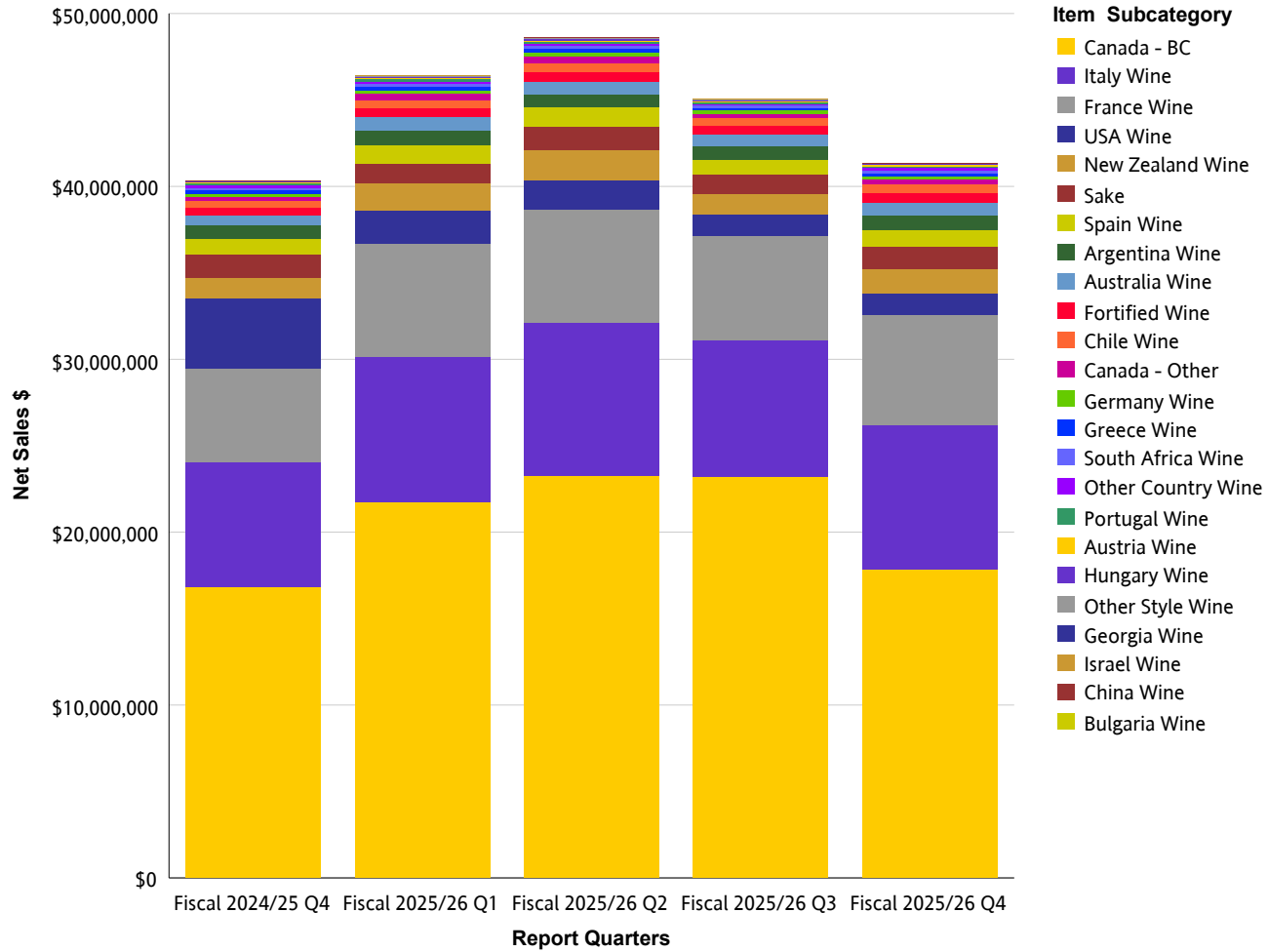
## Spirits Sales (Litres)

Litres		Fiscal 2024/25 Q4	Fiscal 2025/26 Q1	Fiscal 2025/26 Q2	Fiscal 2025/26 Q3	Fiscal 2025/26 Q4
Other Spirits	Moonshine Spirits	102	137	96	257	111
	Ready to Mix Cocktails	14,390	16,470	18,258	11,607	14,069
	Ready to Serve Cocktails	606	817	899	345	283
	Schnapps and Akvavit	224	210	164	162	154
	<b>Summary</b>	<b>16,354</b>	<b>19,028</b>	<b>20,828</b>	<b>13,965</b>	<b>15,794</b>
Rum	Amber Rum	7,220	9,970	10,779	7,751	7,633
	Dark Rum	8,241	8,781	10,144	8,400	8,010
	Flavoured Rum	623	649	702	780	469
	Spiced Rum	27,656	26,788	29,221	25,851	27,895
	White Rum	34,823	45,304	55,433	31,361	33,902
	<b>Summary</b>	<b>78,564</b>	<b>91,492</b>	<b>106,279</b>	<b>74,142</b>	<b>77,908</b>
Tequila	Blanco/Silver Tequila	70,840	89,740	104,389	60,866	74,011
	Flavoured Tequila	2,158	3,409	3,841	2,047	2,306
	Gold Tequila	56,148	71,349	80,336	48,237	57,520
	Mezcal	6,862	8,386	8,523	5,591	7,272
	<b>Summary</b>	<b>136,008</b>	<b>172,884</b>	<b>197,089</b>	<b>116,741</b>	<b>141,109</b>
Vodka	Flavoured Vodka	24,148	29,673	31,443	20,359	23,417
	Straight Vodka	197,046	211,242	236,749	173,361	201,749
	<b>Summary</b>	<b>221,194</b>	<b>240,915</b>	<b>268,192</b>	<b>193,720</b>	<b>225,166</b>
Whisky	American Whiskey	10,214	3,853	3,883	3,412	1,844
	Blended Malt Scotch Whisky	200	235	240	270	239
	Blended Scotch Whisky	5,120	5,838	6,205	6,168	5,351
	Bourbon Whiskey	33,460	13,269	13,616	9,694	5,164
	Canadian Whisky	45,659	55,353	62,384	58,487	62,722
	Flavoured Whisky	226	296	194	231	198
	Irish Whiskey	26,831	24,576	25,950	22,493	27,838
	Other Country Whisky	2,744	2,808	2,774	2,766	3,671
	Single Malt Scotch Whisky	5,942	6,374	6,727	7,210	7,595

## Spirits Sales (Litres)

Litres		Fiscal 2024/25 Q4	Fiscal 2025/26 Q1	Fiscal 2025/26 Q2	Fiscal 2025/26 Q3	Fiscal 2025/26 Q4
Whisky	<b>Summary</b>	130,397	112,602	121,973	110,731	114,621
<b>Summary</b>		851,023	950,833	1,065,817	754,545	847,609

## Wine Sales (Net \$)



## Wine Sales (Net \$)

### Wine

Net Sales \$		Fiscal 2024/25 Q4	Fiscal 2025/26 Q1	Fiscal 2025/26 Q2	Fiscal 2025/26 Q3	Fiscal 2025/26 Q4
Argentina Wine	Argentina Red Wine	\$683,206	\$735,005	\$687,761	\$744,591	\$765,511
	Argentina Rose Wine	\$6,832	\$7,619	\$3,683	\$2,780	\$2,354
	Argentina Sparkling Wine	\$7,121	\$5,819	\$11,005	\$5,376	\$11,547
	Argentina White Wine	\$38,533	\$59,931	\$75,089	\$46,979	\$71,427
	<b>Summary</b>	<b>\$735,692</b>	<b>\$808,374</b>	<b>\$777,538</b>	<b>\$799,725</b>	<b>\$850,839</b>
Australia Wine	Australia Fruit and Dessert Wine	\$0	\$0	\$0	\$0	\$0
	Australia Red Wine	\$391,847	\$489,599	\$424,050	\$482,505	\$530,417
	Australia Rose Wine	\$15,959	\$17,195	\$17,302	\$8,505	\$11,185
	Australia Sparkling Wine	\$59,754	\$86,639	\$92,513	\$43,562	\$64,699
	Australia White Wine	\$120,992	\$195,994	\$200,802	\$139,582	\$142,522
	<b>Summary</b>	<b>\$588,552</b>	<b>\$789,427</b>	<b>\$734,666</b>	<b>\$674,154</b>	<b>\$748,823</b>
Austria Wine	Austria Fruit and Dessert Wine	\$104	\$848	\$434	\$478	\$1,545
	Austria Red Wine	\$12,059	\$14,379	\$12,472	\$9,181	\$18,266
	Austria Rose Wine	\$10,164	\$10,269	\$5,986	\$3,980	\$4,301
	Austria Sparkling Wine	\$255	\$1,119	\$2,852	\$2,380	\$3,192
	Austria White Wine	\$50,642	\$54,809	\$67,302	\$44,478	\$49,873
	<b>Summary</b>	<b>\$73,223</b>	<b>\$81,424</b>	<b>\$89,046</b>	<b>\$60,498</b>	<b>\$77,177</b>
Bulgaria Wine	Bulgaria Red Wine	\$0	\$0	\$0	\$0	\$0
	Bulgaria White Wine	\$0	\$0	\$0	\$0	\$0
	<b>Summary</b>	<b>\$0</b>	<b>\$0</b>	<b>\$0</b>	<b>\$0</b>	<b>\$0</b>
Canada - BC	Canada - BC Dessert Wine	\$4,466	\$6,776	\$1,988	\$8,108	\$4,078
	Canada - BC Fruit Wine	\$47,007	\$70,597	\$88,395	\$217,686	\$43,078
	Canada - BC Ice Wine	\$49,942	\$55,357	\$66,551	\$52,425	\$52,197
	Canada - BC Red Wine	\$7,731,613	\$8,833,408	\$8,970,473	\$11,045,712	\$8,407,031
	Canada - BC Rose Wine	\$788,358	\$1,688,862	\$1,935,809	\$948,870	\$837,094
	Canada - BC Sparkling Wine	\$1,080,128	\$1,252,239	\$1,369,595	\$1,565,533	\$886,028

## Wine Sales (Net \$)

Net Sales \$		Fiscal 2024/25 Q4	Fiscal 2025/26 Q1	Fiscal 2025/26 Q2	Fiscal 2025/26 Q3	Fiscal 2025/26 Q4
Canada - BC	Canada - BC White Wine	\$7,110,508	\$9,844,009	\$10,797,948	\$9,379,691	\$7,640,500
	<b>Summary</b>	<b>\$16,812,022</b>	<b>\$21,751,250</b>	<b>\$23,230,758</b>	<b>\$23,218,026</b>	<b>\$17,870,006</b>
Canada - Other	Canada - Other Dessert Wine	\$3,159	\$2,106	\$2,459	\$3,744	\$1,053
	Canada - Other Fruit Wine	\$0	\$0	\$0	\$0	\$0
	Canada - Other Ice Wine	\$2,173	\$2,092	\$5,092	\$12,113	\$13,884
	Canada - Other Red Wine	\$3,222	\$7,449	\$14,692	\$10,000	\$11,456
	Canada - Other Rose Wine	\$648	\$3,520	\$5,309	\$668	\$2,195
	Canada - Other Sparkling Wine	\$177,924	\$308,774	\$329,586	\$220,188	\$231,876
	Canada - Other White Wine	\$11,613	\$18,822	\$37,774	\$7,203	\$11,663
	<b>Summary</b>	<b>\$198,740</b>	<b>\$342,762</b>	<b>\$394,913</b>	<b>\$253,918</b>	<b>\$272,127</b>
Chile Wine	Chile Fruit and Dessert Wine	\$320	\$0	\$168	\$509	\$0
	Chile Red Wine	\$251,010	\$267,120	\$278,747	\$291,774	\$329,734
	Chile Rose Wine	\$6,341	\$16,279	\$18,238	\$4,466	\$6,012
	Chile Sparkling Wine	\$1,063	\$150	\$117	\$2,425	\$637
	Chile White Wine	\$128,153	\$185,799	\$191,836	\$125,882	\$147,113
	<b>Summary</b>	<b>\$386,886</b>	<b>\$469,349</b>	<b>\$489,106</b>	<b>\$425,056</b>	<b>\$483,496</b>
China Wine	China Fruit and Dessert Wine	\$160	\$0	\$455	\$0	\$312
	China Red Wine	\$0	\$0	\$0	\$0	\$501
	China White Wine	\$0	\$0	\$0	\$0	\$125
	<b>Summary</b>	<b>\$160</b>	<b>\$0</b>	<b>\$455</b>	<b>\$0</b>	<b>\$938</b>
Fortified Wine	Other Fortified Domestic Wine	\$36,660	\$28,077	\$33,431	\$44,967	\$28,185
	Other Fortified Import Wine	\$93,603	\$136,098	\$119,629	\$94,920	\$118,332
	Port Wine	\$83,017	\$67,470	\$76,992	\$103,027	\$88,874
	Sherry Wine	\$35,426	\$39,607	\$36,400	\$29,834	\$36,848
	Vermouth Wine	\$218,162	\$252,454	\$281,435	\$261,975	\$281,523
	<b>Summary</b>	<b>\$466,867</b>	<b>\$523,706</b>	<b>\$547,888</b>	<b>\$534,724</b>	<b>\$553,762</b>
France Wine	France Champagne Wine	\$1,191,959	\$1,174,167	\$1,458,197	\$1,644,265	\$1,503,614
	France Fruit and Dessert Wine	\$11,685	\$9,653	\$6,133	\$15,009	\$8,647

## Wine Sales (Net \$)

Net Sales \$		Fiscal 2024/25 Q4	Fiscal 2025/26 Q1	Fiscal 2025/26 Q2	Fiscal 2025/26 Q3	Fiscal 2025/26 Q4
France Wine	France Red Wine	\$1,933,869	\$2,047,164	\$1,649,121	\$2,087,102	\$2,082,309
	France Rose Wine	\$335,265	\$771,086	\$848,905	\$329,967	\$425,483
	France Sparkling Wine	\$203,731	\$253,349	\$276,441	\$199,693	\$206,556
	France White Wine	\$1,715,496	\$2,283,941	\$2,255,088	\$1,786,890	\$2,164,881
	<b>Summary</b>	<b>\$5,392,004</b>	<b>\$6,539,360</b>	<b>\$6,493,886</b>	<b>\$6,062,927</b>	<b>\$6,391,489</b>
Georgia Wine	Georgia Red Wine	\$9,703	\$10,650	\$11,740	\$8,886	\$11,858
	Georgia Rose Wine	\$0	\$347	\$173	\$0	\$173
	Georgia Sparkling Wine	\$0	\$880	\$654	\$226	\$441
	Georgia White Wine	\$7,008	\$13,454	\$8,747	\$8,162	\$8,187
	<b>Summary</b>	<b>\$16,712</b>	<b>\$25,331</b>	<b>\$21,315</b>	<b>\$17,275</b>	<b>\$20,659</b>
Germany Wine	Germany Fruit and Dessert Wine	\$0	\$0	\$0	\$0	\$0
	Germany Red Wine	\$13,980	\$17,103	\$35,111	\$13,540	\$30,918
	Germany Rose Wine	\$324	\$0	\$649	\$0	\$1,298
	Germany Sparkling Wine	\$121,266	\$125,607	\$127,388	\$98,263	\$103,595
	Germany White Wine	\$63,236	\$70,810	\$101,001	\$64,816	\$77,885
	<b>Summary</b>	<b>\$198,805</b>	<b>\$213,519</b>	<b>\$264,149</b>	<b>\$176,619</b>	<b>\$213,695</b>
Greece Wine	Greece Fruit and Dessert Wine	\$2,520	\$0	\$0	\$0	\$3,744
	Greece Red Wine	\$93,846	\$96,516	\$78,378	\$72,728	\$90,202
	Greece Rose Wine	\$2,946	\$12,778	\$11,697	\$5,634	\$6,008
	Greece Sparkling Wine	\$4,224	\$7,291	\$3,085	\$4,088	\$1,754
	Greece White Wine	\$104,958	\$108,528	\$100,899	\$54,999	\$70,018
	<b>Summary</b>	<b>\$208,493</b>	<b>\$225,114</b>	<b>\$194,058</b>	<b>\$137,449</b>	<b>\$171,725</b>
Hungary Wine	Hungary Fruit and Dessert Wine	\$10,053	\$6,416	\$7,864	\$8,273	\$8,466
	Hungary Red Wine	\$1,761	\$2,602	\$5,595	\$11,331	\$5,230
	Hungary Rose Wine	\$0	\$0	\$110	\$0	\$219
	Hungary Sparkling Wine	\$21,278	\$23,776	\$47,081	\$16,897	\$15,211
	Hungary White Wine	\$7,422	\$6,719	\$16,537	\$10,761	\$15,098
	<b>Summary</b>	<b>\$40,514</b>	<b>\$39,513</b>	<b>\$77,187</b>	<b>\$47,262</b>	<b>\$44,225</b>

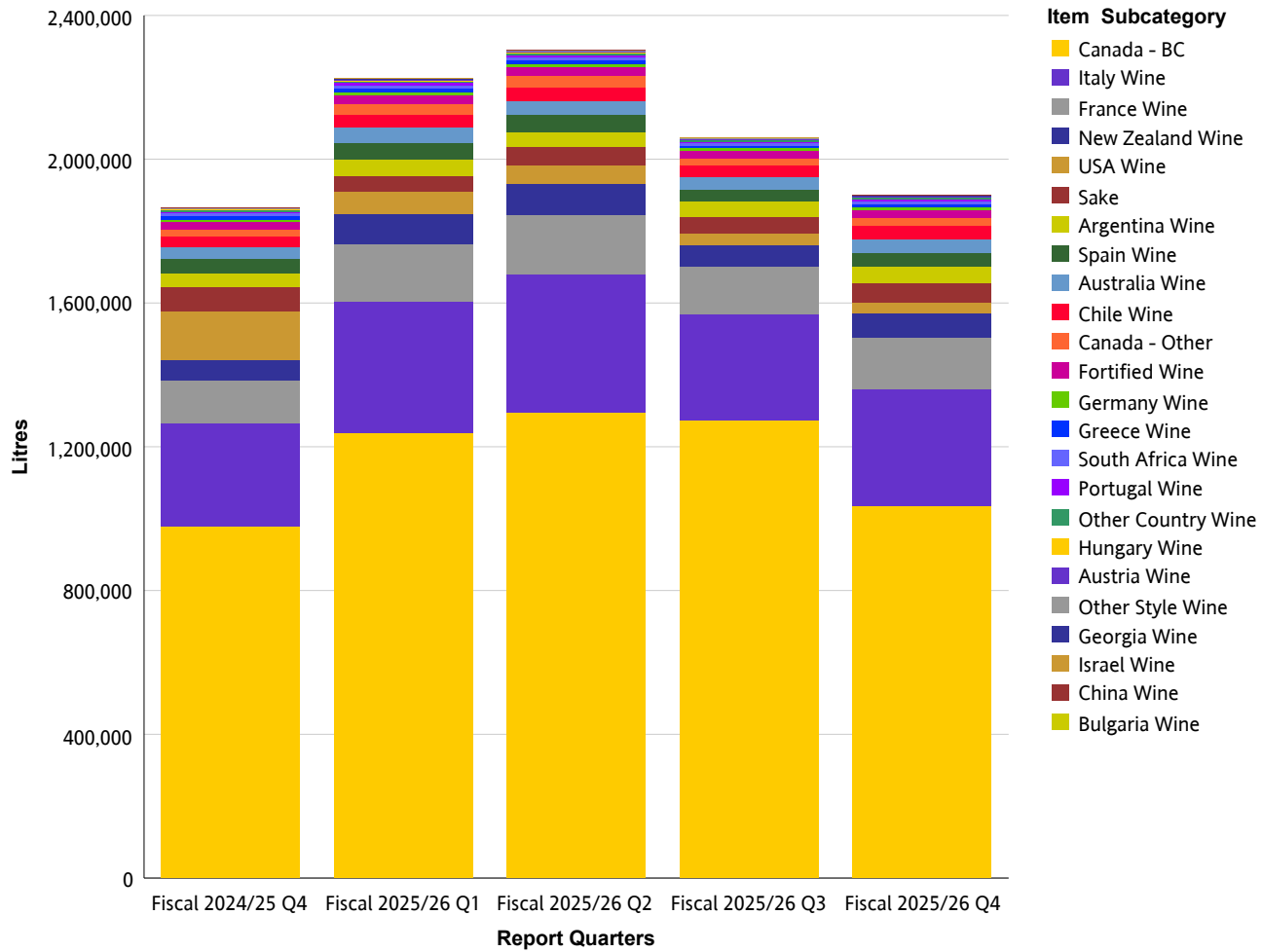
## Wine Sales (Net \$)

Net Sales \$		Fiscal 2024/25 Q4	Fiscal 2025/26 Q1	Fiscal 2025/26 Q2	Fiscal 2025/26 Q3	Fiscal 2025/26 Q4
Israel Wine	Israel Red Wine	\$114	\$160	\$139	\$370	\$679
	Israel Rose Wine	\$0	\$23	\$0	\$0	\$0
	Israel White Wine	\$45	\$19	\$0	\$0	\$37
	<b>Summary</b>	<b>\$159</b>	<b>\$201</b>	<b>\$139</b>	<b>\$370</b>	<b>\$716</b>
Italy Wine	Italy Fruit and Dessert Wine	\$3,554	\$8,839	\$4,111	\$9,405	\$5,730
	Italy Red Wine	\$3,779,795	\$3,674,437	\$3,710,644	\$4,598,584	\$4,368,159
	Italy Rose Wine	\$69,327	\$146,373	\$169,553	\$66,017	\$77,430
	Italy Sparkling Wine	\$581,741	\$807,786	\$924,921	\$502,471	\$607,942
	Italy White Wine	\$1,522,164	\$2,067,250	\$2,218,552	\$1,533,806	\$1,820,247
	Prosecco Wine	\$1,302,845	\$1,681,727	\$1,882,688	\$1,165,835	\$1,443,549
	<b>Summary</b>	<b>\$7,259,426</b>	<b>\$8,386,412</b>	<b>\$8,910,469</b>	<b>\$7,876,119</b>	<b>\$8,323,057</b>
New Zealand Wine	New Zealand Fruit and Dessert Wine	\$0	\$0	\$0	\$0	\$0
	New Zealand Red Wine	\$42,359	\$65,066	\$74,971	\$68,845	\$79,360
	New Zealand Rose Wine	\$7,377	\$14,460	\$17,060	\$8,088	\$8,433
	New Zealand Sparkling Wine	\$4,840	\$3,084	\$2,638	\$1,406	\$1,602
	New Zealand White Wine	\$1,175,973	\$1,497,662	\$1,636,921	\$1,069,292	\$1,328,496
	<b>Summary</b>	<b>\$1,230,550</b>	<b>\$1,580,272</b>	<b>\$1,731,590</b>	<b>\$1,147,630</b>	<b>\$1,417,891</b>
Other Country Wine	Other Country Fruit and Dessert Wine	\$68,223	\$65,558	\$69,495	\$54,652	\$64,063
	Other Country Red Wine	\$29,448	\$31,877	\$25,264	\$20,452	\$36,141
	Other Country Rose Wine	\$5,280	\$4,020	\$11,901	\$1,728	\$2,606
	Other Country Sparkling Wine	\$11,265	\$5,654	\$6,416	\$7,675	\$8,421
	Other Country White Wine	\$16,859	\$30,928	\$23,888	\$18,249	\$36,433
	<b>Summary</b>	<b>\$131,075</b>	<b>\$138,036</b>	<b>\$136,964</b>	<b>\$102,756</b>	<b>\$147,663</b>
Other Style Wine	Aperitif And Flavoured Wine	\$3,977	\$4,142	\$4,376	\$2,798	\$2,230
	Mead	\$16,213	\$26,573	\$28,426	\$55,998	\$29,841
	Rice Wine	\$9,310	\$8,857	\$8,708	\$4,768	\$6,770
	<b>Summary</b>	<b>\$29,500</b>	<b>\$39,572</b>	<b>\$41,510</b>	<b>\$63,564</b>	<b>\$38,841</b>
Portugal Wine	Portugal Fruit and Dessert Wine	\$1,427	\$1,168	\$210	\$1,681	\$629

## Wine Sales (Net \$)

Net Sales \$		Fiscal 2024/25 Q4	Fiscal 2025/26 Q1	Fiscal 2025/26 Q2	Fiscal 2025/26 Q3	Fiscal 2025/26 Q4
Portugal Wine	Portugal Red Wine	\$42,939	\$45,615	\$33,110	\$39,537	\$41,141
	Portugal Rose Wine	\$3,590	\$7,329	\$7,766	\$3,192	\$5,948
	Portugal Sparkling Wine	\$702	\$1,406	\$479	\$958	\$3,477
	Portugal White Wine	\$51,485	\$70,033	\$61,438	\$45,301	\$56,006
	<b>Summary</b>	<b>\$100,142</b>	<b>\$125,551</b>	<b>\$103,003</b>	<b>\$90,668</b>	<b>\$107,200</b>
Sake	Japan Sake	\$945,559	\$962,548	\$1,301,224	\$1,125,081	\$1,281,675
	Other Country Sake	\$25,682	\$28,338	\$30,012	\$30,144	\$26,457
	USA Sake	\$357,521	\$185,052	\$39,416	\$11,669	\$7,857
	<b>Summary</b>	<b>\$1,328,762</b>	<b>\$1,175,938</b>	<b>\$1,370,651</b>	<b>\$1,166,894</b>	<b>\$1,315,989</b>
South Africa Wine	South Africa Fruit and Dessert Wine	\$478	\$159	\$0	\$80	\$80
	South Africa Red Wine	\$64,169	\$51,810	\$51,583	\$54,486	\$53,135
	South Africa Rose Wine	\$1,618	\$2,419	\$1,931	\$927	\$850
	South Africa Sparkling Wine	\$168	\$104	\$2,467	\$4,049	\$1,352
	South Africa White Wine	\$81,634	\$107,156	\$102,548	\$72,628	\$92,082
	<b>Summary</b>	<b>\$148,066</b>	<b>\$161,648</b>	<b>\$158,530</b>	<b>\$132,170</b>	<b>\$147,499</b>
Spain Wine	Spain Fruit and Dessert Wine	\$7,538	\$6,146	\$6,903	\$2,404	\$4,133
	Spain Red Wine	\$478,687	\$458,124	\$457,105	\$426,734	\$478,840
	Spain Rose Wine	\$12,601	\$27,940	\$39,018	\$14,099	\$20,605
	Spain Sparkling Wine	\$316,615	\$394,957	\$403,930	\$251,332	\$298,491
	Spain White Wine	\$131,969	\$187,658	\$189,618	\$112,172	\$138,557
	<b>Summary</b>	<b>\$947,411</b>	<b>\$1,074,825</b>	<b>\$1,096,573</b>	<b>\$806,741</b>	<b>\$940,627</b>
USA Wine	USA Fruit and Dessert Wine	\$27,745	\$0	\$0	\$0	\$0
	USA Red Wine	\$3,294,995	\$1,461,316	\$1,323,345	\$1,053,351	\$1,019,490
	USA Rose Wine	\$21,432	\$28,578	\$16,223	\$3,601	\$2,674
	USA Sparkling Wine	\$14,710	\$18,462	\$17,165	\$5,697	\$2,534
	USA White Wine	\$676,559	\$396,053	\$375,047	\$194,501	\$195,723
	<b>Summary</b>	<b>\$4,035,443</b>	<b>\$1,904,408</b>	<b>\$1,731,780</b>	<b>\$1,257,149</b>	<b>\$1,220,421</b>
<b>Summary</b>	<b>\$40,329,205</b>	<b>\$46,395,992</b>	<b>\$48,596,176</b>	<b>\$45,051,694</b>	<b>\$41,358,865</b>	

## Wine Sales (Litres)



## Wine Sales (Litres)

### Wine

Litres		Fiscal 2024/25 Q4	Fiscal 2025/26 Q1	Fiscal 2025/26 Q2	Fiscal 2025/26 Q3	Fiscal 2025/26 Q4
Argentina Wine	Argentina Red Wine	37,337	39,955	37,651	41,010	40,992
	Argentina Rose Wine	620	747	274	226	200
	Argentina Sparkling Wine	374	306	608	266	567
	Argentina White Wine	2,074	3,265	4,018	2,444	3,541
	<b>Summary</b>	<b>40,405</b>	<b>44,273</b>	<b>42,550</b>	<b>43,945</b>	<b>45,301</b>
Australia Wine	Australia Fruit and Dessert Wine	0	0	0	0	0
	Australia Red Wine	18,426	22,930	20,247	23,668	24,641
	Australia Rose Wine	901	1,149	1,107	614	715
	Australia Sparkling Wine	3,736	5,559	5,806	2,819	4,018
	Australia White Wine	8,245	12,356	12,948	9,060	9,466
	<b>Summary</b>	<b>31,308</b>	<b>41,994</b>	<b>40,108</b>	<b>36,162</b>	<b>38,840</b>
Austria Wine	Austria Fruit and Dessert Wine	2	16	4	9	17
	Austria Red Wine	330	374	362	266	414
	Austria Rose Wine	283	288	148	99	112
	Austria Sparkling Wine	9	32	86	76	99
	Austria White Wine	1,303	1,498	1,768	1,162	1,362
	<b>Summary</b>	<b>1,926</b>	<b>2,206</b>	<b>2,368</b>	<b>1,613</b>	<b>2,004</b>
Bulgaria Wine	Bulgaria Red Wine	0	0	0	0	0
	Bulgaria White Wine	0	0	0	0	0
	<b>Summary</b>	<b>0</b>	<b>0</b>	<b>0</b>	<b>0</b>	<b>0</b>
Canada - BC	Canada - BC Dessert Wine	95	152	46	148	66
	Canada - BC Fruit Wine	2,432	3,507	4,488	10,061	2,119
	Canada - BC Ice Wine	521	695	922	1,222	1,002
	Canada - BC Red Wine	428,513	473,085	463,491	560,346	451,594
	Canada - BC Rose Wine	38,812	83,968	95,062	47,796	43,982
	Canada - BC Sparkling Wine	30,531	45,054	49,391	61,168	32,184

## Wine Sales (Litres)

Litres		Fiscal 2024/25 Q4	Fiscal 2025/26 Q1	Fiscal 2025/26 Q2	Fiscal 2025/26 Q3	Fiscal 2025/26 Q4
Canada - BC	Canada - BC White Wine	475,914	632,059	681,530	592,540	504,024
	<b>Summary</b>	<b>976,817</b>	<b>1,238,519</b>	<b>1,294,930</b>	<b>1,273,281</b>	<b>1,034,971</b>
Canada - Other	Canada - Other Dessert Wine	27	18	22	32	9
	Canada - Other Fruit Wine	0	0	0	0	0
	Canada - Other Ice Wine	24	23	43	106	114
	Canada - Other Red Wine	369	690	887	784	749
	Canada - Other Rose Wine	57	290	233	76	111
	Canada - Other Sparkling Wine	19,279	29,220	30,286	19,421	21,122
	Canada - Other White Wine	682	1,092	1,734	537	616
	<b>Summary</b>	<b>20,438</b>	<b>31,333</b>	<b>33,205</b>	<b>20,956</b>	<b>22,721</b>
Chile Wine	Chile Fruit and Dessert Wine	9	0	4	14	0
	Chile Red Wine	17,726	19,088	18,917	19,345	22,096
	Chile Rose Wine	579	1,593	1,810	459	570
	Chile Sparkling Wine	28	8	6	83	22
	Chile White Wine	11,170	15,644	16,329	10,866	12,922
	<b>Summary</b>	<b>29,511</b>	<b>36,332</b>	<b>37,067</b>	<b>30,766</b>	<b>35,611</b>
China Wine	China Fruit and Dessert Wine	5	0	9	0	8
	China Red Wine	0	0	0	0	18
	China White Wine	0	0	0	0	4
	<b>Summary</b>	<b>5</b>	<b>0</b>	<b>9</b>	<b>0</b>	<b>30</b>
Fortified Wine	Other Fortified Domestic Wine	1,526	1,347	1,371	1,422	1,346
	Other Fortified Import Wine	3,396	4,410	4,188	3,218	4,196
	Port Wine	2,021	1,616	1,805	2,310	1,891
	Sherry Wine	1,224	1,352	1,343	971	1,342
	Vermouth Wine	11,779	13,022	14,624	12,396	13,272
	<b>Summary</b>	<b>19,947</b>	<b>21,747</b>	<b>23,330</b>	<b>20,318</b>	<b>22,047</b>
France Wine	France Champagne Wine	10,811	11,129	13,572	14,827	13,778
	France Fruit and Dessert Wine	117	129	72	123	100

## Wine Sales (Litres)

Litres		Fiscal 2024/25 Q4	Fiscal 2025/26 Q1	Fiscal 2025/26 Q2	Fiscal 2025/26 Q3	Fiscal 2025/26 Q4
France Wine	France Red Wine	41,701	45,185	40,577	46,759	49,358
	France Rose Wine	15,587	35,138	40,257	15,462	19,200
	France Sparkling Wine	10,256	12,665	13,802	9,077	9,894
	France White Wine	41,175	57,277	58,253	46,398	50,184
	<b>Summary</b>	<b>119,647</b>	<b>161,523</b>	<b>166,533</b>	<b>132,647</b>	<b>142,513</b>
Georgia Wine	Georgia Red Wine	238	289	302	225	318
	Georgia Rose Wine	0	9	4	0	4
	Georgia Sparkling Wine	0	18	14	4	9
	Georgia White Wine	191	368	225	198	199
	<b>Summary</b>	<b>430</b>	<b>684</b>	<b>544</b>	<b>428</b>	<b>530</b>
Germany Wine	Germany Fruit and Dessert Wine	0	0	0	0	0
	Germany Red Wine	279	474	686	352	466
	Germany Rose Wine	9	0	18	0	36
	Germany Sparkling Wine	5,576	6,138	5,954	5,128	4,800
	Germany White Wine	2,096	2,764	3,154	2,260	2,334
	<b>Summary</b>	<b>7,959</b>	<b>9,377</b>	<b>9,812</b>	<b>7,741</b>	<b>7,635</b>
Greece Wine	Greece Fruit and Dessert Wine	18	0	0	0	24
	Greece Red Wine	4,199	4,348	3,668	3,485	4,098
	Greece Rose Wine	112	504	483	205	207
	Greece Sparkling Wine	130	176	104	158	68
	Greece White Wine	4,279	4,843	4,801	2,700	3,276
	<b>Summary</b>	<b>8,739</b>	<b>9,871</b>	<b>9,055</b>	<b>6,548</b>	<b>7,673</b>
Hungary Wine	Hungary Fruit and Dessert Wine	122	84	91	103	110
	Hungary Red Wine	112	158	184	274	150
	Hungary Rose Wine	0	0	4	0	9
	Hungary Sparkling Wine	1,251	1,540	2,982	1,102	976
	Hungary White Wine	299	296	541	400	536
	<b>Summary</b>	<b>1,784</b>	<b>2,079</b>	<b>3,803</b>	<b>1,879</b>	<b>1,780</b>

## Wine Sales (Litres)

Litres		Fiscal 2024/25 Q4	Fiscal 2025/26 Q1	Fiscal 2025/26 Q2	Fiscal 2025/26 Q3	Fiscal 2025/26 Q4
Israel Wine	Israel Red Wine	4	6	4	14	22
	Israel Rose Wine	0	1	0	0	0
	Israel White Wine	2	1	0	0	2
	<b>Summary</b>	<b>5</b>	<b>8</b>	<b>4</b>	<b>14</b>	<b>24</b>
Italy Wine	Italy Fruit and Dessert Wine	35	89	42	79	43
	Italy Red Wine	113,955	118,881	119,487	127,024	129,320
	Italy Rose Wine	2,714	5,615	6,696	2,324	3,006
	Italy Sparkling Wine	30,653	44,324	49,499	26,172	32,489
	Italy White Wine	81,952	114,768	120,493	81,196	95,270
	Prosecco Wine	59,801	81,453	88,048	58,282	65,824
	<b>Summary</b>	<b>289,109</b>	<b>365,130</b>	<b>384,266</b>	<b>295,076</b>	<b>325,951</b>
New Zealand Wine	New Zealand Fruit and Dessert Wine	0	0	0	0	0
	New Zealand Red Wine	1,582	2,744	2,684	3,046	2,960
	New Zealand Rose Wine	335	737	869	396	414
	New Zealand Sparkling Wine	189	148	128	71	77
	New Zealand White Wine	54,878	77,741	82,367	56,524	62,978
	<b>Summary</b>	<b>56,984</b>	<b>81,371</b>	<b>86,049</b>	<b>60,037</b>	<b>66,430</b>
Other Country Wine	Other Country Fruit and Dessert Wine	2,193	2,168	2,173	1,666	1,957
	Other Country Red Wine	808	878	765	631	1,071
	Other Country Rose Wine	130	108	453	67	145
	Other Country Sparkling Wine	304	188	240	202	205
	Other Country White Wine	457	912	638	602	1,165
	<b>Summary</b>	<b>3,892</b>	<b>4,254</b>	<b>4,268</b>	<b>3,167</b>	<b>4,542</b>
Other Style Wine	Aperitif And Flavoured Wine	189	184	161	139	79
	Mead	470	791	982	1,777	1,088
	Rice Wine	916	965	771	495	518
	<b>Summary</b>	<b>1,574</b>	<b>1,940</b>	<b>1,915</b>	<b>2,411</b>	<b>1,685</b>
Portugal Wine	Portugal Fruit and Dessert Wine	18	20	4	44	14

## Wine Sales (Litres)

Litres		Fiscal 2024/25 Q4	Fiscal 2025/26 Q1	Fiscal 2025/26 Q2	Fiscal 2025/26 Q3	Fiscal 2025/26 Q4
Portugal Wine	Portugal Red Wine	2,337	2,421	1,962	1,888	2,395
	Portugal Rose Wine	282	516	629	239	383
	Portugal Sparkling Wine	14	45	14	27	108
	Portugal White Wine	2,811	4,056	3,710	2,584	2,950
	<b>Summary</b>	<b>5,462</b>	<b>7,057</b>	<b>6,319</b>	<b>4,783</b>	<b>5,850</b>
Sake	Japan Sake	22,446	25,947	47,439	43,159	51,584
	Other Country Sake	972	1,074	1,028	1,053	885
	USA Sake	44,044	17,022	2,162	506	397
	<b>Summary</b>	<b>67,463</b>	<b>44,043</b>	<b>50,629</b>	<b>44,718</b>	<b>52,866</b>
South Africa Wine	South Africa Fruit and Dessert Wine	3	1	0	0	0
	South Africa Red Wine	2,960	2,558	2,093	2,349	2,630
	South Africa Rose Wine	93	141	118	56	52
	South Africa Sparkling Wine	4	3	90	135	50
	South Africa White Wine	4,646	6,244	6,274	4,035	5,192
	<b>Summary</b>	<b>7,706</b>	<b>8,947</b>	<b>8,576</b>	<b>6,575</b>	<b>7,924</b>
Spain Wine	Spain Fruit and Dessert Wine	198	171	201	65	141
	Spain Red Wine	17,980	18,227	16,689	15,111	18,173
	Spain Rose Wine	772	1,831	2,818	878	1,478
	Spain Sparkling Wine	16,123	19,995	19,807	12,603	14,507
	Spain White Wine	4,874	7,251	7,174	3,966	5,235
	<b>Summary</b>	<b>39,947</b>	<b>47,475</b>	<b>46,690</b>	<b>32,623</b>	<b>39,534</b>
USA Wine	USA Fruit and Dessert Wine	1,774	0	0	0	0
	USA Red Wine	101,081	44,590	34,291	25,595	25,363
	USA Rose Wine	1,382	1,635	1,006	207	126
	USA Sparkling Wine	683	636	486	171	86
	USA White Wine	28,218	16,896	14,953	7,274	6,714
	<b>Summary</b>	<b>133,138</b>	<b>63,757</b>	<b>50,737</b>	<b>33,248</b>	<b>32,289</b>
<b>Summary</b>		<b>1,864,196</b>	<b>2,223,920</b>	<b>2,302,767</b>	<b>2,058,935</b>	<b>1,898,752</b>

# GLOSSARY AND EXPLANATORY NOTES

Domestic Beer – the domestic beer classification is defined as follows:

Commercial Beer – Breweries with Annual Production over 350,000HL

Regional Beer – Breweries with Annual Production over 15,000HL and up to 350,000HL

Micro Brew Beer – Breweries with Annual Production up to 15,000HL

Negative Sales

Occasionally, negative sales are reported. This is usually due to adjustments or product returns.