

# Liquor Market Review

Fiscal 2021/22 Q2

September 2021



**LIQUOR  
DISTRIBUTION  
BRANCH**

# Table of Contents

Introduction .....	3
Beer Sales (Net \$) .....	4
Beer Sales (Litres) .....	6
Refreshment Beverages Sales (Net \$) .....	8
Refreshment Beverages Sales (Litres) .....	10
Spirits Sales (Net \$) .....	12
Spirits Sales (Litres) .....	16
Wine Sales (Net \$) .....	20
Wine Sales (Litres) .....	26
Glossary .....	32

# Introduction

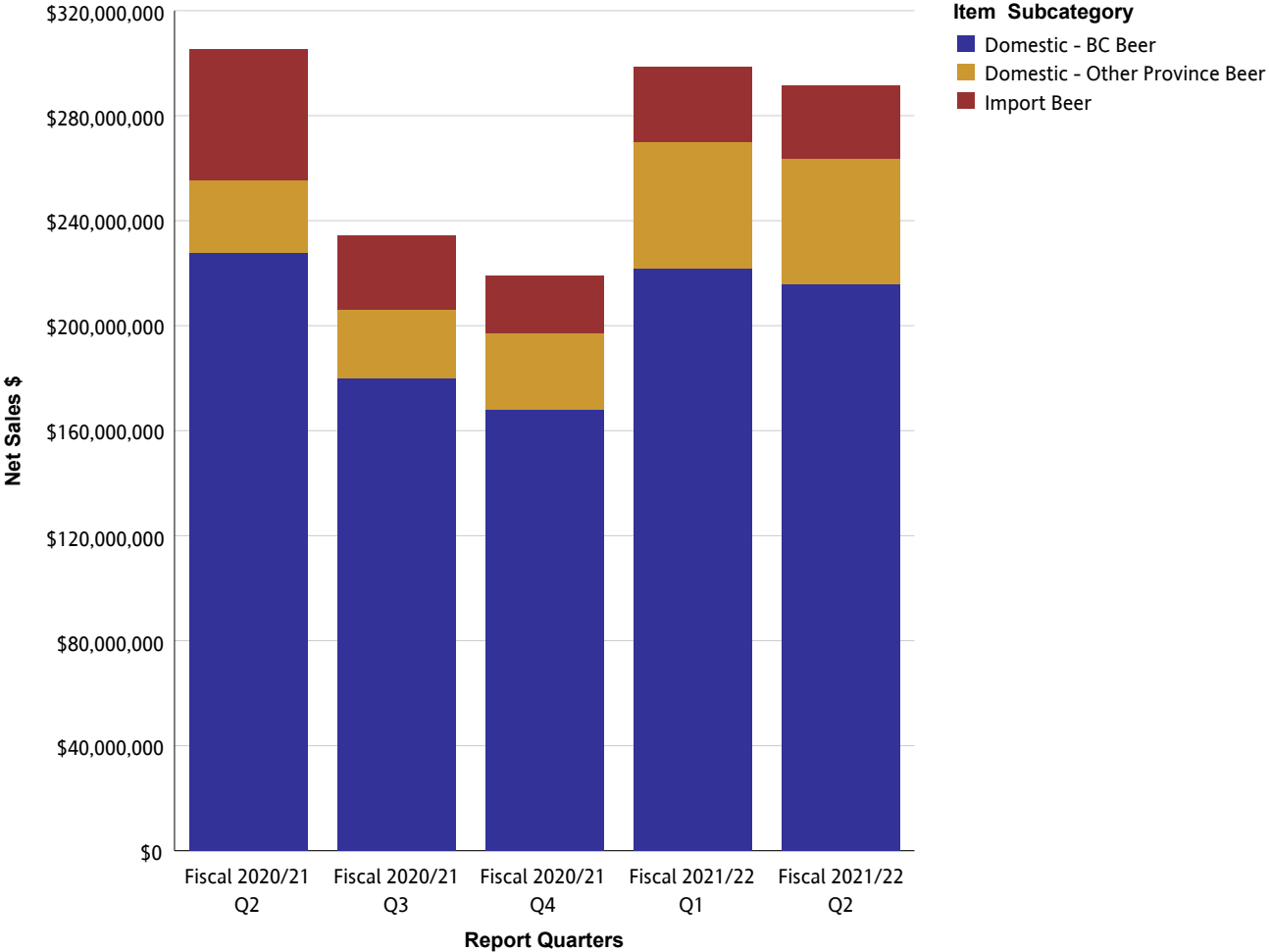
The Liquor Market Review provides provincial sales through the Wholesale channel for beer, refreshment beverages, spirits and wine. Sales are provided in net dollar value and litres. Net dollar value is based on the price paid by the customer and excludes any applicable taxes. For each reporting period, the Liquor Market Review provides summarized sales data for the current quarter and previous four quarters.

The Liquor Distribution Branch fiscal calendar begins on April 1st and ends on March 31st and is comprised of 12 periods. A period can vary in length but roughly follows a calendar month. For example, Q1 reflects Periods 1 – 3 (April, May and June).

The Liquor Distribution Branch produces the Liquor Market Review four times per year for reporting periods ending in March, June, September and December.

While every effort has been made to ensure accuracy and completeness of figures, this is not guaranteed. It is the express condition of the use of this publication that the Liquor Distribution Branch shall incur no liability.

# Beer Sales (Net \$)

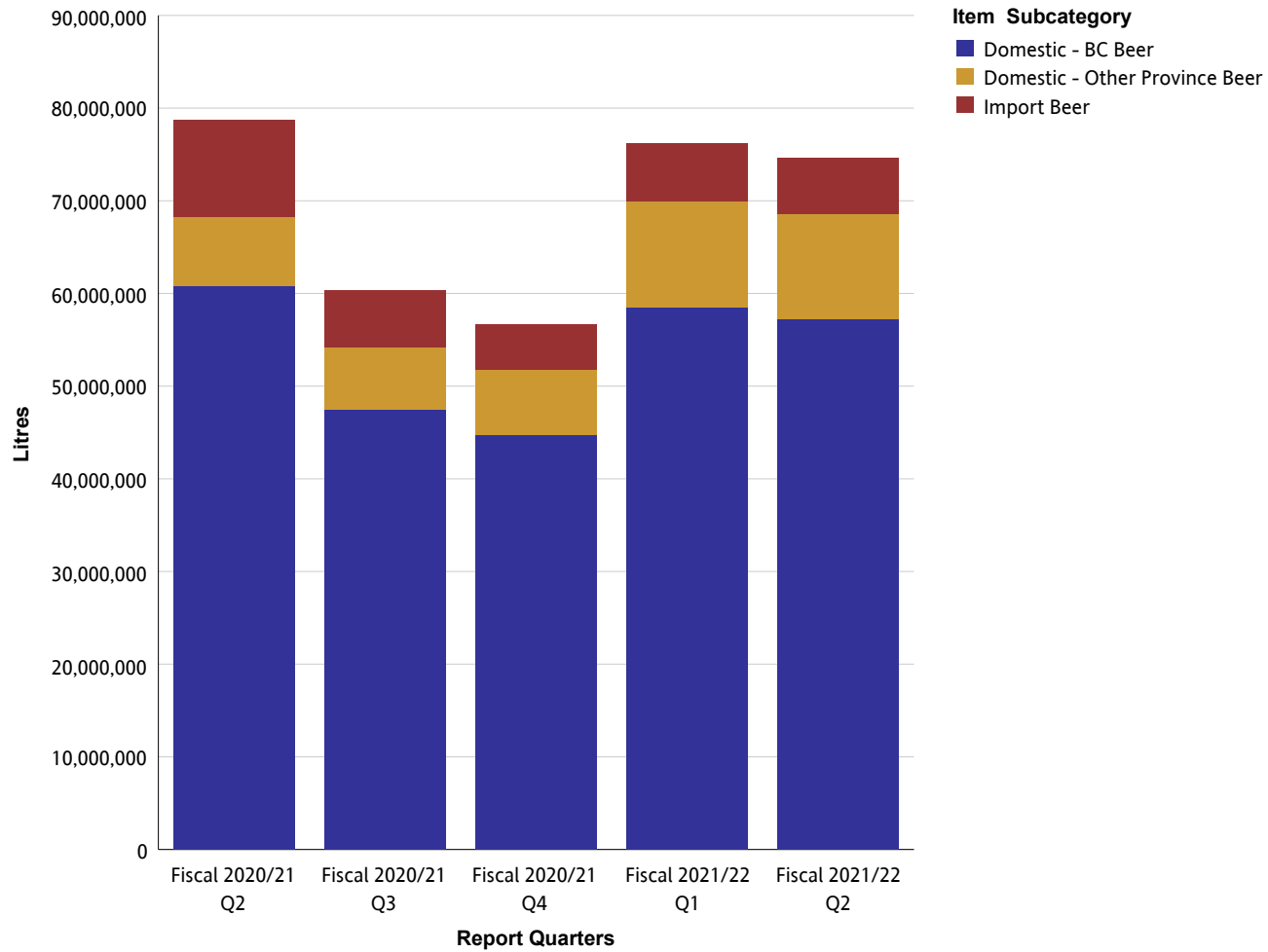


## Beer Sales (Net \$)

### Beer

Net Sales \$		Fiscal 2020/21 Q2	Fiscal 2020/21 Q3	Fiscal 2020/21 Q4	Fiscal 2021/22 Q1	Fiscal 2021/22 Q2
Domestic - BC Beer	Domestic - BC Commercial Beer	\$136,117,705	\$104,813,002	\$99,967,797	\$129,418,267	\$123,738,758
	Domestic - BC Micro Brew Beer	\$38,491,783	\$30,968,280	\$29,811,066	\$40,317,704	\$41,632,445
	Domestic - BC Regional Beer	\$53,204,848	\$44,192,778	\$38,210,006	\$51,961,424	\$50,550,781
	<b>Summary</b>	<b>\$227,814,336</b>	<b>\$179,974,061</b>	<b>\$167,988,869</b>	<b>\$221,697,395</b>	<b>\$215,921,983</b>
Domestic - Other Province Beer	Domestic - Other Province Commercial Beer	\$26,556,218	\$25,558,539	\$28,203,174	\$46,997,703	\$46,532,573
	Domestic - Other Province Micro Brew Beer	\$150,470	\$129,763	\$150,630	\$193,810	\$187,009
	Domestic - Other Province Regional Beer	\$862,128	\$641,534	\$636,145	\$1,078,748	\$1,114,418
	<b>Summary</b>	<b>\$27,568,816</b>	<b>\$26,329,835</b>	<b>\$28,989,949</b>	<b>\$48,270,261</b>	<b>\$47,833,999</b>
Import Beer	Asia And South Pacific Beer	\$1,355,516	\$1,141,080	\$1,122,806	\$1,242,965	\$1,397,377
	Europe Beer	\$27,520,449	\$19,165,293	\$17,343,406	\$21,474,468	\$21,252,049
	Mexico And Caribbean Beer	\$18,746,416	\$6,182,590	\$1,807,867	\$3,689,295	\$3,551,276
	Other Country Beer	\$61,143	\$80,740	\$122,427	\$117,914	\$114,388
	USA Beer	\$2,033,265	\$1,561,208	\$1,608,974	\$2,078,953	\$1,578,324
	<b>Summary</b>	<b>\$49,716,789</b>	<b>\$28,130,909</b>	<b>\$22,005,481</b>	<b>\$28,603,595</b>	<b>\$27,893,414</b>
<b>Summary</b>	<b>\$305,099,941</b>	<b>\$234,434,806</b>	<b>\$218,984,299</b>	<b>\$298,571,251</b>	<b>\$291,649,397</b>	

## Beer Sales (Litres)

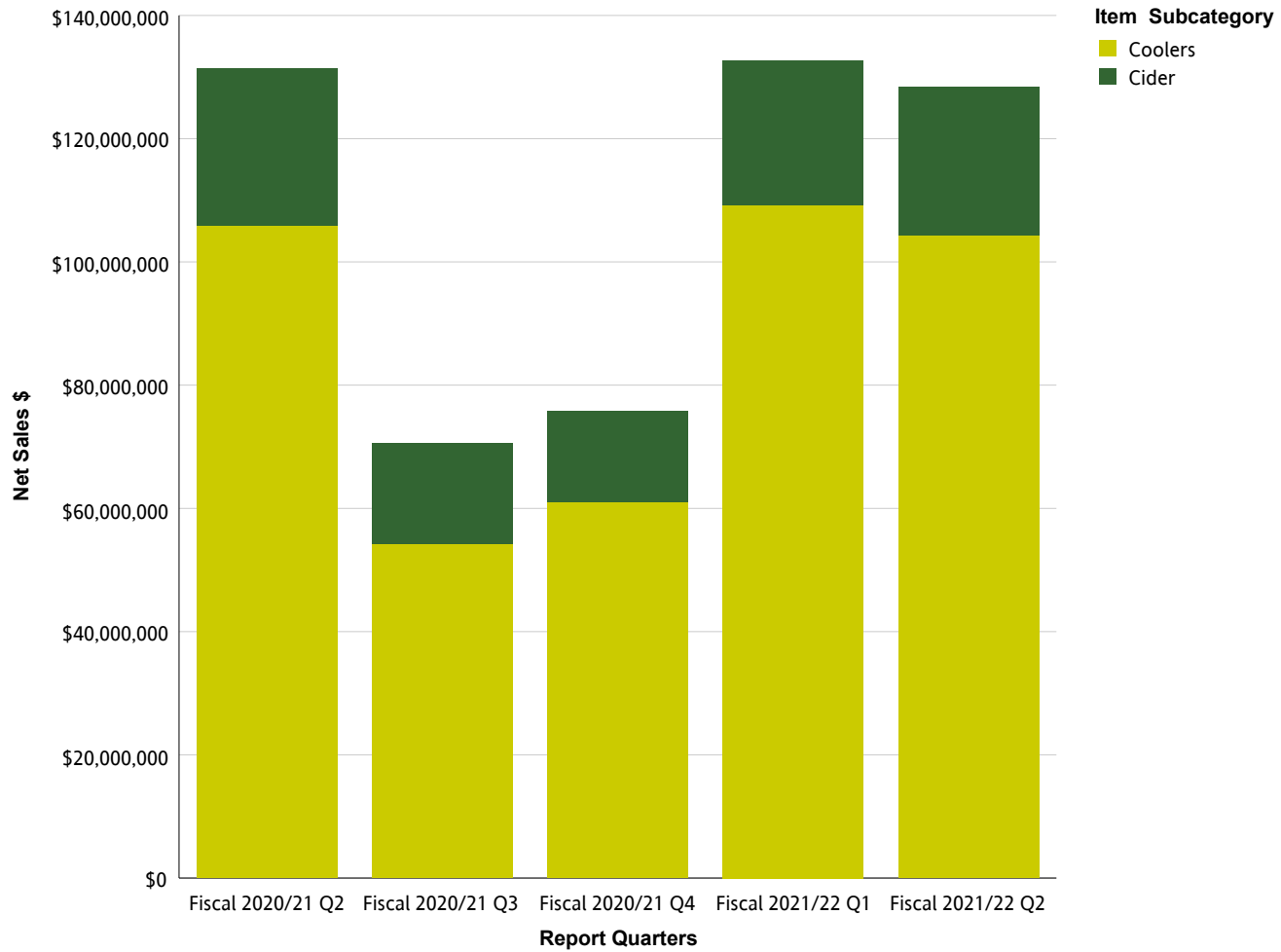


## Beer Sales (Litres)

### Beer

Litres		Fiscal 2020/21 Q2	Fiscal 2020/21 Q3	Fiscal 2020/21 Q4	Fiscal 2021/22 Q1	Fiscal 2021/22 Q2
Domestic - BC Beer	Domestic - BC Commercial Beer	38,931,314	29,760,416	28,684,070	36,876,399	35,286,264
	Domestic - BC Micro Brew Beer	7,698,744	5,983,617	5,826,993	7,939,880	8,478,232
	Domestic - BC Regional Beer	14,191,452	11,747,636	10,263,397	13,731,415	13,463,298
	<b>Summary</b>	<b>60,821,510</b>	<b>47,491,670</b>	<b>44,774,460</b>	<b>58,547,694</b>	<b>57,227,795</b>
Domestic - Other Province Beer	Domestic - Other Province Commercial Beer	7,195,781	6,486,511	6,757,958	11,036,018	10,970,898
	Domestic - Other Province Micro Brew Beer	22,824	17,816	21,524	27,302	28,460
	Domestic - Other Province Regional Beer	218,220	168,298	171,796	301,138	330,134
	<b>Summary</b>	<b>7,436,826</b>	<b>6,672,626</b>	<b>6,951,278</b>	<b>11,364,457</b>	<b>11,329,492</b>
Import Beer	Asia And South Pacific Beer	265,887	227,092	216,977	239,869	254,708
	Europe Beer	6,129,526	4,426,990	3,963,466	4,831,933	4,771,137
	Mexico And Caribbean Beer	3,657,187	1,174,048	358,385	757,176	714,380
	Other Country Beer	13,026	19,838	29,489	26,884	26,938
	USA Beer	409,681	328,483	333,200	444,376	313,156
	<b>Summary</b>	<b>10,475,308</b>	<b>6,176,451</b>	<b>4,901,517</b>	<b>6,300,239</b>	<b>6,080,319</b>
<b>Summary</b>		<b>78,733,643</b>	<b>60,340,746</b>	<b>56,627,254</b>	<b>76,212,390</b>	<b>74,637,606</b>

## Refreshment Beverages Sales (Net \$)



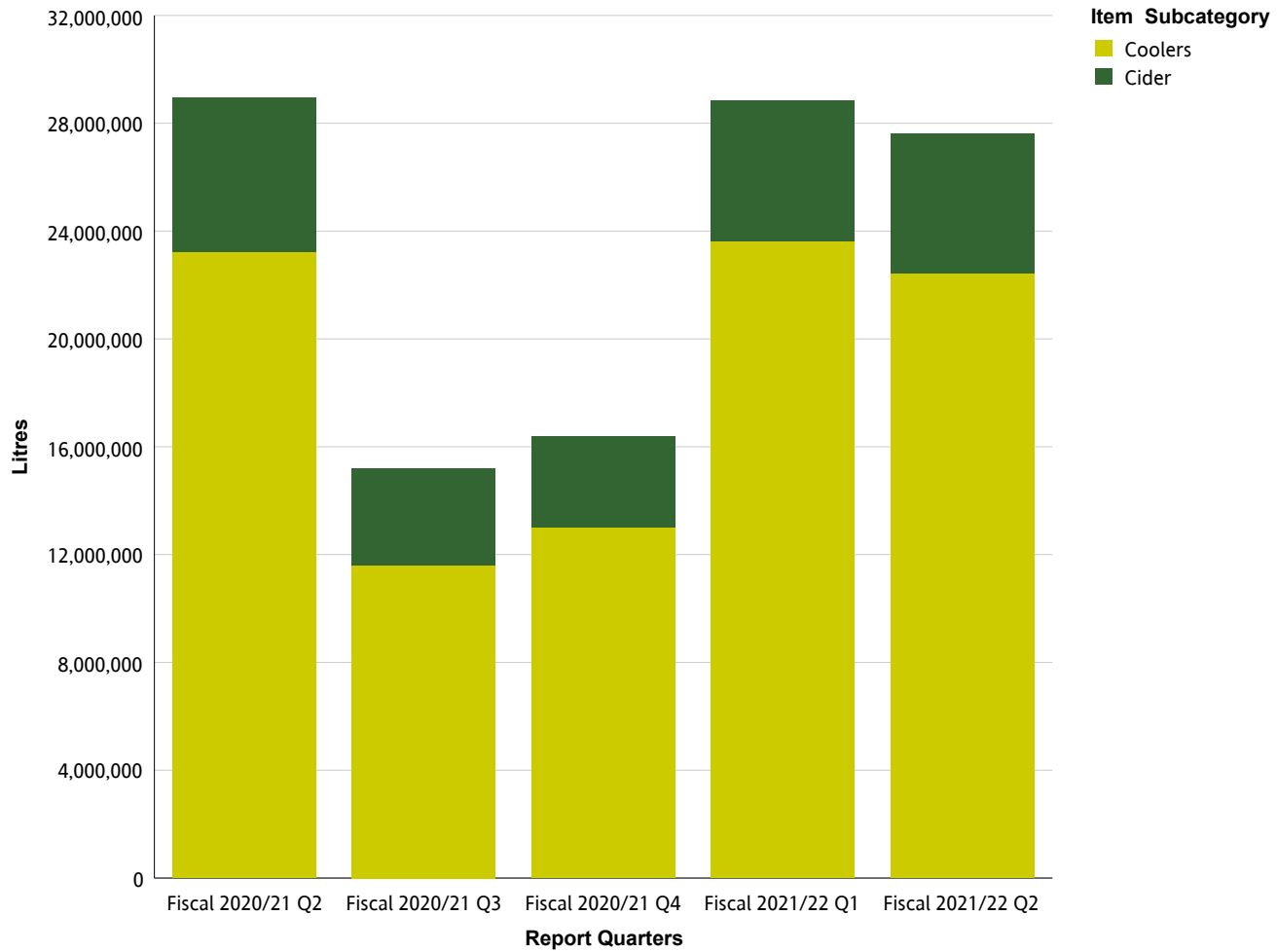


## Refreshment Beverages Sales (Net \$)

### Refreshment Beverages

Net Sales \$		Fiscal 2020/21 Q2	Fiscal 2020/21 Q3	Fiscal 2020/21 Q4	Fiscal 2021/22 Q1	Fiscal 2021/22 Q2
Cider	Domestic Cider	\$22,270,184	\$14,142,953	\$12,643,394	\$20,068,097	\$20,755,415
	Import Cider	\$3,226,034	\$2,175,744	\$2,161,834	\$3,462,948	\$3,279,502
	<b>Summary</b>	<b>\$25,496,218</b>	<b>\$16,318,697</b>	<b>\$14,805,228</b>	<b>\$23,531,045</b>	<b>\$24,034,917</b>
Coolers	Malt-Based Coolers	\$536,419	\$218,016	\$2,376,873	\$2,262,005	\$1,691,717
	Spirit Coolers	\$103,866,719	\$52,998,183	\$57,637,196	\$104,591,852	\$100,412,774
	Wine/Fruit Coolers	\$1,537,380	\$960,123	\$1,014,476	\$2,316,206	\$2,209,452
	<b>Summary</b>	<b>\$105,940,518</b>	<b>\$54,176,322</b>	<b>\$61,028,545</b>	<b>\$109,170,064</b>	<b>\$104,313,943</b>
<b>Summary</b>		<b>\$131,436,737</b>	<b>\$70,495,019</b>	<b>\$75,833,773</b>	<b>\$132,701,108</b>	<b>\$128,348,860</b>

## Refreshment Beverages Sales (Litres)

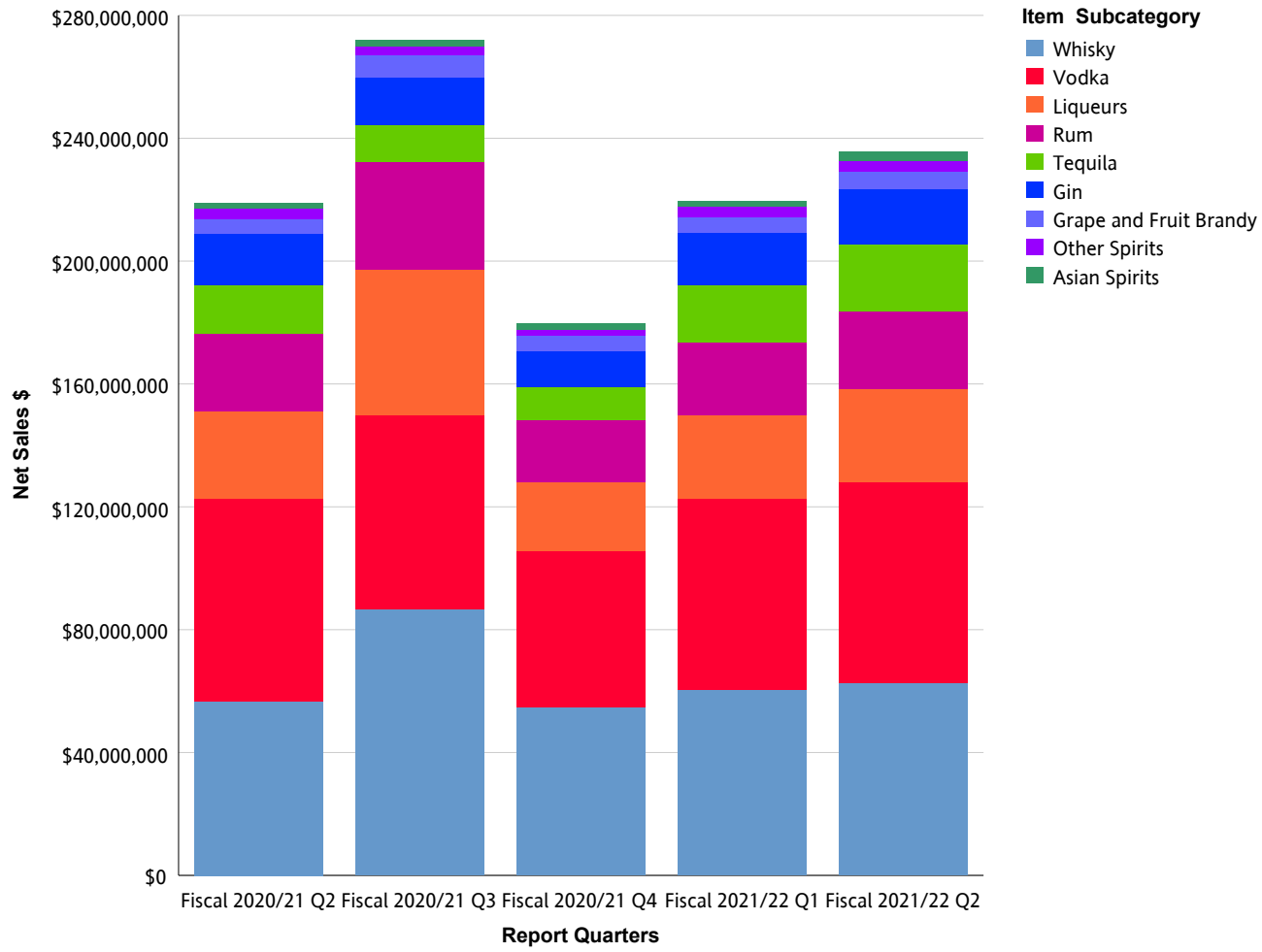


## Refreshment Beverages Sales (Litres)

### Refreshment Beverages

Litres		Fiscal 2020/21 Q2	Fiscal 2020/21 Q3	Fiscal 2020/21 Q4	Fiscal 2021/22 Q1	Fiscal 2021/22 Q2
Cider	Domestic Cider	4,969,966	3,123,468	2,911,769	4,458,099	4,457,049
	Import Cider	760,452	483,244	467,571	755,404	707,674
	<b>Summary</b>	<b>5,730,418</b>	<b>3,606,712</b>	<b>3,379,340</b>	<b>5,213,502</b>	<b>5,164,722</b>
Coolers	Malt-Based Coolers	108,755	41,943	525,123	476,808	352,902
	Spirit Coolers	22,860,912	11,413,383	12,345,572	22,795,516	21,743,911
	Wine/Fruit Coolers	245,141	136,761	154,451	367,238	342,282
	<b>Summary</b>	<b>23,214,807</b>	<b>11,592,087</b>	<b>13,025,145</b>	<b>23,639,562</b>	<b>22,439,095</b>
<b>Summary</b>		<b>28,945,225</b>	<b>15,198,799</b>	<b>16,404,485</b>	<b>28,853,064</b>	<b>27,603,818</b>

## Spirits Sales (Net \$)



## Spirits Sales (Net \$)

### Spirits

Net Sales \$		Fiscal 2020/21 Q2	Fiscal 2020/21 Q3	Fiscal 2020/21 Q4	Fiscal 2021/22 Q1	Fiscal 2021/22 Q2
Asian Spirits	China Spirits	\$691,059	\$1,011,494	\$1,076,065	\$661,151	\$1,685,262
	Korea Spirits	\$993,600	\$853,344	\$855,692	\$852,624	\$1,055,474
	Other Country Asian Spirits	\$134,628	\$116,574	\$139,417	\$122,791	\$133,490
	<b>Summary</b>	<b>\$1,819,287</b>	<b>\$1,981,411</b>	<b>\$2,071,174</b>	<b>\$1,636,566</b>	<b>\$2,874,225</b>
Gin	Dry Gin	\$14,996,470	\$13,628,846	\$10,041,089	\$14,919,052	\$15,668,716
	Flavoured Gin	\$1,423,699	\$1,330,560	\$1,009,603	\$1,793,506	\$1,907,007
	Other Gin	\$514,465	\$553,059	\$365,476	\$404,298	\$579,861
	<b>Summary</b>	<b>\$16,934,634</b>	<b>\$15,512,466</b>	<b>\$11,416,168</b>	<b>\$17,116,856</b>	<b>\$18,155,585</b>
Grape and Fruit Brandy	Armagnac	\$44,220	\$162,210	\$84,150	\$58,093	\$40,972
	Brandy	\$2,276,193	\$3,490,548	\$2,254,734	\$2,314,937	\$2,180,983
	Cognac	\$2,054,414	\$3,002,202	\$2,423,727	\$2,323,231	\$2,646,350
	Eau de Vie	\$251,055	\$408,567	\$225,237	\$244,044	\$353,671
	Grappa And Marc	\$57,768	\$101,828	\$69,436	\$70,008	\$80,637
	Pisco	\$94,232	\$72,429	\$84,045	\$89,438	\$110,834
	<b>Summary</b>	<b>\$4,777,882</b>	<b>\$7,237,784</b>	<b>\$5,141,330</b>	<b>\$5,099,751</b>	<b>\$5,413,446</b>
Liqueurs	Anise And Herbal/Spice Liqueurs	\$7,654,782	\$9,016,059	\$6,604,716	\$7,656,825	\$8,105,532
	Coffee And Cocoa Liqueurs	\$1,894,215	\$3,453,981	\$1,359,742	\$1,712,578	\$1,980,320
	Cream/Dairy Liqueurs	\$9,711,035	\$24,326,853	\$8,164,003	\$8,908,685	\$10,000,766
	Fruit Liqueurs	\$5,333,022	\$5,270,833	\$3,619,393	\$4,957,006	\$6,000,391
	Nut Liqueurs	\$1,719,925	\$2,026,521	\$1,199,036	\$1,748,638	\$1,702,544
	Other Liqueurs	\$875,758	\$1,150,200	\$606,933	\$794,521	\$1,104,216
	Whiskey Liqueurs	\$1,389,812	\$2,176,162	\$1,123,467	\$1,225,693	\$1,459,754
	<b>Summary</b>	<b>\$28,578,549</b>	<b>\$47,420,608</b>	<b>\$22,677,290</b>	<b>\$27,003,946</b>	<b>\$30,353,524</b>
Other Spirits	Cachaca	\$51,214	\$35,576	\$33,620	\$51,000	\$80,022
	Flavoured Spirits	\$171,211	\$172,092	\$82,708	\$114,963	\$202,444
	Miscellaneous/Other Spirits	\$343,392	\$473,798	\$211,682	\$315,715	\$372,054

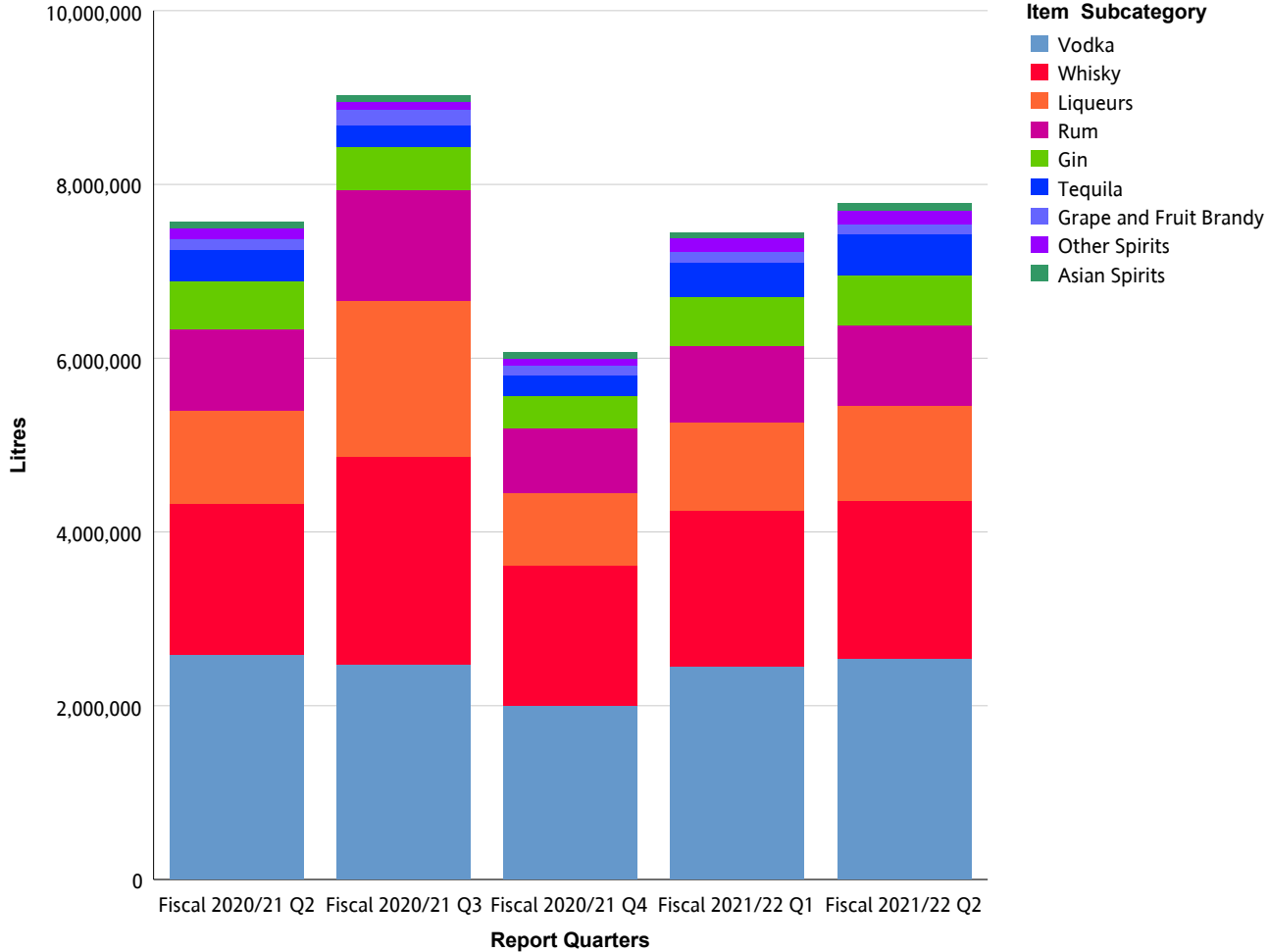
## Spirits Sales (Net \$)

Net Sales \$		Fiscal 2020/21 Q2	Fiscal 2020/21 Q3	Fiscal 2020/21 Q4	Fiscal 2021/22 Q1	Fiscal 2021/22 Q2
Other Spirits	Moonshine Spirits	\$444,380	\$413,737	\$270,084	\$319,804	\$477,187
	Ready to Mix Cocktails	\$514,595	\$380,780	\$356,258	\$455,998	\$596,506
	Ready to Serve Cocktails	\$1,573,361	\$1,216,599	\$1,028,197	\$1,920,113	\$1,728,355
	Schnapps and Akvavit	\$66,444	\$88,494	\$47,926	\$53,098	\$63,388
	<b>Summary</b>	<b>\$3,164,598</b>	<b>\$2,781,077</b>	<b>\$2,030,476</b>	<b>\$3,230,691</b>	<b>\$3,519,956</b>
Rum	Amber Rum	\$6,234,195	\$8,797,398	\$5,474,260	\$6,108,770	\$6,468,245
	Dark Rum	\$2,771,603	\$4,261,026	\$2,662,785	\$2,831,889	\$2,769,141
	Flavoured Rum	\$601,362	\$838,093	\$469,643	\$744,698	\$735,813
	Spiced Rum	\$7,953,711	\$13,632,534	\$5,789,262	\$6,923,773	\$7,507,846
	White Rum	\$7,585,746	\$7,503,286	\$5,634,272	\$7,272,574	\$7,597,552
	<b>Summary</b>	<b>\$25,146,617</b>	<b>\$35,032,337</b>	<b>\$20,030,222</b>	<b>\$23,881,704</b>	<b>\$25,078,597</b>
Tequila	Blanco/Silver Tequila	\$5,652,830	\$4,160,969	\$3,967,448	\$7,369,876	\$8,854,003
	Flavoured Tequila	\$277,547	\$205,423	\$193,056	\$405,139	\$481,828
	Gold Tequila	\$9,353,952	\$6,985,119	\$6,198,864	\$10,084,602	\$11,644,103
	Mezcal	\$634,364	\$616,646	\$607,986	\$703,362	\$886,359
	<b>Summary</b>	<b>\$15,918,692</b>	<b>\$11,968,157</b>	<b>\$10,967,355</b>	<b>\$18,562,979</b>	<b>\$21,866,293</b>
Vodka	Flavoured Vodka	\$7,357,117	\$5,526,932	\$4,263,568	\$6,651,406	\$6,993,165
	Straight Vodka	\$58,612,167	\$57,699,869	\$46,338,251	\$55,824,882	\$58,694,788
	<b>Summary</b>	<b>\$65,969,284</b>	<b>\$63,226,801</b>	<b>\$50,601,820</b>	<b>\$62,476,288</b>	<b>\$65,687,954</b>
Whisky	American Whiskey	\$2,284,602	\$3,096,197	\$2,051,957	\$2,427,204	\$2,505,301
	Blended Malt Scotch Whisky	\$163,772	\$297,439	\$174,253	\$164,997	\$250,928
	Blended Scotch Whisky	\$6,972,812	\$10,350,671	\$7,118,401	\$7,451,728	\$7,565,514
	Bourbon Whiskey	\$4,249,826	\$6,623,323	\$4,450,098	\$4,984,946	\$4,519,644
	Canadian Whisky	\$28,221,889	\$36,707,456	\$24,561,549	\$29,093,464	\$28,077,096
	Flavoured Whisky	\$271,651	\$460,659	\$132,722	\$211,138	\$517,691
	Irish Whiskey	\$4,289,107	\$6,826,775	\$5,118,683	\$4,359,002	\$5,228,717
	Other Country Whisky	\$1,210,872	\$1,985,335	\$1,372,027	\$1,199,551	\$1,341,233
	Single Malt Scotch Whisky	\$8,913,831	\$20,265,769	\$9,940,472	\$10,415,874	\$12,515,137

## Spirits Sales (Net \$)

Net Sales \$		Fiscal 2020/21 Q2	Fiscal 2020/21 Q3	Fiscal 2020/21 Q4	Fiscal 2021/22 Q1	Fiscal 2021/22 Q2
Whisky	Summary	\$56,578,363	\$86,613,624	\$54,920,162	\$60,307,906	\$62,521,261
<b>Summary</b>		<b>\$218,887,906</b>	<b>\$271,774,266</b>	<b>\$179,855,998</b>	<b>\$219,316,686</b>	<b>\$235,470,840</b>

# Spirits Sales (Litres)





## Spirits Sales (Litres)

### Spirits

Litres		Fiscal 2020/21 Q2	Fiscal 2020/21 Q3	Fiscal 2020/21 Q4	Fiscal 2021/22 Q1	Fiscal 2021/22 Q2
Asian Spirits	China Spirits	14,948	17,983	19,850	13,005	16,673
	Korea Spirits	57,726	49,682	49,693	49,369	60,901
	Other Country Asian Spirits	3,156	3,005	3,463	2,846	3,280
	<b>Summary</b>	<b>75,830</b>	<b>70,671</b>	<b>73,006</b>	<b>65,220</b>	<b>80,854</b>
Gin	Dry Gin	500,135	443,060	332,203	490,723	511,986
	Flavoured Gin	44,074	37,531	30,139	54,285	55,754
	Other Gin	10,531	10,952	7,476	8,158	11,611
	<b>Summary</b>	<b>554,741</b>	<b>491,543</b>	<b>369,819</b>	<b>553,166</b>	<b>579,351</b>
Grape and Fruit Brandy	Armagnac	392	1,470	678	483	451
	Brandy	88,454	137,441	87,916	86,695	81,265
	Cognac	20,577	28,111	22,621	21,548	25,353
	Eau de Vie	5,885	8,951	5,236	5,796	7,398
	Grappa And Marc	1,159	1,826	1,350	1,463	1,492
	Pisco	2,536	1,848	2,203	2,421	3,045
	<b>Summary</b>	<b>119,004</b>	<b>179,647</b>	<b>120,004</b>	<b>118,406</b>	<b>119,003</b>
Liqueurs	Anise And Herbal/Spice Liqueurs	269,635	324,153	232,732	278,416	283,607
	Coffee And Cocoa Liqueurs	75,451	141,028	54,203	68,782	76,942
	Cream/Dairy Liqueurs	382,249	969,921	317,526	347,729	386,820
	Fruit Liqueurs	199,053	169,288	125,958	174,193	208,302
	Nut Liqueurs	69,323	77,612	45,413	71,732	69,096
	Other Liqueurs	28,096	37,799	20,607	25,428	34,581
	Whiskey Liqueurs	44,145	67,574	36,411	42,801	46,143
	<b>Summary</b>	<b>1,067,951</b>	<b>1,787,374</b>	<b>832,851</b>	<b>1,009,081</b>	<b>1,105,492</b>
Other Spirits	Cachaca	1,442	999	886	1,376	2,050
	Flavoured Spirits	3,251	3,496	1,705	2,215	3,758
	Miscellaneous/Other Spirits	6,237	7,891	4,269	5,789	7,013

## Spirits Sales (Litres)

Litres		Fiscal 2020/21 Q2	Fiscal 2020/21 Q3	Fiscal 2020/21 Q4	Fiscal 2021/22 Q1	Fiscal 2021/22 Q2
Other Spirits	Moonshine Spirits	11,225	10,256	6,860	7,511	12,402
	Ready to Mix Cocktails	26,389	18,947	17,838	24,498	30,827
	Ready to Serve Cocktails	79,321	50,812	40,075	114,960	100,830
	Schnapps and Akvavit	1,613	2,179	1,197	1,340	1,481
	<b>Summary</b>	<b>129,479</b>	<b>94,580</b>	<b>72,830</b>	<b>157,689</b>	<b>158,360</b>
Rum	Amber Rum	216,062	298,619	189,476	207,239	213,943
	Dark Rum	101,235	156,239	96,594	102,817	98,881
	Flavoured Rum	21,623	29,264	16,897	26,419	26,322
	Spiced Rum	279,900	482,858	200,378	241,691	261,909
	White Rum	321,881	318,189	238,839	308,724	322,274
	<b>Summary</b>	<b>940,702</b>	<b>1,285,170</b>	<b>742,184</b>	<b>886,888</b>	<b>923,330</b>
Tequila	Blanco/Silver Tequila	132,349	90,751	90,770	167,570	198,097
	Flavoured Tequila	7,325	5,160	4,696	10,753	12,040
	Gold Tequila	211,872	146,102	131,559	214,805	241,504
	Mezcal	9,512	8,895	8,976	10,364	12,688
	<b>Summary</b>	<b>361,058</b>	<b>250,908</b>	<b>236,001</b>	<b>403,493</b>	<b>464,329</b>
Vodka	Flavoured Vodka	257,397	189,731	147,873	233,385	240,414
	Straight Vodka	2,330,362	2,288,208	1,854,827	2,216,329	2,302,983
	<b>Summary</b>	<b>2,587,759</b>	<b>2,477,939</b>	<b>2,002,700</b>	<b>2,449,714</b>	<b>2,543,397</b>
Whisky	American Whiskey	64,234	79,581	55,778	66,680	69,133
	Blended Malt Scotch Whisky	2,455	4,258	2,816	2,651	3,595
	Blended Scotch Whisky	228,528	315,250	231,231	237,906	231,915
	Bourbon Whiskey	110,203	158,453	110,216	122,763	112,099
	Canadian Whisky	1,080,523	1,388,331	943,049	1,108,828	1,067,543
	Flavoured Whisky	9,570	15,887	4,770	5,990	15,663
	Irish Whiskey	115,395	173,446	137,428	113,590	138,844
	Other Country Whisky	14,287	23,103	16,209	14,761	16,656
	Single Malt Scotch Whisky	112,743	231,565	113,693	128,020	152,872

## **Spirits Sales (Litres)**

<b>Litres</b>		Fiscal 2020/21 Q2	Fiscal 2020/21 Q3	Fiscal 2020/21 Q4	Fiscal 2021/22 Q1	Fiscal 2021/22 Q2
Whisky	<b>Summary</b>	1,737,937	2,389,874	1,615,190	1,801,190	1,808,320
<b>Summary</b>		7,574,460	9,027,706	6,064,584	7,444,848	7,782,437



## Wine Sales (Net \$)

### Wine

Net Sales \$		Fiscal 2020/21 Q2	Fiscal 2020/21 Q3	Fiscal 2020/21 Q4	Fiscal 2021/22 Q1	Fiscal 2021/22 Q2
Argentina Wine	Argentina Red Wine	\$6,728,099	\$8,902,625	\$7,122,723	\$6,114,091	\$6,332,978
	Argentina Rose Wine	\$223,838	\$79,843	\$131,401	\$204,774	\$156,294
	Argentina Sparkling Wine	\$5,707	\$12,922	\$13,648	\$5,449	\$9,965
	Argentina White Wine	\$625,539	\$536,169	\$501,663	\$430,079	\$384,493
	<b>Summary</b>	<b>\$7,583,183</b>	<b>\$9,531,559</b>	<b>\$7,769,435</b>	<b>\$6,754,394</b>	<b>\$6,883,730</b>
Australia Wine	Australia Fruit and Dessert Wine	\$0	\$720	\$9,693	\$0	\$240
	Australia Red Wine	\$7,751,953	\$10,098,009	\$7,062,553	\$7,018,184	\$6,520,751
	Australia Rose Wine	\$398,287	\$311,574	\$304,806	\$445,785	\$331,622
	Australia Sparkling Wine	\$803,613	\$1,333,311	\$698,799	\$876,303	\$860,497
	Australia White Wine	\$4,587,940	\$4,952,902	\$3,784,868	\$4,510,065	\$4,400,355
	<b>Summary</b>	<b>\$13,541,794</b>	<b>\$16,696,517</b>	<b>\$11,860,719</b>	<b>\$12,850,337</b>	<b>\$12,113,464</b>
Austria Wine	Austria Fruit and Dessert Wine	\$149	\$0	\$149	\$149	\$0
	Austria Red Wine	\$16,696	\$39,693	\$45,410	\$50,395	\$47,090
	Austria Rose Wine	\$3,728	\$2,661	\$585	\$0	\$2,424
	Austria Sparkling Wine	\$2,493	\$6,525	\$221	\$664	\$8,033
	Austria White Wine	\$57,921	\$91,204	\$79,602	\$57,226	\$78,030
	<b>Summary</b>	<b>\$80,987</b>	<b>\$140,083</b>	<b>\$125,967</b>	<b>\$108,435</b>	<b>\$135,577</b>
Bulgaria Wine	Bulgaria Red Wine	\$5,669	\$4,187	\$2,838	\$1,774	\$2,128
	Bulgaria Rose Wine	\$6,520	\$0	\$0	\$0	\$0
	Bulgaria White Wine	\$342	\$0	\$0	\$0	\$7,177
	<b>Summary</b>	<b>\$12,530</b>	<b>\$4,187</b>	<b>\$2,838</b>	<b>\$1,774</b>	<b>\$9,305</b>
Canada - BC	Canada - BC Dessert Wine	\$576,459	\$292,972	\$118,418	\$164,483	\$419,473
	Canada - BC Fruit Wine	\$1,930,540	\$1,338,185	\$681,665	\$984,384	\$1,744,357
	Canada - BC Ice Wine	\$591,165	\$486,583	\$240,124	\$328,812	\$644,734
	Canada - BC Red Wine	\$78,196,123	\$77,851,161	\$54,560,476	\$60,777,766	\$73,777,694
	Canada - BC Rose Wine	\$12,975,315	\$4,483,968	\$5,602,736	\$13,183,493	\$12,913,290

## Wine Sales (Net \$)

Net Sales \$		Fiscal 2020/21 Q2	Fiscal 2020/21 Q3	Fiscal 2020/21 Q4	Fiscal 2021/22 Q1	Fiscal 2021/22 Q2
Canada - BC	Canada - BC Sparkling Wine	\$5,601,105	\$4,219,738	\$2,632,344	\$4,667,411	\$6,042,243
	Canada - BC White Wine	\$71,224,918	\$56,242,888	\$44,144,802	\$59,569,157	\$69,472,797
	<b>Summary</b>	<b>\$171,095,625</b>	<b>\$144,915,495</b>	<b>\$107,980,564</b>	<b>\$139,675,506</b>	<b>\$165,014,588</b>
Canada - Other	Canada - Other Dessert Wine	\$13,003	\$4,282	\$476	\$10,476	\$11,292
	Canada - Other Fruit Wine	\$0	\$0	\$0	\$257	\$1,982
	Canada - Other Ice Wine	\$32,690	\$110,378	\$98,441	\$86,202	\$102,963
	Canada - Other Red Wine	\$844,801	\$1,047,669	\$676,296	\$835,904	\$593,150
	Canada - Other Rose Wine	\$94,819	\$10,479	\$6,007	\$55,012	\$75,626
	Canada - Other Sparkling Wine	\$427,485	\$741,162	\$367,380	\$444,723	\$461,497
	Canada - Other White Wine	\$726,713	\$736,536	\$607,195	\$766,292	\$667,542
	<b>Summary</b>	<b>\$2,139,511</b>	<b>\$2,650,507</b>	<b>\$1,755,795</b>	<b>\$2,198,865</b>	<b>\$1,914,051</b>
Chile Wine	Chile Fruit and Dessert Wine	\$639	\$958	\$1,597	\$958	\$798
	Chile Red Wine	\$6,542,573	\$8,708,393	\$7,023,731	\$5,799,485	\$5,983,969
	Chile Rose Wine	\$664,563	\$441,892	\$269,477	\$486,124	\$643,414
	Chile Sparkling Wine	\$68,084	\$110,524	\$124,251	\$90,299	\$90,287
	Chile White Wine	\$3,710,828	\$2,863,153	\$2,749,144	\$2,907,791	\$3,321,518
	<b>Summary</b>	<b>\$10,986,688</b>	<b>\$12,124,921</b>	<b>\$10,168,200</b>	<b>\$9,284,657</b>	<b>\$10,039,986</b>
China Wine	China Fruit and Dessert Wine	\$0	\$13,083	\$18,085	\$0	\$0
	China Red Wine	\$9,244	\$24,480	\$97,920	\$0	\$0
	China White Wine	\$0	\$0	\$553	\$0	\$0
	<b>Summary</b>	<b>\$9,244</b>	<b>\$37,563</b>	<b>\$116,557</b>	<b>\$0</b>	<b>\$0</b>
Fortified Wine	Other Fortified Domestic Wine	\$1,250,098	\$1,050,631	\$623,996	\$754,087	\$1,141,053
	Other Fortified Import Wine	\$375,107	\$524,572	\$420,184	\$386,163	\$372,745
	Port Wine	\$610,864	\$1,427,051	\$588,359	\$492,589	\$555,361
	Sherry Wine	\$269,012	\$613,107	\$286,064	\$296,996	\$260,836
	Vermouth Wine	\$565,344	\$880,284	\$746,058	\$777,259	\$712,270
	<b>Summary</b>	<b>\$3,070,425</b>	<b>\$4,495,645</b>	<b>\$2,664,662</b>	<b>\$2,707,094</b>	<b>\$3,042,264</b>
France Wine	France Champagne Wine	\$3,016,380	\$7,720,944	\$3,353,981	\$4,223,837	\$6,030,878

## Wine Sales (Net \$)

Net Sales \$		Fiscal 2020/21 Q2	Fiscal 2020/21 Q3	Fiscal 2020/21 Q4	Fiscal 2021/22 Q1	Fiscal 2021/22 Q2
France Wine	France Fruit and Dessert Wine	\$14,124	\$11,941	\$9,006	\$7,867	\$57,693
	France Red Wine	\$11,830,112	\$10,759,329	\$8,597,698	\$6,924,516	\$14,832,801
	France Rose Wine	\$4,706,583	\$1,779,113	\$1,679,345	\$4,517,266	\$4,865,339
	France Sparkling Wine	\$759,302	\$1,095,236	\$531,022	\$752,877	\$931,803
	France White Wine	\$3,966,988	\$3,802,640	\$3,505,823	\$3,708,027	\$5,407,390
	<b>Summary</b>	<b>\$24,293,489</b>	<b>\$25,169,204</b>	<b>\$17,676,875</b>	<b>\$20,134,389</b>	<b>\$32,125,903</b>
Georgia Wine	Georgia Red Wine	\$45,360	\$73,559	\$54,588	\$56,840	\$45,564
	Georgia White Wine	\$1,205	\$2,676	\$2,186	\$736	\$0
	<b>Summary</b>	<b>\$46,565</b>	<b>\$76,235</b>	<b>\$56,774</b>	<b>\$57,576</b>	<b>\$45,564</b>
Germany Wine	Germany Fruit and Dessert Wine	\$0	\$0	\$0	\$0	\$3,198
	Germany Red Wine	\$56,295	\$50,897	\$64,094	\$55,550	\$41,544
	Germany Rose Wine	\$12,191	\$2,843	\$12,668	\$15,821	\$10,108
	Germany Sparkling Wine	\$674,106	\$1,320,650	\$517,169	\$446,104	\$786,901
	Germany White Wine	\$1,004,272	\$1,298,322	\$889,686	\$1,020,682	\$1,063,640
	<b>Summary</b>	<b>\$1,746,864</b>	<b>\$2,672,712</b>	<b>\$1,483,617</b>	<b>\$1,538,157</b>	<b>\$1,905,390</b>
Greece Wine	Greece Fruit and Dessert Wine	\$165	\$0	\$330	\$0	\$0
	Greece Red Wine	\$59,303	\$62,640	\$76,406	\$51,874	\$84,334
	Greece Rose Wine	\$393	\$550	\$706	\$235	\$0
	Greece Sparkling Wine	\$0	\$0	\$0	\$0	\$0
	Greece White Wine	\$80,946	\$57,515	\$69,748	\$67,572	\$92,244
	<b>Summary</b>	<b>\$140,807</b>	<b>\$120,705</b>	<b>\$147,190</b>	<b>\$119,682</b>	<b>\$176,578</b>
Hungary Wine	Hungary Fruit and Dessert Wine	\$15,196	\$29,480	\$20,053	\$14,223	\$19,408
	Hungary Red Wine	\$24,672	\$33,617	\$25,989	\$26,535	\$21,227
	Hungary Rose Wine	\$0	\$0	\$0	\$980	\$251
	Hungary Sparkling Wine	\$81,036	\$121,215	\$56,940	\$65,539	\$115,879
	Hungary White Wine	\$103,269	\$94,907	\$95,598	\$133,522	\$129,691
	<b>Summary</b>	<b>\$224,173</b>	<b>\$279,220</b>	<b>\$198,581</b>	<b>\$240,798</b>	<b>\$286,456</b>
Israel Wine	Israel Red Wine	\$24,261	\$27,177	\$22,422	\$38,192	\$31,828

## Wine Sales (Net \$)

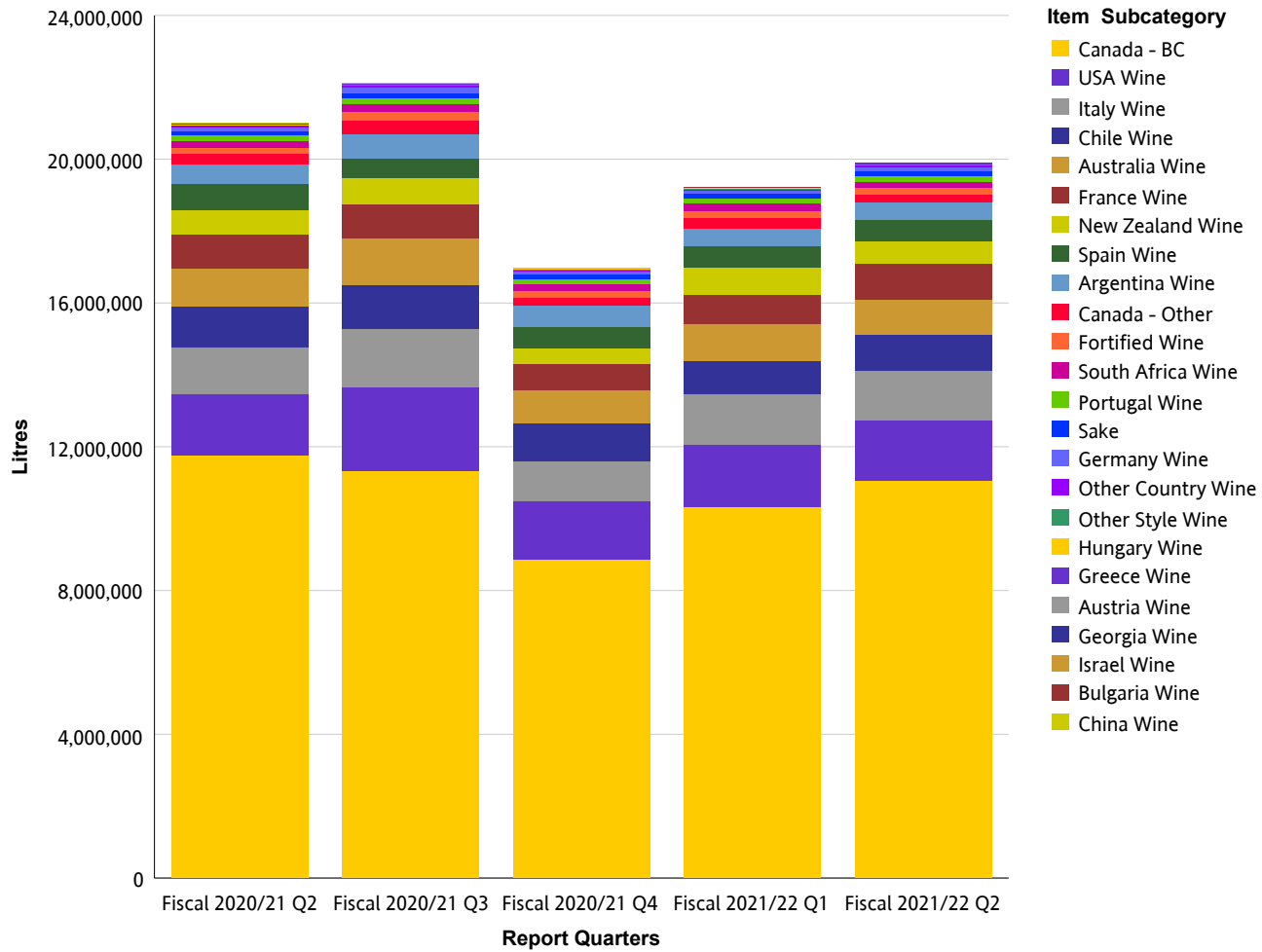
Net Sales \$		Fiscal 2020/21 Q2	Fiscal 2020/21 Q3	Fiscal 2020/21 Q4	Fiscal 2021/22 Q1	Fiscal 2021/22 Q2
Israel Wine	Israel Rose Wine	\$3,023	\$2,228	\$5,565	\$3,503	\$4,299
	Israel White Wine	\$13,440	\$10,017	\$17,718	\$9,889	\$14,922
	<b>Summary</b>	<b>\$40,724</b>	<b>\$39,422</b>	<b>\$45,705</b>	<b>\$51,584</b>	<b>\$51,050</b>
Italy Wine	Italy Fruit and Dessert Wine	\$12,848	\$16,180	\$4,352	\$11,714	\$13,758
	Italy Red Wine	\$9,772,135	\$15,880,889	\$11,353,605	\$10,866,677	\$11,891,142
	Italy Rose Wine	\$299,003	\$172,185	\$180,481	\$389,970	\$348,758
	Italy Sparkling Wine	\$2,175,887	\$2,578,000	\$1,730,383	\$2,731,539	\$2,796,602
	Italy White Wine	\$4,892,165	\$4,587,560	\$3,851,320	\$5,222,809	\$5,249,166
	Prosecco Wine	\$4,940,290	\$7,374,114	\$3,440,460	\$5,764,694	\$5,958,031
	<b>Summary</b>	<b>\$22,092,327</b>	<b>\$30,608,928</b>	<b>\$20,560,600</b>	<b>\$24,987,403</b>	<b>\$26,257,456</b>
New Zealand Wine	New Zealand Fruit and Dessert Wine	\$0	\$293	\$0	\$0	\$0
	New Zealand Red Wine	\$588,577	\$1,005,924	\$502,405	\$523,932	\$708,334
	New Zealand Rose Wine	\$609,152	\$315,525	\$308,560	\$777,305	\$484,922
	New Zealand Sparkling Wine	\$96,556	\$196,095	\$68,497	\$97,499	\$64,757
	New Zealand White Wine	\$10,790,898	\$11,741,514	\$6,980,043	\$11,955,763	\$10,369,043
	<b>Summary</b>	<b>\$12,085,183</b>	<b>\$13,259,352</b>	<b>\$7,859,504</b>	<b>\$13,354,499</b>	<b>\$11,627,056</b>
Other Country Wine	Other Country Fruit and Dessert Wine	\$374,291	\$398,334	\$383,142	\$392,393	\$414,923
	Other Country Red Wine	\$156,740	\$220,398	\$156,152	\$127,922	\$171,442
	Other Country Rose Wine	\$8,159	\$4,532	\$8,944	\$6,893	\$7,374
	Other Country Sparkling Wine	\$9,142	\$45,904	\$5,217	\$7,800	\$16,460
	Other Country White Wine	\$53,444	\$47,489	\$36,901	\$50,973	\$36,140
	<b>Summary</b>	<b>\$601,777</b>	<b>\$716,656</b>	<b>\$590,356</b>	<b>\$585,981</b>	<b>\$646,338</b>
Other Style Wine	Aperitif And Flavoured Wine	\$159,594	\$234,477	\$154,732	\$161,290	\$115,907
	Mead	\$181,380	\$75,814	\$55,991	\$113,161	\$183,531
	Rice Wine	\$53,465	\$89,465	\$89,528	\$65,664	\$56,143
	<b>Summary</b>	<b>\$394,439</b>	<b>\$399,756</b>	<b>\$300,251</b>	<b>\$340,115</b>	<b>\$355,581</b>
Portugal Wine	Portugal Fruit and Dessert Wine	\$4,782	\$63,057	\$6,719	\$4,131	\$5,215
	Portugal Red Wine	\$1,041,794	\$1,393,208	\$954,059	\$925,526	\$1,043,797



## Wine Sales (Net \$)

Net Sales \$		Fiscal 2020/21 Q2	Fiscal 2020/21 Q3	Fiscal 2020/21 Q4	Fiscal 2021/22 Q1	Fiscal 2021/22 Q2
Portugal Wine	Portugal Rose Wine	\$263,631	\$182,671	\$157,034	\$274,459	\$256,632
	Portugal Sparkling Wine	\$8,177	\$3,734	\$4,625	\$8,450	\$12,580
	Portugal White Wine	\$631,556	\$438,023	\$408,919	\$633,842	\$646,541
	<b>Summary</b>	<b>\$1,949,940</b>	<b>\$2,080,693</b>	<b>\$1,531,356</b>	<b>\$1,846,407</b>	<b>\$1,964,764</b>
Sake	Japan Sake	\$1,629,139	\$1,721,551	\$1,859,796	\$1,610,470	\$1,867,091
	Other Country Sake	\$79,045	\$68,894	\$77,250	\$83,479	\$77,640
	USA Sake	\$597,273	\$723,242	\$740,547	\$603,235	\$645,349
	<b>Summary</b>	<b>\$2,305,458</b>	<b>\$2,513,688</b>	<b>\$2,677,594</b>	<b>\$2,297,184</b>	<b>\$2,590,081</b>
South Africa Wine	South Africa Fruit and Dessert Wine	\$0	\$3,239	\$6,934	\$0	\$0
	South Africa Red Wine	\$1,055,302	\$1,401,413	\$1,290,499	\$1,139,683	\$1,024,488
	South Africa Rose Wine	\$104,831	\$29,733	\$9,108	\$94,504	\$110,806
	South Africa Sparkling Wine	\$4,763	\$4,536	\$5,198	\$5,597	\$6,074
	South Africa White Wine	\$796,226	\$912,745	\$895,251	\$1,041,338	\$1,004,152
	<b>Summary</b>	<b>\$1,961,121</b>	<b>\$2,351,666</b>	<b>\$2,206,990</b>	<b>\$2,281,122</b>	<b>\$2,145,520</b>
Spain Wine	Spain Fruit and Dessert Wine	\$6,083	\$6,391	\$5,610	\$9,179	\$17,543
	Spain Red Wine	\$5,116,636	\$4,807,732	\$4,881,870	\$4,666,716	\$4,258,980
	Spain Rose Wine	\$556,178	\$187,952	\$295,574	\$407,345	\$366,353
	Spain Sparkling Wine	\$1,106,640	\$1,806,530	\$925,529	\$1,087,464	\$1,302,722
	Spain White Wine	\$857,034	\$426,949	\$717,705	\$667,695	\$756,843
	<b>Summary</b>	<b>\$7,642,571</b>	<b>\$7,235,554</b>	<b>\$6,826,288</b>	<b>\$6,838,398</b>	<b>\$6,702,442</b>
USA Wine	USA Fruit and Dessert Wine	\$2,373	\$1,451	\$1,297	\$771	\$812
	USA Red Wine	\$22,586,564	\$35,574,725	\$22,399,628	\$25,016,692	\$24,553,495
	USA Rose Wine	\$1,506,179	\$1,263,805	\$1,009,161	\$1,807,846	\$1,656,855
	USA Sparkling Wine	\$275,146	\$392,209	\$258,367	\$333,185	\$316,176
	USA White Wine	\$7,036,706	\$6,972,599	\$5,653,708	\$6,820,735	\$6,636,152
	<b>Summary</b>	<b>\$31,406,967</b>	<b>\$44,204,790</b>	<b>\$29,322,162</b>	<b>\$33,979,229</b>	<b>\$33,163,490</b>
<b>Summary</b>		<b>\$315,452,394</b>	<b>\$322,325,055</b>	<b>\$233,928,579</b>	<b>\$282,233,586</b>	<b>\$319,196,637</b>

## Wine Sales (Litres)



## Wine Sales (Litres)

### Wine

Litres		Fiscal 2020/21 Q2	Fiscal 2020/21 Q3	Fiscal 2020/21 Q4	Fiscal 2021/22 Q1	Fiscal 2021/22 Q2
Argentina Wine	Argentina Red Wine	479,912	621,005	538,835	439,011	437,438
	Argentina Rose Wine	24,319	8,502	18,022	21,460	13,399
	Argentina Sparkling Wine	382	842	648	270	576
	Argentina White Wine	60,315	50,846	51,145	37,074	28,849
	<b>Summary</b>	<b>564,928</b>	<b>681,195</b>	<b>608,650</b>	<b>497,816</b>	<b>480,262</b>
Australia Wine	Australia Fruit and Dessert Wine	0	18	2	0	6
	Australia Red Wine	562,856	719,297	499,762	488,984	454,549
	Australia Rose Wine	31,670	25,062	24,056	35,469	26,638
	Australia Sparkling Wine	59,231	100,439	51,148	64,548	63,240
	Australia White Wine	423,052	472,331	352,974	419,735	411,630
	<b>Summary</b>	<b>1,076,809</b>	<b>1,317,147</b>	<b>927,941</b>	<b>1,008,736</b>	<b>956,064</b>
Austria Wine	Austria Fruit and Dessert Wine	2	0	2	2	0
	Austria Red Wine	564	1,282	1,388	1,646	1,359
	Austria Rose Wine	135	86	18	0	72
	Austria Sparkling Wine	68	243	9	27	288
	Austria White Wine	2,192	3,304	2,633	1,808	2,434
	<b>Summary</b>	<b>2,960</b>	<b>4,914</b>	<b>4,051</b>	<b>3,482</b>	<b>4,154</b>
Bulgaria Wine	Bulgaria Red Wine	315	219	144	90	108
	Bulgaria Rose Wine	439	0	0	0	0
	Bulgaria White Wine	9	0	0	0	189
	<b>Summary</b>	<b>763</b>	<b>219</b>	<b>144</b>	<b>90</b>	<b>297</b>
Canada - BC	Canada - BC Dessert Wine	12,160	6,783	2,759	3,855	9,400
	Canada - BC Fruit Wine	90,002	64,637	35,934	48,786	81,607
	Canada - BC Ice Wine	5,260	5,642	2,784	3,766	6,432
	Canada - BC Red Wine	4,886,117	5,616,657	4,168,776	4,213,273	4,521,099
	Canada - BC Rose Wine	767,150	332,371	373,210	774,975	754,277

## Wine Sales (Litres)

Litres		Fiscal 2020/21 Q2	Fiscal 2020/21 Q3	Fiscal 2020/21 Q4	Fiscal 2021/22 Q1	Fiscal 2021/22 Q2
Canada - BC	Canada - BC Sparkling Wine	223,488	169,414	105,490	189,760	242,195
	Canada - BC White Wine	5,774,676	5,136,523	4,164,405	5,080,330	5,449,505
	<b>Summary</b>	<b>11,758,854</b>	<b>11,332,027</b>	<b>8,853,359</b>	<b>10,314,745</b>	<b>11,064,514</b>
Canada - Other	Canada - Other Dessert Wine	136	45	5	88	94
	Canada - Other Fruit Wine	0	0	0	38	296
	Canada - Other Ice Wine	367	1,266	1,184	1,059	1,277
	Canada - Other Red Wine	112,392	149,705	86,046	119,782	73,342
	Canada - Other Rose Wine	11,146	909	528	7,992	11,072
	Canada - Other Sparkling Wine	60,581	112,420	52,744	64,172	65,704
	Canada - Other White Wine	88,630	93,758	74,935	101,000	79,776
	<b>Summary</b>	<b>273,253</b>	<b>358,103</b>	<b>215,443</b>	<b>294,131</b>	<b>231,560</b>
Chile Wine	Chile Fruit and Dessert Wine	18	27	45	27	22
	Chile Red Wine	632,286	834,688	696,177	559,597	580,316
	Chile Rose Wine	82,750	54,924	32,946	58,241	78,449
	Chile Sparkling Wine	3,938	6,398	7,166	5,612	5,287
	Chile White Wine	404,253	307,247	294,932	302,568	353,592
	<b>Summary</b>	<b>1,123,244</b>	<b>1,203,284</b>	<b>1,031,266</b>	<b>926,044</b>	<b>1,017,666</b>
China Wine	China Fruit and Dessert Wine	0	510	705	0	0
	China Red Wine	32	27	108	0	0
	China White Wine	0	0	9	0	0
	<b>Summary</b>	<b>32</b>	<b>537</b>	<b>822</b>	<b>0</b>	<b>0</b>
Fortified Wine	Other Fortified Domestic Wine	83,102	84,526	63,012	63,920	69,086
	Other Fortified Import Wine	23,130	30,862	26,387	24,499	21,656
	Port Wine	17,663	43,854	18,101	15,911	16,912
	Sherry Wine	13,753	32,109	13,970	15,152	12,981
	Vermouth Wine	48,517	77,985	62,392	63,636	55,598
	<b>Summary</b>	<b>186,165</b>	<b>269,337</b>	<b>183,863</b>	<b>183,118</b>	<b>176,233</b>
France Wine	France Champagne Wine	30,056	82,777	36,856	44,535	65,316

## Wine Sales (Litres)

Litres		Fiscal 2020/21 Q2	Fiscal 2020/21 Q3	Fiscal 2020/21 Q4	Fiscal 2021/22 Q1	Fiscal 2021/22 Q2
France Wine	France Fruit and Dessert Wine	364	237	216	211	292
	France Red Wine	391,688	506,970	401,733	333,766	401,362
	France Rose Wine	298,653	119,032	108,625	257,696	283,766
	France Sparkling Wine	43,144	56,768	27,501	42,450	49,003
	France White Wine	175,589	177,428	160,071	157,875	199,502
	<b>Summary</b>	<b>939,495</b>	<b>943,213</b>	<b>735,002</b>	<b>836,534</b>	<b>999,240</b>
Georgia Wine	Georgia Red Wine	2,475	4,004	2,997	3,087	2,502
	Georgia White Wine	44	98	80	27	0
	<b>Summary</b>	<b>2,519</b>	<b>4,102</b>	<b>3,077</b>	<b>3,114</b>	<b>2,502</b>
Germany Wine	Germany Fruit and Dessert Wine	0	0	0	0	2
	Germany Red Wine	2,736	3,158	2,617	1,971	1,673
	Germany Rose Wine	566	162	608	742	531
	Germany Sparkling Wine	43,462	88,766	31,123	27,808	48,172
	Germany White Wine	69,666	86,838	58,777	65,025	67,634
	<b>Summary</b>	<b>116,430</b>	<b>178,924</b>	<b>93,124</b>	<b>95,547</b>	<b>118,012</b>
Greece Wine	Greece Fruit and Dessert Wine	6	0	12	0	0
	Greece Red Wine	4,482	4,479	5,266	3,804	5,904
	Greece Rose Wine	22	32	40	14	0
	Greece Sparkling Wine	0	0	0	0	0
	Greece White Wine	6,564	4,624	5,563	5,480	7,136
	<b>Summary</b>	<b>11,074</b>	<b>9,134</b>	<b>10,882</b>	<b>9,298</b>	<b>13,040</b>
Hungary Wine	Hungary Fruit and Dessert Wine	360	571	435	242	398
	Hungary Red Wine	1,774	2,486	1,863	2,068	1,485
	Hungary Rose Wine	0	0	0	72	18
	Hungary Sparkling Wine	6,471	10,192	4,272	5,166	8,955
	Hungary White Wine	9,155	7,894	8,761	11,948	12,086
	<b>Summary</b>	<b>17,761</b>	<b>21,144</b>	<b>15,331</b>	<b>19,495</b>	<b>22,941</b>
Israel Wine	Israel Red Wine	1,170	1,304	1,089	1,809	1,484

## Wine Sales (Litres)

Litres		Fiscal 2020/21 Q2	Fiscal 2020/21 Q3	Fiscal 2020/21 Q4	Fiscal 2021/22 Q1	Fiscal 2021/22 Q2
Israel Wine	Israel Rose Wine	171	126	315	198	243
	Israel White Wine	648	483	855	477	720
	<b>Summary</b>	<b>1,989</b>	<b>1,913</b>	<b>2,259</b>	<b>2,484</b>	<b>2,447</b>
Italy Wine	Italy Fruit and Dessert Wine	418	554	49	114	144
	Italy Red Wine	526,926	747,344	554,294	546,498	535,404
	Italy Rose Wine	17,063	8,660	9,394	22,147	18,944
	Italy Sparkling Wine	123,913	143,606	97,132	150,612	158,581
	Italy White Wine	369,711	339,953	284,013	387,423	365,696
	Prosecco Wine	262,346	395,726	178,916	302,399	306,799
	<b>Summary</b>	<b>1,300,377</b>	<b>1,635,843</b>	<b>1,123,798</b>	<b>1,409,192</b>	<b>1,385,568</b>
New Zealand Wine	New Zealand Fruit and Dessert Wine	0	4	0	0	0
	New Zealand Red Wine	27,200	46,482	22,543	23,750	31,524
	New Zealand Rose Wine	34,816	17,704	17,297	45,089	28,829
	New Zealand Sparkling Wine	4,578	9,852	3,249	4,748	3,087
	New Zealand White Wine	615,316	666,398	380,250	671,343	577,080
	<b>Summary</b>	<b>681,910</b>	<b>740,440</b>	<b>423,339</b>	<b>744,930</b>	<b>640,520</b>
Other Country Wine	Other Country Fruit and Dessert Wine	20,684	21,657	20,473	21,211	22,176
	Other Country Red Wine	7,262	10,012	7,286	5,917	9,521
	Other Country Rose Wine	346	194	351	306	332
	Other Country Sparkling Wine	302	1,840	108	248	450
	Other Country White Wine	2,232	1,958	1,464	1,984	1,532
	<b>Summary</b>	<b>30,826</b>	<b>35,660</b>	<b>29,682</b>	<b>29,667</b>	<b>34,012</b>
Other Style Wine	Aperitif And Flavoured Wine	9,254	13,732	9,354	10,558	6,086
	Mead	7,919	3,282	2,676	5,153	8,013
	Rice Wine	3,355	5,542	5,884	5,185	4,688
	<b>Summary</b>	<b>20,527</b>	<b>22,556</b>	<b>17,914</b>	<b>20,896</b>	<b>18,787</b>
Portugal Wine	Portugal Fruit and Dessert Wine	104	1,398	152	104	94
	Portugal Red Wine	87,788	113,922	83,552	79,241	87,169

## Wine Sales (Litres)

Litres		Fiscal 2020/21 Q2	Fiscal 2020/21 Q3	Fiscal 2020/21 Q4	Fiscal 2021/22 Q1	Fiscal 2021/22 Q2
Portugal Wine	Portugal Rose Wine	26,608	17,707	16,202	28,760	28,306
	Portugal Sparkling Wine	302	158	216	375	538
	Portugal White Wine	52,170	34,410	33,100	52,401	52,847
	<b>Summary</b>	<b>166,971</b>	<b>167,595</b>	<b>133,222</b>	<b>160,882</b>	<b>168,955</b>
Sake	Japan Sake	47,842	52,470	50,789	49,398	55,000
	Other Country Sake	4,171	3,559	4,083	4,392	4,121
	USA Sake	63,481	75,611	79,435	61,552	70,970
	<b>Summary</b>	<b>115,494</b>	<b>131,640</b>	<b>134,306</b>	<b>115,343</b>	<b>130,090</b>
South Africa Wine	South Africa Fruit and Dessert Wine	0	14	45	0	0
	South Africa Red Wine	82,302	112,706	109,375	97,877	74,742
	South Africa Rose Wine	9,759	2,693	706	6,768	10,252
	South Africa Sparkling Wine	261	180	230	256	274
	South Africa White Wine	73,686	80,880	83,876	99,262	90,180
	<b>Summary</b>	<b>166,008</b>	<b>196,472</b>	<b>194,231</b>	<b>204,163</b>	<b>175,448</b>
Spain Wine	Spain Fruit and Dessert Wine	171	160	162	329	763
	Spain Red Wine	478,876	365,282	410,721	403,298	369,328
	Spain Rose Wine	72,780	21,238	39,519	54,358	49,795
	Spain Sparkling Wine	69,401	114,261	56,988	66,892	80,191
	Spain White Wine	102,884	39,288	81,382	69,019	81,991
	<b>Summary</b>	<b>724,113</b>	<b>540,229</b>	<b>588,771</b>	<b>593,897</b>	<b>582,068</b>
USA Wine	USA Fruit and Dessert Wine	130	68	66	32	36
	USA Red Wine	1,066,034	1,716,754	1,138,444	1,138,069	1,112,952
	USA Rose Wine	146,290	128,826	107,800	152,767	137,256
	USA Sparkling Wine	14,560	20,342	13,009	15,100	12,631
	USA White Wine	481,152	450,023	381,230	439,909	402,900
	<b>Summary</b>	<b>1,708,167</b>	<b>2,316,012</b>	<b>1,640,549</b>	<b>1,745,876</b>	<b>1,665,776</b>
<b>Summary</b>		<b>20,990,670</b>	<b>22,111,641</b>	<b>16,971,025</b>	<b>19,219,480</b>	<b>19,890,156</b>

# GLOSSARY AND EXPLANATORY NOTES

Domestic Beer – the domestic beer classification is defined as follows:

Commercial Beer – Breweries with Annual Production over 350,000HL

Regional Beer – Breweries with Annual Production over 15,000HL and up to 350,000HL

Micro Brew Beer – Breweries with Annual Production up to 15,000HL

Negative Sales

Occasionally, negative sales are reported. This is usually due to adjustments or product returns.