

FINANCIAL CALENDAR

FISCAL YEAR 2020-2021 ACCOUNTING PERIODS

PERIOD 1

	S	M	T	W	T	F	S
				1	2	3	4
APR	5	6	7	8	9	10	11
	12	13	14	15	16	17	18
	19	20	21	22	23	24	25
	26	27	28	29	30		
					1	2	

Period End: May 02, 2020

CUR 32 (27) YTD 32 (27)

PERIOD 2

	S	M	T	W	T	F	S
	3	4	5	6	7	8	9
MAY	10	11	12	13	14	15	16
	17	18	19	20	21	22	23
	24	25	26	27	28	29	30
	31						
	1	2	3	4	5	6	

Period End: Jun 06, 2020

CUR 35 (35) YTD 67 (62)

PERIOD 3

	S	M	T	W	T	F	S
	7	8	9	10	11	12	13
JUN	14	15	16	17	18	19	20
	21	22	23	24	25	26	27
	28	29	30				
			1	2	3	4	

Period End: Jul 04, 2020

CUR 28 (28) YTD 95 (90)

PERIOD 4

	S	M	T	W	T	F	S
	5	6	7	8	9	10	11
JUL	12	13	14	15	16	17	18
	19	20	21	22	23	24	25
	26	27	28	29	30	31	
							1

Period End: Aug 01, 2020

CUR 28 (28) YTD 123 (118)

PERIOD 5

	S	M	T	W	T	F	S
	2	3	4	5	6	7	8
AUG	9	10	11	12	13	14	15
	16	17	18	19	20	21	22
	23	24	25	26	27	28	29
	30	31					
			1	2	3	4	5

Period End: Sep 05, 2020

CUR 35 (35) YTD 158 (153)

PERIOD 6

	S	M	T	W	T	F	S
	6	7	8	9	10	11	12
SEP	13	14	15	16	17	18	19
	20	21	22	23	24	25	26
	27	28	29	30			
					1	2	3

Period End: Oct 03, 2020

CUR 28 (28) YTD 186 (181)

PERIOD 7

	S	M	T	W	T	F	S
	4	5	6	7	8	9	10
OCT	11	12	13	14	15	16	17
	18	19	20	21	22	23	24
	25	26	27	28	29	30	31

Period End: Oct 31, 2020

CUR 28 (28) YTD 214 (209)

PERIOD 8

	S	M	T	W	T	F	S
	1	2	3	4	5	6	7
NOV	8	9	10	11	12	13	14
	15	16	17	18	19	20	21
	22	23	24	25	26	27	28

Period End: Nov 28, 2020

CUR 28 (28) YTD 242 (237)

PERIOD 9

	S	M	T	W	T	F	S
	29	30					
DEC		1	2	3	4	5	
	6	7	8	9	10	11	12
	13	14	15	16	17	18	19
	20	21	22	23	24	25	26
	27	28	29	30	31		
					1	2	

Period End: Jan 02, 2021

CUR 33 (34) YTD 275 (271)

PERIOD 10

	S	M	T	W	T	F	S
	3	4	5	6	7	8	9
JAN	10	11	12	13	14	15	16
	17	18	19	20	21	22	23
	24	25	26	27	28	29	30

Period End: Jan 30, 2021

CUR 28 (27) YTD 303 (298)

PERIOD 11

	S	M	T	W	T	F	S
	31						
FEB		1	2	3	4	5	6
	7	8	9	10	11	12	13
	14	15	16	17	18	19	20
	21	22	23	24	25	26	27
	28						
	1	2	3	4	5	6	

Period End: Mar 06, 2021

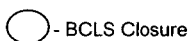
CUR 35 (35) YTD 338 (333)

PERIOD 12

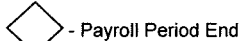
	S	M	T	W	T	F	S
	7	8	9	10	11	12	13
MAR	14	15	16	17	18	19	20
	21	22	23	24	25	26	27
	28	29	30	31			

Period End: Mar 31, 2021

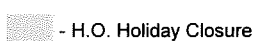
CUR 25 (31) YTD 363 (364)



CUR = Number of BCLS Business Days in current period (Previous Year's Business Days are in Brackets)



YTD = Number of BCLS Business Days Year-to-Date (Previous Year's Business Days are in Brackets)



LIQUOR DISTRIBUTION BRANCH