



**LIQUOR  
DISTRIBUTION  
BRANCH**

**BRITISH COLUMBIA LIQUOR DISTRIBUTION BRANCH**

**Statements of Financial Information**

**For the Fiscal Year Ended March 31, 2013**



## Table of Contents

• Audited Financial Statements – March 31, 2013	3
• Schedule of Debts	25
• Schedule of Guarantee and Indemnity Agreements	25
• Schedule of Remuneration and Expenses	26
• Remuneration and Expenses Reconciliation	29
• Statement of Severance Agreements	29
• Schedule of Payments to Suppliers	30
• Payments to Suppliers Reconciliation	45
• Statement of Payments for Grants and Contributions	46
• Statement of Financial Information Approval	46

## MANAGEMENT'S RESPONSIBILITY FOR FINANCIAL REPORTING

The financial statements of the British Columbia Liquor Distribution Branch have been prepared by management in accordance with International Financial Reporting Standards. Any financial information contained elsewhere in the annual report has been reviewed to ensure consistency with the financial statements.

Management is responsible for the integrity of the financial statements and has established systems of internal control to provide reasonable assurance that assets are safeguarded, transactions are properly authorized and financial records are properly maintained to facilitate the preparation of financial statements in a timely manner.

The Office of the Auditor General of British Columbia has performed an independent audit of the financial statements of the Liquor Distribution Branch. The Auditor's Report outlines the scope of this independent audit and expresses an opinion on the financial statements of the Liquor Distribution Branch.



R. Blain Lawson  
General Manager and Chief Executive Officer



Roger M. Bissoondatt, CA, CMA  
Chief Financial Officer

Vancouver, British Columbia  
May 29, 2013



## INDEPENDENT AUDITOR'S REPORT

*To the Minister of Energy, Mines and Natural Gas, Province of British Columbia*

### **Report on the Financial Statements**

I have audited the accompanying financial statements of the British Columbia Liquor Distribution Branch, which comprise the statements of financial position as at March 31, 2013, and the statements of comprehensive income, advance due from (to) Province of British Columbia and cash flows for the periods ended March 31, 2013 and 2012, and a summary of significant accounting policies and other explanatory information.

### **Management's Responsibility for the Financial Statements**

Management is responsible for the preparation and fair presentation of these financial statements in accordance with International Financial Reporting Standards, and for such internal control as management determines, is necessary to enable the preparation of financial statements that are free from material misstatement, whether due to fraud or error.

### **Auditor's Responsibility**

My responsibility is to express an opinion on these financial statements based on my audit. I conducted my audit in accordance with Canadian generally accepted auditing standards. Those standards require that I comply with ethical requirements and plan and perform the audit to obtain reasonable assurance about whether the financial statements are free from material misstatement.


An audit involves performing procedures to obtain audit evidence about the amounts and disclosures in the financial statements. The procedures selected depend on the auditor's judgment, including the assessment of the risks of material misstatement of the financial statements, whether due to fraud or error. In making those risk assessments, the auditor considers internal control relevant to the entity's preparation and fair presentation of the financial statements in order to design audit procedures that are appropriate in the circumstances, but not for the purpose of expressing an opinion on the effectiveness of the entity's internal control. An audit also includes evaluating the appropriateness of accounting policies used and the reasonableness of accounting estimates made by management, as well as evaluating the overall presentation of the financial statements.

In my view, the audit evidence I have obtained in my audit is sufficient and appropriate to provide a basis for my audit opinion.

### **Opinion**

In my opinion, the financial statements present fairly, in all material respects, the financial position of the British Columbia Liquor Distribution Branch as at March 31, 2013, and the results of its operations and its cash flows for the year ended March 31, 2013, in accordance with International Financial Reporting Standards.

Victoria, British Columbia  
June 4, 2013

  
Russ Jones, MBA, CA  
Auditor General (Acting)

**Liquor Distribution Branch**  
*Statements of Comprehensive Income*  
For the years ended March 31, 2013 and 2012

(in thousands of dollars)

<b>Year ended March 31,</b>	<b>Note</b>	<b>2013</b>	<b>2012</b>
Sales	4	2,950,417	2,889,869
Less commissions and discounts		(196,331)	(187,583)
Net sales		2,754,086	2,702,286
Cost of sales		(1,540,783)	(1,510,744)
<b>Gross profit</b>		1,213,303	1,191,542
Administration expenses	5,13	(279,422)	(275,681)
Transportation expenses	5	(12,122)	(10,777)
Marketing expenses	5	(4,687)	(4,533)
Net operating income		917,072	900,551
Other income		12,487	10,594
<b>Net income and comprehensive income</b>		929,559	911,145

The accompanying notes are an integral part of these financial statements.

# Liquor Distribution Branch

## *Statements of Due From the Province of British Columbia*

*For the years ended March 31, 2013 and 2012*

---

(in thousands of dollars)

<b>Year Ended March 31,</b>	<b>2013</b>	<b>2012</b>
Balance beginning of year	8,900	11,458
Net income and comprehensive income	(929,559)	(911,145)
Payments to the Province of British Columbia	921,735	908,587
Balance end of year	<u>1,076</u>	<u>8,900</u>

---

The accompanying notes are an integral part of these financial statements.

# Liquor Distribution Branch


## Statements of Financial Position

As at March 31, 2013 and 2012

(in thousands of dollars)

As at	Note	March 31	
		2013	2012
<b>ASSETS</b>			
NON-CURRENT ASSETS			
Property and equipment	6	47,610	62,984
Intangible assets	7	11,732	2,471
Prepaid expenses - long term	8	2,709	8,697
		<u>62,051</u>	<u>74,152</u>
CURRENT ASSETS			
Due from Province of British Columbia	9	1,076	8,900
Inventories	10	88,555	81,815
Prepaid expenses	8	7,570	2,348
Accounts receivable	11	9,327	5,582
Cash		18,783	17,362
		<u>125,311</u>	<u>116,007</u>
TOTAL ASSETS		<u>187,362</u>	<u>190,159</u>
<b>LIABILITIES</b>			
NON-CURRENT LIABILITIES			
Other long-term liabilities	12,13,14	24,200	22,292
		<u>24,200</u>	<u>22,292</u>
CURRENT LIABILITIES			
Accounts payable and accrued liabilities	14,15	163,162	167,867
		<u>163,162</u>	<u>167,867</u>
TOTAL LIABILITIES		<u>187,362</u>	<u>190,159</u>

Approved for issue on May 29, 2013 by:



R. Blain Lawson  
General Manager and  
Chief Executive Officer



Roger M. Bissoondatt, CA, CMA  
Chief Financial Officer

The accompanying notes are an integral part of these financial statements.

# Liquor Distribution Branch

## Statements of Cash Flows

For the years ended March 31, 2013 and 2012

(in thousands of dollars)

<b>Year Ended March 31,</b>	<b>Note</b>	<b>2013</b>	<b>2012</b>
<b>CASH FLOWS FROM (USED IN) OPERATING ACTIVITIES</b>			
Cash receipts from customers		2,750,341	2,701,717
Cash payments to the Province of British Columbia	9	(921,735)	(908,587)
Cash paid to suppliers and employees		(1,829,533)	(1,759,981)
Cash receipts from other income		12,821	10,501
Interest paid on capital lease and loans		(2)	(16)
<b>CASH FLOWS FROM OPERATING ACTIVITIES</b>		<b>11,892</b>	<b>43,634</b>
<b>CASH FLOWS FROM (USED IN) INVESTING ACTIVITIES</b>			
Acquisition of property and equipment	6	(9,891)	(18,619)
Acquisition of intangible assets	7	(525)	(403)
Proceeds from disposal of property and equipment		25	108
<b>CASH FLOWS (USED IN) INVESTING ACTIVITIES</b>		<b>(10,391)</b>	<b>(18,914)</b>
<b>CASH FLOWS (USED IN) FINANCING ACTIVITIES</b>			
Payments on capital leases		(50)	(47)
Payments on tenant improvement loans		(30)	(158)
<b>CASH FLOWS (USED IN) FINANCING ACTIVITIES</b>		<b>(80)</b>	<b>(205)</b>
<b>NET INCREASE IN CASH AND CASH EQUIVALENTS</b>		<b>1,421</b>	<b>24,515</b>
<b>CASH AND CASH EQUIVALENTS (BANK INDEBTEDNESS) - BEGINNING OF YEAR</b>		<b>17,362</b>	<b>(7,153)</b>
<b>CASH AND CASH EQUIVALENTS - END OF YEAR</b>		<b>18,783</b>	<b>17,362</b>

The accompanying notes are an integral part of these financial statements.



# Liquor Distribution Branch

## *Notes to the financial statements*

*For the years ended March 31, 2013 and 2012*

*(Tabular amounts in thousands of dollars)*

---

### **1. Purpose of the Branch**

The British Columbia Liquor Distribution Branch (the LDB) is one of two branches of the Province of British Columbia (the Province) responsible for the beverage alcohol industry in British Columbia and reports to the Minister of Energy and Mines.

The LDB obtains its authority for operation from the *British Columbia Liquor Distribution Act* (the Act). As stated in Section 2 of the Act, the LDB has the exclusive right to purchase liquor for resale and reuse in the Province in accordance with the provisions of the *Importation of Intoxicating Liquors Act (Canada)*.

The LDB is reported in the public accounts on a modified equity basis, in a manner similar to a commercial Crown corporation.

### **2. Basis of presentation**

#### **(a) Statement of compliance**

The financial statements have been prepared in accordance with International Financial Reporting Standards (IFRS).

#### **(b) Basis of measurement**

The financial statements have been prepared on the historical cost basis. The accounts have been prepared on a going concern basis.

#### **(c) Functional and presentation currency**

These financial statements are presented in Canadian dollars, which is the LDB's functional currency. All financial information has been rounded to the nearest thousand.

#### **(d) Use of estimates and judgements**

The preparation of financial statements in conformity with IFRS requires the use of certain critical accounting estimates. It also requires management to exercise its judgement in the process of applying the LDB's accounting policies. Actual results could differ from those estimates.

Estimates and underlying assumptions are reviewed on an ongoing basis. Revisions to accounting estimates are recognized in the period in which the estimates are revised and in any future periods affected.

In determining and applying accounting policies, judgement is often required where the choice of specific policy, assumption or account estimate to be followed could materially affect the reported results or net position of the LDB, should it later be determined that a different choice would be more appropriate.

Management considers the following to be areas of significant judgement and estimation for the LDB due to greater complexity and/or being particularly subject to the exercise of judgement:

# Liquor Distribution Branch

## *Notes to the financial statements*

*For the years ended March 31, 2013 and 2012*

*(Tabular amounts in thousands of dollars)*

---

- i) **Property and equipment**  
The determination of the useful economic life and residual values of property and equipment is subject to management estimation. The LDB regularly reviews all of its depreciation rates and residual values to take account of any changes in circumstances, and any changes that could affect prospective depreciation charges and asset carrying values.
- ii) **Employee benefits – Retiring allowances**  
Employees who are eligible to retire and receive pension benefits under the Public Service Pension Plan are granted full vacation entitlement for the final calendar year of service. The LDB recognizes a liability and an expense for retiring allowances when benefits are earned and not when these benefits are paid. These obligations are valued by independent actuaries.

### **3. Significant accounting policies**

The accounting policies below have been applied consistently to all periods presented in these financial statements, unless otherwise indicated.

#### **(a) Foreign currency translation**

The LDB in the normal course of business purchases product in foreign currency. Any foreign currency transactions are translated into Canadian dollars at the rate of exchange in effect at the transaction date. Any foreign currency denominated monetary assets and liabilities are stated using the prevailing rate of exchange at the date of the statement of financial position.

#### **(b) Financial instruments**

Financial assets are recognized when the LDB has rights or other access to economic benefits. Such assets consist of cash or a contractual right to receive cash or another financial asset. The LDB derecognizes a financial asset when the contractual rights to the cash flows from the asset have expired or have been transferred and all the risks and rewards of ownership are substantially transferred.

All of the LDB's financial assets are designated as loans and receivables and deposits. The LDB initially recognizes loans and receivables and deposits on the date that they originate.

Financial liabilities are recognized when there is an obligation to transfer benefits and that obligation is a contractual liability to deliver cash or another financial asset. Financial liabilities are derecognized when they are extinguished.

Financial assets and liabilities are offset and the net amount presented in the statement of financial position when, and only when, the LDB has a legal right to offset the amounts and intends either to settle on a net basis or to realize the asset and settle the liability simultaneously.

# Liquor Distribution Branch

## *Notes to the financial statements*

For the years ended March 31, 2013 and 2012

(Tabular amounts in thousands of dollars)

---

The LDB has the following categories of financial assets and financial liabilities:

### ***Loans and receivables***

Loans and receivables are non-derivative financial assets with fixed or determinable payments that are not quoted in an active market. They arise when the LDB provides money, goods or services directly to a debtor with no intention of trading the receivable. They are included in current assets, except for maturities of greater than 12 months after the statement of financial position date which are classified as non-current assets. Loans and receivables are initially recognized at fair value plus any directly attributable transaction costs. Subsequent to initial recognition, loans and receivables are measured at amortized cost using the effective interest method, less any provision for impairment. Any resulting income or expense is recognized in the statement of comprehensive income. Loans and receivables include accounts receivable, cash on hand and bank deposits in transit.

i) **Accounts receivable**

Accounts receivable are recognized initially at the invoice amount, which approximates the fair value.

A provision for impairment of trade receivables is established when there is objective evidence that the LDB will not be able to collect all amounts due according to the terms of the receivables. The carrying amount of accounts receivable is reduced through the use of an allowance account, and the amount of the loss is recognized in the statement of comprehensive income. The amount of the provision is the difference between the asset's carrying value and the present value of the estimated future cash flows discounted at the original effective interest rate. Subsequent recoveries of amounts previously written off are credited to other income.

ii) **Cash and cash equivalents**

Cash and cash equivalents include cash on hand, bank deposits in transit, and bank overdrafts. Bank overdrafts are shown as bank indebtedness in current liabilities on the statement of financial position.

### ***Financial liabilities held at amortized cost***

Financial liabilities are initially recognized at fair value and subsequently measured at amortized cost using effective interest method and include accounts payable, tenant improvement loans, and bank indebtedness. Any resulting income or expense is recognized in the statement of comprehensive income.

i) **Accounts payable**

Accounts payable are obligations to pay for goods or services that have been acquired in the ordinary course of business from suppliers. Accounts payable are classified as current liabilities if the payment is due within one year or less and non-current liabilities if the payment is due more than one year from the statement of financial position date.

# Liquor Distribution Branch

## *Notes to the financial statements*

*For the years ended March 31, 2013 and 2012*

*(Tabular amounts in thousands of dollars)*

---

ii) Bank indebtedness

Bank indebtedness is shown in current liabilities and included within cash and cash equivalents on the statement of cash flows as it forms an integral part of the LDB's cash management.

**(c) Property and equipment**

Property and equipment are measured at historical cost less accumulated depreciation and accumulated impairment losses. Historical cost includes expenditures that are directly attributable to the acquisition of the items. Subsequent costs are included in the asset's carrying amount or recognized as a separate asset, as appropriate, only when it is probable that future economic benefits associated with the item will flow to the LDB and the cost of the item can be measured reliably. All other repairs and maintenance are charged to the statement of comprehensive income during the financial period in which they are incurred. When parts of an item of property and equipment have different useful lives, they are accounted for as separate items (major components) of property and equipment.

i) Construction in process

Construction in process is carried at cost less any impairment loss. Cost includes professional fees, materials, direct labour, any other costs directly attributable to bringing the assets to a working condition for their intended use, and the costs of dismantling and removing the items and restoring the site on which they are located. When these assets are ready for their intended use, they are transferred into the appropriate category. At this point, depreciation commences on the same basis as the other property and equipment.

ii) Assets held under finance leases

Refer to 3(f).

**(d) Intangible assets**

Where computer software is not an integral part of a related item of property and equipment, the software is capitalized as an intangible asset.

Acquired computer software licenses are capitalized on the basis of the costs incurred to acquire and bring them into use. Direct costs associated with the production of identifiable and unique internally generated software products controlled by the LDB that will generate economic benefits exceeding costs beyond one year are capitalized. Direct costs include software development employment costs including those of contractors used. Where assets are under construction over a period of time, these costs are recorded in a construction in progress account until put into use.

Costs associated with maintaining computer software programs are recognized as an expense as incurred.

Other development expenditures that do not meet these criteria are recognized as an expense as incurred. Development costs previously recognized as an expense are not recognized as an asset in a subsequent period.

# Liquor Distribution Branch

## Notes to the financial statements

For the years ended March 31, 2013 and 2012

(Tabular amounts in thousands of dollars)

---

Intangible assets acquired by the LDB have finite lives and are measured at cost less accumulated amortization and accumulated impairment losses.

### (e) Depreciation of non-financial assets

No depreciation is provided on land or assets in the course of construction. Depreciation on other assets is calculated using the straight-line method to allocate their cost to their residual values over their estimated useful lives, as follows:

Buildings	2.5 - 5% per annum
Leasehold improvements	a minimum of 10% per annum or a rate sufficient to amortize the cost over the remaining life of the respective lease
Furniture, fixtures, vehicles and equipment	10 - 25% per annum
Information systems	25% per annum
Computer software development costs	25% per annum

The assets' residual values and useful lives are reviewed and adjusted, if appropriate, at each date of the statement of financial position.

Gains and losses on disposals are determined by comparing the proceeds with the carrying amount and are recognized in the statement of comprehensive income.

### (f) Leases

When assets are financed by leasing agreements that transfer substantially all of the risks and rewards of ownership to the LDB (finance leases), the assets are treated as if they had been purchased outright, and the corresponding liability to the leasing company is included as an obligation under finance leases. Finance leases are capitalized at the lease's commencement at the lower of the fair value of the leased property and the present value of the minimum lease payments. Each lease payment is allocated between the liability and finance charges so as to achieve a constant rate on the finance balance outstanding. The corresponding rental obligations, net of finance charges, are included in other long-term payables and current payables, as appropriate. The interest element of the finance cost is charged to the statement of comprehensive income over the lease period so as to produce a constant periodic rate of interest on the remaining balance of the liability for each period. The property and equipment acquired under finance leases are depreciated over the shorter of the useful life of the asset and the lease term.

All other leases are operating leases and the costs are recorded on a straight-line basis over the lease term. The value of any lease incentive received to take on an operating lease (for example, rent-free periods and tenant allowances) is recognized as deferred income and is recognized over the life of the lease.

# Liquor Distribution Branch

## *Notes to the financial statements*

*For the years ended March 31, 2013 and 2012*

*(Tabular amounts in thousands of dollars)*

---

**(g) Inventories**

The LDB's inventories are valued at the lower of cost and net realizable value. Inventories are determined on a weighted average cost basis. Cost of inventories comprises all cost of purchase to bring inventories to a LDB distribution centre and includes supplier invoiced value, freight, duties and taxes. Net realizable value represents the estimated selling price for inventories less the costs to sell.

**(h) Impairment of assets**

Assets that are subject to depreciation and amortization are reviewed at each statement of financial position date to determine whether there is any indication that assets have suffered an impairment loss. If any such indication exists, the recoverable amount of the asset is estimated in order to determine the extent, if any, of the impairment loss. An impairment loss is recognized for the amount by which the asset's carrying amount exceeds its recoverable amount. The recoverable amount is the higher of an asset's fair value less costs to sell and value in use. For the purposes of assessing impairment, assets are grouped at the lowest levels for which there are separately identifiable cash flows (CGUs), which are based on the LDB's individual stores.

Non-financial assets that suffered an impairment loss are reviewed for possible reversal of the impairment at each reporting date. An impairment loss is reversed if there is an indication that there has been a change in the estimates used to determine the recoverable amount. An impairment loss is reversed only to the extent that the asset's carrying amount does not exceed the carrying amount that would have been determined, net of depreciation or amortization, if no impairment loss had been recognized. This reversal would be recognized immediately in the statement of comprehensive income.

**(i) Employee benefit plans**

The LDB and its employees contribute to the Public Service Pension Plan in accordance with the *Public Service Pension Plans Act*. Defined contribution plan accounting is applied to the multi-employer defined benefit pension plan because sufficient information is not available to apply defined benefit accounting. Accordingly, contributions are expensed as they become payable. Employees are also entitled to specific retirement benefits as provided for under collective agreements and terms of employment. These benefits are accounted for as an expense and a liability in the period incurred.

**(j) Provisions**

Provisions are recognized if, as a result of a past event, the LDB has a legal or constructive obligation upon which a reliable estimate can be made, and it is probable that an outflow of economic benefits will be required to settle the obligation. Provisions are calculated on a discounted basis where the effect is material to the original undiscounted provision. The carrying amount of the provision increases in each period to reflect the passage of time and the unwinding of the discount.

**(k) Revenue recognition**

Reported revenue represents the fair value of consideration received or receivable in exchange for goods and services provided to third parties in the course of ordinary activities. Revenue is recognized when the risks and rewards of ownership are substantially transferred.

# Liquor Distribution Branch

## Notes to the financial statements

For the years ended March 31, 2013 and 2012

(Tabular amounts in thousands of dollars)

---

Revenue is stated net of estimated returns and excludes harmonized sales tax, container recycling fees and container deposits.

### (l) Other income

Revenue that is ancillary to the sales of beverage alcohol is recognized as other income. Other income includes revenue from beverage container handling fees, border point collections, and customs clearing administrative fees.

### (m) Recent accounting developments

#### i) *New standards, interpretations, and amendments of standards adopted by the LDB*

There are no standards, interpretations or amendments of existing standards that were effective for the year ended March 31, 2013 that have had a significant impact on the Branch.

#### ii) *Standards and interpretations issued but not yet effective and not yet adopted by the LDB*

The impact on the financial statements has not yet been assessed. The new standards relevant to the LDB are:

*Amendment to IAS 1, 'Presentation of financial statements'* – becomes mandatory for financial statements beginning July 1, 2012. The main change is a requirement to group items presented in other comprehensive income (OCI) on the basis of whether they are potentially reclassifiable to profit or loss subsequently (reclassification adjustments).

*Amendment to IAS 16, 'Property, plant and equipment'* – becomes mandatory for financial statements beginning January 1, 2013. It clarifies that spare parts and servicing equipment are classified as property, plant and equipment rather than inventory when they meet the definition of property, plant and equipment.

*IFRS 9, 'Financial instruments'* – becomes mandatory for financial statements beginning January 1, 2015 and impacts the classification and measurement of financial assets.

*IFRS 13, 'Fair value measurement'* - becomes mandatory for financial statements beginning January 1, 2013. It aims to improve consistency and reduce complexity by providing a precise definition of fair value and a single source of fair value measurement and disclosure requirements for use across IFRS.

## 4. Sales

Total sales reported include sales to retail customers, licensed establishments, licensee retail stores and agency stores. These amounts do not include subsequent resale by licensed establishments, licensee retail stores and agency stores.

# Liquor Distribution Branch

## Notes to the financial statements

For the years ended March 31, 2013 and 2012

(Tabular amounts in thousands of dollars)

---

	2013	2012
	\$	\$
Retail customers	1,195,825	1,188,902
Licensee retail stores	1,026,630	993,861
Licensed establishments	468,236	475,046
Agency stores	259,726	232,060
	<u>2,950,417</u>	<u>2,889,869</u>

### 5. Operating expenses

The LDB's operating expenses are comprised of:

	2013	2012
	\$	\$
Administration costs	279,422	275,681
Transportation	12,122	10,777
Marketing	4,687	4,533
	<u>296,231</u>	<u>290,991</u>

	2013	2012
	\$	\$
Salaries, wages and benefits	165,264	164,314
Rents	37,949	37,026
Bank charges	23,264	21,927
Depreciation and amortization	16,173	14,077
Other administrative expenses	15,780	15,962
Transportation	12,122	10,777
Repairs and maintenance	7,218	7,524
Data processing	6,132	6,663
Professional services	4,712	5,023
Marketing	4,687	4,533
Loss prevention	2,930	3,165
	<u>296,231</u>	<u>290,991</u>



# Liquor Distribution Branch

## Notes to the financial statements

For the years ended March 31, 2013 and 2012

(Tabular amounts in thousands of dollars)

### 6. Property and equipment

	Land & land improvements	Buildings & building improvements	Leasehold improvements	Furniture, fixtures, vehicles & equipment	Assets held under finance leases	Information systems	Construction in process	Total
	\$	\$	\$	\$	\$	\$	\$	\$
<b>March 31, 2012</b>								
Opening net book value	1,068	2,149	28,409	8,910	77	9,811	7,202	57,626
Additions	5	1,107	20	2,480	-	1,863	13,144	18,619
Transfers	-	-	6,161	330	-	95	(6,586)	-
Disposals (cost)	-	(4)	-	(791)	-	(553)	-	(1,348)
Disposals (accumulated depreciation)	-	4	-	791	-	553	-	1,348
Depreciation charge	(1)	(138)	(4,745)	(3,758)	(65)	(4,554)	-	(13,261)
<b>Closing net book value</b>	<b>1,072</b>	<b>3,118</b>	<b>29,845</b>	<b>7,962</b>	<b>12</b>	<b>7,215</b>	<b>13,760</b>	<b>62,984</b>
<b>March 31, 2012</b>								
Cost	1,073	21,443	59,473	31,942	3,900	77,086	13,760	208,677
Accumulated depreciation	(1)	(18,325)	(29,628)	(23,980)	(3,888)	(69,871)	-	(145,693)
<b>Net book value</b>	<b>1,072</b>	<b>3,118</b>	<b>29,845</b>	<b>7,962</b>	<b>12</b>	<b>7,215</b>	<b>13,760</b>	<b>62,984</b>
<b>March 31, 2013</b>								
Opening net book value	1,072	3,118	29,845	7,962	12	7,215	13,760	62,984
Assets Reclassified (note 7)	-	-	-	-	-	-	(12,730)	(12,730)
Additions	-	15	10	1,877	-	1,214	6,775	9,891
Transfers	-	-	5,774	569	-	-	(6,343)	-
Disposals (cost)	-	-	(4,467)	(506)	-	(457)	-	(5,430)
Disposals (accumulated depreciation)	-	-	4,111	506	-	457	-	5,074
Depreciation charge	-	(181)	(5,481)	(3,498)	(12)	(3,007)	-	(12,179)
<b>Closing net book value</b>	<b>1,072</b>	<b>2,952</b>	<b>29,792</b>	<b>6,910</b>	<b>-</b>	<b>5,422</b>	<b>1,462</b>	<b>47,610</b>
<b>March 31, 2013</b>								
Cost	1,073	21,458	60,790	33,882	3,900	77,843	1,462	200,408
Accumulated depreciation	(1)	(18,506)	(30,998)	(26,972)	(3,900)	(72,421)	-	(152,798)
<b>Net book value</b>	<b>1,072</b>	<b>2,952</b>	<b>29,792</b>	<b>6,910</b>	<b>-</b>	<b>5,422</b>	<b>1,462</b>	<b>47,610</b>

# Liquor Distribution Branch

## Notes to the financial statements

For the years ended March 31, 2013 and 2012

(Tabular amounts in thousands of dollars)

---

### 7. Intangible assets

	Intangible assets	Construction in process	Total
	\$	\$	\$
<b>March 31, 2012</b>			
Opening net book value	1,950	934	2,884
Additions	403	-	403
Amortization charge	(816)	-	(816)
<b>Closing net book value</b>	<b>1,537</b>	<b>934</b>	<b>2,471</b>
<b>March 31, 2012</b>			
Cost	4,594	934	5,528
Accumulated amortization	(3,057)	-	(3,057)
<b>Net book value</b>	<b>1,537</b>	<b>934</b>	<b>2,471</b>
<b>March 31, 2013</b>			
Opening net book value	1,537	934	2,471
Assets reclassified (note 6)	-	12,730	12,730
Additions	340	185	525
Transfers	13,295	(13,295)	-
Amortization charge	(3,994)	-	(3,994)
<b>Closing net book value</b>	<b>11,178</b>	<b>554</b>	<b>11,732</b>
<b>March 31, 2013</b>			
Cost	18,229	554	18,783
Accumulated amortization	(7,051)	-	(7,051)
<b>Net book value</b>	<b>11,178</b>	<b>554</b>	<b>11,732</b>

### 8. Prepaid expenses

Prepaid expenses include insurance, software maintenance, and wine futures. The LDB, as part of its ongoing business practices, purchases select products up to three years in advance to secure future delivery of these products. These products are normally purchased in foreign currency and are translated to Canadian dollars at the spot exchange rate in effect at the transaction date. At March 31, 2013, the LDB has recorded \$8.2 million (2012 - \$9.1 million) of prepaid wine futures for delivery in fiscal years 2014 and 2015.

# Liquor Distribution Branch

## Notes to the financial statements

For the years ended March 31, 2013 and 2012

(Tabular amounts in thousands of dollars)

---

	2013	2012
	\$	\$
Wine futures	8,187	9,146
Other prepaids	2,092	1,899
	<u>10,279</u>	<u>11,045</u>
Long-term portion	<u>(2,709)</u>	<u>(8,697)</u>
Current portion	<u>7,570</u>	<u>2,348</u>

### 9. Due to/from Province of British Columbia

The LDB uses the Province's financial and banking systems to process and record its transactions. The amount due from the Province of British Columbia represents the accumulated net financial transactions with the Province. During the year, the total receipts from the Province were \$2.19 billion (2012- \$2.15 billion) and the total payments to the Province were \$3.11 billion (2012- \$3.06 billion).

### 10. Inventories

	2013	2012
	\$	\$
Store inventory	55,888	53,322
Warehouse inventory	32,667	28,493
	<u>88,555</u>	<u>81,815</u>

During the year, inventories that were recognized as cost of sales amounted to \$1.5 billion (2012 - \$1.5 billion).

### 11. Accounts receivable

	2013	2012
	\$	\$
Trade accounts receivable and other items	10,100	6,230
Provision for doubtful accounts	(773)	(648)
Accounts receivable and other items - net	<u>9,327</u>	<u>5,582</u>

Receivables past due but not impaired are \$672 thousand (2012 - \$276 thousand). During the year the LDB expensed \$127 thousand (2012 -\$61 thousand) in bad debts expense.

# Liquor Distribution Branch

## Notes to the financial statements

For the years ended March 31, 2013 and 2012

(Tabular amounts in thousands of dollars)

---

### 12. Other long-term liabilities

The LDB's other long-term liabilities are comprised of:

	2013	2012
	\$	\$
Retirement benefit obligation (note 13(b))	13,340	12,961
WorkSafe BC claims accrual (note 13(c))	7,600	5,600
Long-term portion of deferred lease liabilities (note 14)	2,390	2,639
Long-term portion of obligation under capital lease	30	79
Other	840	1,013
	<u>24,200</u>	<u>22,292</u>

### 13. Employee's benefit plans and other employment liabilities

#### (a) Public Service Pension Plan

The LDB and its employees contribute to the Public Service Pension Plan (the Plan), a jointly trustee pension plan. The Public Service Pension Board of Trustees, representing Plan members and employers, is responsible for overseeing the management of the Plan, including investment of the assets and administration of benefits. The Plan is a multi-employer contributory pension plan. Basic pension benefits are defined. The Plan has approximately 56,000 active Plan members and 39,000 retired Plan members.

Every three years, an actuarial valuation is performed to assess the financial position of the Plan and the adequacy of Plan funding. The actuarial valuation done for March 31, 2011 indicated the Plan had a deficit of \$275 million for basic pension benefits. As a result, effective April 1, 2012, employee and employer contributions to the basic account each increased by 0.4% of salaries. Also effective April 1, 2012, in order to remain compliant with the *Income Tax Act* and to strengthen inflation protection, new contribution rates for the inflation adjustment account (IAA) was implemented. The employee contribution rate to the IAA was reduced by 0.25% of salary while the employer contribution rate increased by 0.25% of salary. The net impact of these two rate changes was an increase to the employee contribution rate of 0.15% and an increase to employer contribution rates of 0.65%.

The total amount paid into this pension plan by the LDB for the year ended March 31, 2013 was \$11.1 million for employer contributions (2012 - \$11.0 million), which was recorded in administration expenses.

The next valuation of the Plan will be as at March 31, 2014 with results available in early 2015. Defined contribution pension plan accounting is applied to the Plan as there is no consistent and reliable basis for allocating the obligation, Plan assets and cost to individual entities participating in the Plan.

# Liquor Distribution Branch

## Notes to the financial statements

For the years ended March 31, 2013 and 2012

(Tabular amounts in thousands of dollars)

---

### (b) Retirement benefits

Employees are entitled to specific non-pension retirement benefits as provided for under collective agreements and terms of employment. The future liability for this obligation amounts to \$13.3 million (2012 - \$13.0 million), which represents future employees' retirement benefits outside of the Plan and is included in other long-term liabilities. The amount expensed in the current year was \$379 thousand (2012 - \$2.9 million).

### (c) WorkSafe BC outstanding claims

The LDB self-funds worker's compensation claims. The LDB recognizes a liability and an expense for claims that are in progress at the year-end. This liability of \$7.6 million (2012 - \$5.6 million) is valued by independent actuaries.

## 14. Deferred lease liabilities

	2013	2012
	\$	\$
Deferred rent	2,564	2,698
Deferred tenant allowances	263	348
Deferred tenant improvement loans	31	62
	<u>2,858</u>	<u>3,108</u>
Less current portion	<u>(468)</u>	<u>(469)</u>
Long-term portion	<u>2,390</u>	<u>2,639</u>

## 15. Accounts payable and accrued liabilities

	2013	2012
	\$	\$
Trade payables	79,217	88,086
Accrued liabilities	80,630	76,625
Other payables	2,798	2,637
Current portion of obligation under finance lease	49	50
Current portion of deferred lease liabilities (note 14)	468	469
	<u>163,162</u>	<u>167,867</u>

### Contractual commitments

The LDB leases various stores, offices and warehouses under non-cancellable operating lease agreements. The leases have varying terms, escalation clauses and renewal rights.

The minimum lease expenditures charged to the statement of comprehensive income during the year is \$28.5 million (2012 - \$28.2 million). These expenditures include property taxes and common area costs.

# Liquor Distribution Branch

## Notes to the financial statements

For the years ended March 31, 2013 and 2012

(Tabular amounts in thousands of dollars)

---

Future commitments for operating leases for LDB premises are as follows:

	2013	2012
Total future minimum rental payments under non-cancellable operating leases expiring:	\$	\$
Not later than one year	28,249	27,857
Later than one year and not later than five years	74,659	78,472
Later than five years and not later than 25 years	17,684	20,841
	<u>120,592</u>	<u>127,170</u>

### Government liquor store fees

For the year ended March 31, 2013, the LDB paid the Liquor Control and Licensing Branch \$420,300 (2012 - \$420,100) for license fees. The fee is based on the sales in each government liquor store.

Other contractual commitments have been disclosed elsewhere in the notes to the financial statements.

### 16. Contingent items

The LDB is the sole importer of beverage alcohol in the Province. The LDB, as the importer of record, has the future liability for customs duty on import beer of \$0.5 million (2012 - \$0.6 million) based upon the value of the agents' inventories at March 31, 2013.

The LDB is the defendant in legal actions and it is not expected that the ultimate outcome of these claims will have a material effect on the financial position of the LDB.

### 17. Capital management

The LDB does not retain any equity. Net income is returned to the Province. The LDB has no externally imposed capital requirements.

### 18. Related party transactions

#### Province of British Columbia

The LDB is related through common ownership to all Province ministries, agencies and Crown corporations. Transactions with these entities are generally considered to be in the normal course of operations and are recorded at the exchange amount, unless disclosed separately in these financial statements.

Other related party transactions have been disclosed elsewhere in the notes to the financial statements.

# Liquor Distribution Branch

## Notes to the financial statements

For the years ended March 31, 2013 and 2012

(Tabular amounts in thousands of dollars)

---

### Key management compensation

The LDB's executive management committee is defined as key management. At March 31, 2013, there were 9 (2012 - 8) members on the executive committee.

	2013	2012
	\$	\$
Salaries and short-term benefits	1,078	1,141
Post-employment benefits	80	116
Fees for services	138	138
	<u>1,296</u>	<u>1,395</u>

During the year, two members (2012 – one) of the executive management committee retired and a total of \$39 thousand (2012 - \$28 thousand) in retiring allowances was paid during the year.

## 19. Financial risk factors

The LDB is exposed to the following risks related to its financial assets and liabilities:

- Credit risk
- Liquidity risk
- Market risk

It is management's opinion that the LDB is not exposed to significant market, credit or liquidity risk arising from these instruments.

### Credit risk

Credit risk is the risk of financial loss to the LDB due to customer inability to pay for product or a counterparty to a financial instrument failing to meet its contractual obligations. The LDB's exposure to credit risk is related only to the value of accounts receivable in its normal course of business, and the LDB manages this risk by minimizing the amount of transactions which require recovery. The LDB continually monitors and manages the collection of receivables. See accounts receivable note 3(b) for further disclosure on credit risk.

### Liquidity risk

Liquidity risk is the risk that the LDB will be unable to meet its financial obligations as they become due.

The LDB manages liquidity risk primarily by monitoring cash flows and by maintaining the ability to borrow funds through the Province.

# Liquor Distribution Branch

## *Notes to the financial statements*

*For the years ended March 31, 2013 and 2012*

*(Tabular amounts in thousands of dollars)*

---

### **Market risk**

Market risk is the risk that changes in the market prices, such as foreign exchange rates and interest rates, will affect the LDB's income or the value of its financial instruments.

While the majority of the LDB's transactions are in Canadian dollars, the LDB also transacts in Euros and US dollars. These transactions are in the normal course of business. The LDB's exposure to foreign currency risk could impact the accounts payable of the LDB. A 10% movement in the exchange rate between the Canadian dollar and the other currencies listed above would not have a material impact on the LDB.

The LDB currently does not hold any debt or equity securities and as such is not exposed to interest rate risk. As the LDB has no significant interest-bearing assets and liabilities, the LDB's income and operating cash flows are substantially independent of changes in market interest rates.



**BRITISH COLUMBIA LIQUOR DISTRIBUTION BRANCH**  
**For the Fiscal Year Ended March 31, 2013**

---

**Schedule of Debts**

B.C. Liquor Distribution Branch's long term debt is not secured by debt instruments nor is it covered by sinking funds or reserves.

*Prepared under the Financial Information Regulation, Schedule 1, section 4.*

**Schedule of Guarantee and Indemnity Agreements**

B.C. Liquor Distribution Branch has not given any guarantees or indemnities under the Guarantees and Indemnities Regulation.

*Prepared under the Financial Information Regulation, Schedule 1, section 5.*

**BRITISH COLUMBIA LIQUOR DISTRIBUTION BRANCH**  
For the Fiscal Year Ended March 31, 2013

---

**Schedule of Remuneration and Expenses (unaudited)**

<u>Name</u>	<u>Remuneration</u>	<u>Expenses</u>	<u>Total</u>
Anand, P.	98,259	1,477	99,736
Apolinario, F.	87,473	763	88,236
Barker, W.	82,920	821	83,741
Bissoondatt, R.	209,432	18,566	227,998
Branham, G.	107,312	21,485	128,797
Brown, R.	80,669	116	80,785
Caldwell, D.	83,864	681	84,545
Campbell, C.	75,586	17,628	93,214
Campbell, D.	75,991	872	76,863
Cann, R.	80,353	2,436	82,789
Cesar, C.	80,626	55	80,681
Chambers, J.	121,544	7,487	129,031
Chan, D.	95,492	309	95,801
Cherry, B.	75,237	46	75,283
Cheung, L.	111,784	9,585	121,369
Chu, E.	112,185	86	112,271
Deng, W.	90,067	-	90,067
Deo, K.	86,231	41	86,272
Dobrozdravich, T.	93,201	7,431	100,632
Dockstader, R.	77,524	337	77,861
Elder, T.	83,134	15,913	99,047
Farley, D.	116,804	7,230	124,034
Ferrara, R.	108,018	5,056	113,074
Fong, J.	89,050	3,667	92,717
Fukuhara, M.	88,364	578	88,942
Gauthier, G.	83,894	9,128	93,022
Gibney, D.	84,390	4,510	88,900
Giesbrecht, K.	79,624	-	79,624
Gilmore, K.	80,295	1,467	81,762
Groff, A.	77,188	310	77,498
Hall, G.	130,786	3,156	133,942
Haller, L.	89,699	27,086	116,785
James, R.	96,286	1,195	97,481
Jing, J.	94,232	-	94,232
Johnson, R.	75,867	5,353	81,220
Kaldenhoven, K.	92,086	1,720	93,806
Kapeluck, D.	79,980	2,985	82,965
Keller, N.	77,775	-	77,775

---

**BRITISH COLUMBIA LIQUOR DISTRIBUTION BRANCH**  
For the Fiscal Year Ended March 31, 2013

---

**Schedule of Remuneration and Expenses (unaudited)**

<u>Name</u>	<u>Remuneration</u>	<u>Expenses</u>	<u>Total</u>
Kelly, M.	77,963	4,285	82,248
Kent, D.	78,064	144	78,208
Kho, P.	95,993	1,018	97,011
Kimm-Jones, R.	77,168	1,627	78,795
Kok, R.	93,570	-	93,570
Kuromi, G.	87,083	810	87,893
Lai, H.	77,166	325	77,491
LaRoche, A.	89,481	11,205	100,686
Lau, T.	87,251	2,140	89,391
Lee, T.	81,637	-	81,637
Lee, T.	88,594	288	88,882
Leitch, S.	76,698	-	76,698
Ling, S.	86,953	2,026	88,979
Low, E.	116,370	737	117,107
May, K.	93,920	2,096	96,016
McDonnell, K.	103,015	8,112	111,127
McEwan, E.	89,065	7,349	96,414
McGowan, P.	84,096	2,961	87,057
Michael, W.	103,164	7,824	110,988
Miles, D.	75,821	-	75,821
Mogg, D.	83,716	65	83,781
Mohn, D.	96,079	3,458	99,537
Mok, K.	94,812	-	94,812
Molnar, Z.	90,738	1,950	92,688
Morse, D.	97,749	5,022	102,771
Nanji, A.	96,159	3,735	99,894
Ngui, C.	77,125	-	77,125
Northcote, S.	92,289	861	93,150
O'Brien, P.	90,276	1,615	91,891
Olynyk, Z.	93,290	-	93,290
Pablo, A.	76,461	742	77,203
Parker, K.	76,759	158	76,917
Parry, P.	98,682	4,564	103,246
Patten, M.	95,563	3,290	98,853
Petersen, S.	88,814	5	88,819
Philip, B.	78,195	9,813	88,008
Primrose, R.	77,830	-	77,830
Procopio, M.	127,327	9,560	136,887
Randhawa, P.	95,691	4,361	100,052

---

**BRITISH COLUMBIA LIQUOR DISTRIBUTION BRANCH**  
For the Fiscal Year Ended March 31, 2013

---

**Schedule of Remuneration and Expenses (unaudited)**

<u>Name</u>	<u>Remuneration</u>	<u>Expenses</u>	<u>Total</u>
Robertson, J.	84,191	1,954	86,145
Schiedel, S.	81,630	3,547	85,177
Scopelleti, J.	84,688	3,154	87,842
Seeley, P.	95,476	4,330	99,806
Sethi, S.	84,193	2,415	86,608
Shariff, A.	88,469	987	89,456
Shaw, A.	77,819	639	78,458
Shklover, M.	82,195	-	82,195
Starck, C.	90,560	237	90,797
Straith, M.	92,643	-	92,643
Strasser, J.	87,070	1,410	88,480
Stuart, P.	83,719	990	84,709
Swail, M.	77,959	280	78,239
Tomlinson, N.	90,167	995	91,162
Tougas, R.	97,548	100	97,648
Tran, A.	79,758	5,545	85,303
Tymo, N.	86,325	1,323	87,648
Wang, J.	83,339	-	83,339
Willis, K.	81,211	11,378	92,589
Wilson, K.	140,820	14,022	154,842
Wong, A.	98,514	-	98,514
Wong, J.	76,176	844	77,020
Yee, B.	77,414	35	77,449
Zhao, X.	84,032	6,610	90,642
Zheng, S.	86,905	1,928	88,833
Zheng, W.	92,812	-	92,812
Amounts Over \$75,000	9,329,482	344,445	9,673,927
Amounts Under \$75,000	123,360,138	1,350,706	124,710,844
Grand Total	<u>132,689,620</u>	<u>1,695,151</u>	<u>134,384,771</u>

**BRITISH COLUMBIA LIQUOR DISTRIBUTION BRANCH**  
For the Fiscal Year Ended March 31, 2013

---

**Remuneration and Expense Reconciliation (unaudited)**

	<b>March 31, 2013</b>
<b>Total remuneration (T4) - employees</b>	132,689,620
<b>Reconciling items:</b>	
Employer paid benefits	31,024,703
Outside temporary services & meal allowances	37,045
WCB & Cost recoveries	(582,203)
Labour allocated to Capital Projects	(72,200)
Year end adjustments (Net)	3,491,344
Year end payroll accruals	(13,160)
Pre-retirement payments	(1,133,169)
Other	(178,167)
	<u>\$ 165,263,814</u>
<b>Total per Statement of Revenue and Expenditure</b>	
Operating Expenses - Salaries and Wages	<u>\$ 165,263,814</u>
	<u>\$ 165,263,814</u>
<b>Variance</b>	<u><u>\$ -</u></u>

*Prepared under the Financial Information Regulation, Schedule 1, subsection 6(2)*

**Statement of Severance Agreements**

During the fiscal year ended March 31, 2013, there were two severance agreements made between the LDB and non-unionized employees. The agreements represented 9 to 12 months of salary and benefits.

*Prepared under the Financial Information Regulation, Schedule 1, subsection 6(8)*

**BRITISH COLUMBIA LIQUOR DISTRIBUTION BRANCH**  
For the Fiscal Year Ended March 31, 2013

---

**Schedule of Payments (unaudited)**

<b>Supplier Name</b>	<b>Amount</b>
0739829 BC Ltd	74,457
0745248 BC LTD.	122,603
0751394 BC LTD	81,001
0885242 BC Ltd.	214,122
0917382 BC LIMITED	108,825
0925621 BC LTD.	83,290
0940999 BC LTD.	55,939
0957765 BC LTD	118,719
2601-2609 WESTVIEW DRIVE LEASEHOLDS LIMITED	292,799
297296 BC LIMITED	113,624
385728 BC LIMITED	1,934,089
3873731 CANADA INC DBA ACTION INVENTORY SERVICES	496,779
448844 BC LIMITED	32,960
490 REID VENTURES LIMITED	165,504
517244 BC LIMITED	177,895
526087 BC LIMITED	51,053
586041 BC LTD	75,392
603939 BC LTD	29,614
627022 BC LIMITED	242,940
688003 BC LTD	83,103
A & K LA BOUTIQUE DU VIN	147,118
A A ADVERTISING	32,988
AA IMPEX LIMITED	60,743
ABLE-ONE SYSTEMS INC.	196,969
AC WINE SYNDICATE INC	1,606,244
ACCELLOS INC	70,833
ACCESS GAS SERVICES INC	89,672
ACCURATE GLASS LIMITED	51,582
ACCURATE LOCK & SAFE CO LIMITED	36,195
ADVERTENT VENTURES LTD.	130,200
AFIC EXIM (CANADA) CORPORATION	2,565,021
ALAN & THERESA WALKER	26,856
ALBERTA DISTILLERS LIMITED	11,410,635
ALDERGROVE VILLAGE LIMITED PARTNERSHIP	182,769
ALLEN BRANDS INC	2,212,115
ALLOY BRANDS INC	1,193,974
ALTOVIN INTERNATIONAL LIMITED	1,178,652
AM/PM MOBILE SOLUTIONS INC	540,189
AMATI CORPORATION	91,989
AMERICAN INVESTMENTS LIMITED	119,625
ANARONA WINES LIMITED	121,148
ANDREW PELLER LIMITED	60,364,613
ANISOFT GROUP INC	245,843
ANIXTER CANADA INC	46,895
ANTERRA WESTBANK TOWNE CENTRE LIMITED	251,329
ANTHEM KRC SALISH PLAZA LTD	247,775
AON REED STENHOUSE	145,652

**BRITISH COLUMBIA LIQUOR DISTRIBUTION BRANCH**  
For the Fiscal Year Ended March 31, 2013

---

**Schedule of Payments (unaudited)**

<b>Supplier Name</b>	<b>Amount</b>
APKIS INC	168,754
APOLLO INDUSTRIES LIMITED	336,223
APPELLATION WINE MARKETING INC	1,593,472
AQUATERRA MANAGEMENT LIMITED	276,507
AQUILINI BRANDS	177,890
ARCH EAGLE PROPERTIES LIMITED	104,382
ARCTURUS LP	217,919
ARROWHEAD BREWING COMPANY	69,882
ARTISAN SAKEMAKER AT GRANVILLE ISLAND	188,695
ARTISAN WINES LIMITED	102,063
ATLAS SIGN & AWNING COMPANY	377,137
AUSTEVILLE PROPERTIES LIMITED	391,679
AUTHENTIC WINE & SPIRITS MERCHANTS	17,971,238
AV SOLUTIONS BC LTD	36,770
AVALON BREWING CO	353,808
AVALON LAND CORP	840,661
AVERILL CREEK	32,902
AXIS PLANNING INC	88,835
B&L SECURITY PATROL (1981) LIMITED	98,977
BACARDI CANADA INC	23,547,386
BACCHUS GROUP	5,027,908
BANDSTRA TRANSPORTATION SYSTEMS LTD	790,394
BANK OF AMERICA NATIONAL ASSOCIATION	4,331,701
BAR GLOBAL DISTRIBUTION LIMITED	60,916
BARBIERI DEVELOPMENTS LTD	500,941
BARCA ENTERPRISES LTD	64,187
BARLEY MILL BREWPUB, THE	27,327
BARREL SELECT INC	75,302
BASSANO HARD SODA INC	542,615
BC FLUORESCENT SALES & SERVICE LIMITED	161,817
BC GOVERNMENT EMPLOYEES' UNION	2,144,764
BC HYDRO	2,197,501
BCIMC REALTY CORPORATION	739,333
BEAM GLOBAL CANADA INC	9,920,317
BECKVILLE WOODCRAFTS LIMITED	869,115
BEER BARONS INC	45,343
BELL CANADA	198,832
BENTALL KENNEDY (CANADA) LP	631,144
BEVERAGE HANDLING SYSTEMS LIMITED	75,746
BEVERAGE INTERNATIONAL DISTRIBUTORS	103,819
BIG RIDGE BREWING COMPANY	32,591
BIG RIVER BREWING COMPANY	46,422
BIG ROCK BREWERY INC	6,487,218
BIZTECHMASTERS INC	71,366
BKR IMPORTERS INC	49,600
BLACK FLY BEVERAGE COMPANY INC	62,804
BLASTED CHURCH VINEYARDS INC	974,507

---

**BRITISH COLUMBIA LIQUOR DISTRIBUTION BRANCH**  
**For the Fiscal Year Ended March 31, 2013**

---

**Schedule of Payments (unaudited)**

<b>Supplier Name</b>	<b>Amount</b>
BLJC C/O CIBC LEASE ADMINISTRATION	26,243
BLUE NOTE WINE & SPIRITS INC	1,263,382
BOULTBEE REALTY LIMITED	928,618
BRAINS II CANADA INC	299,674
BRAVO BEER CORPORATION	856,860
BREWERS' DISTRIBUTOR LIMITED	455,759,438
BRIAN SHEPHERD	27,408
BRICK BREWING CO	134,116
BRIDGE BREWING CORP	58,606
BRINKS CANADA LIMITED	465,488
BROOKS BAY HOLDINGS LTD	27,734
BROWN-FORMAN BEVERAGES WORLDWIDE	6,396,891
BRUCE ASHLEY GROUP	4,690,788
BUCCI INVESTMENT CORPORATION	349,827
BURROWING OWL ESTATE WINERY LIMITED	121,828
BURROWS & LUONGO	1,546,603
C3M CONSTRUCTION COST CONTROL & MANAGEMENT INC	110,838
CA CANADA COMPANY	108,429
CALIBRIUM INTERNATIONAL LIMITED	1,109,059
CALLAHAN CONSTRUCTION COMPANY LTD	357,322
CAMBIE STREET PROPERTIES INC	801,794
CANADA DRY MOTT'S INC	1,236,619
CANADA FUTURE INVESTMENT CO	216,402
CANADA POST CORPORATION	306,132
CANADA SAFEWAY LIMITED	3,106,818
CANADIAN DOORMASTER ELECTRIC LIMITED	36,798
CANADIAN FREIGHTWAYS	41,681
CANADIAN ICEBERG VODKA CORPORATION	289,488
CANNERY BREWING CO	1,391,236
CANREAL MANAGEMENT CORPORATION IN TRUST	146,316
CARLSBERG CANADA INC	4,144,503
CASSINI CELLARS	32,326
CEDAR CREEK ESTATE WINERY	1,552,601
CELINE TURENNE	31,127
CENTRAL CITY BREWING CO	2,717,936
CENTURY GROUP LANDS CORPORATION	305,987
CENTURY MARKETING CORP	121,937
CHAMPLAIN SQUARE LP	285,521
CHARTON HOBBS INC	18,495,976
CHATEAU DES CHARMES WINES LIMITED	694,636
CHEMAINUS INVESTMENTS LIMITED PARTNERSHIP	74,165
CHESTNUT PROPERTIES LIMITED	312,161
CHILKOOT BREWING COMPANY LIMITED	154,971
CHOICE IMPORT AGENCIES	149,028
CHRISTOPHER STEWART WINE & SPIRITS INC	4,062,315
CITY OF KAMLOOPS	202,405



**BRITISH COLUMBIA LIQUOR DISTRIBUTION BRANCH**  
**For the Fiscal Year Ended March 31, 2013**

---

**Schedule of Payments (unaudited)**

<b>Supplier Name</b>	<b>Amount</b>
CITY OF VANCOUVER	941,791
CITY TRANSFER INC	269,786
CLARKE TRANSPORT	529,934
CLEARBROOK TOWN CENTRE LIMITED	351,289
CLEARWATER ENTERPRISES LIMITED	51,424
COAST LIGHTING (VI) LIMITED	165,938
COBEES ENTERPRISE LIMITED	290,303
COLLEGE HEIGHTS PLAZA	143,736
COLLIERS MACAULAY NICOLLS INC	422,913
COLUMBIA PLACE COLUMBIA SQUARE HOLDINGS INC	490,649
COMMERCIAL LOGISTICS INC	3,342,925
COMOX PACIFIC EXPRESS LTD	39,373
COMPUGEN INC	204,432
CONSTELLATION BRANDS CANADA INC	3,684,172
CONSUMING VENTURES INC	453,045
CONTAINER WORLD FORWARDING SERVICES INC.	86,983
CORAL ENVIRONMENTS LIMITED	66,053
CORBY DISTILLERIES LIMITED	45,572,755
CORPORATE CLASSICS CATERERS	27,549
CORPORATE EXPRESS CANADA INC	185,515
CORPORATE INSIGHTS INC	60,339
CRAFT BEER IMPORTERS CANADA INC	237,669
CRAG HOLDINGS LTD	32,731
CRAIG STREET BREWING CO LTD	63,910
CRANNOG ALES LIMITED	367,742
CRESTON VALLEY MALL LIMITED	72,972
CROSBY PROPERTY MANAGEMENT LTD	533,761
CRU EXPORT MANAGEMENT GROUP LTD.	1,560,786
CULIN IMPORTERS LIMITED	121,033
CUSTOM PAPER LIMITED	189,995
D WAY BEVERAGE INC	214,604
DANEBI SYSTEMS INC	44,744
DASILVA DEVELOPMENTS LIMITED	172,647
DATATECH BUILDING LP	199,187
DATAVANTAGE CORPORATION	67,516
DAVAMCO CHARTERS INC	73,979
DAVID HERMAN & SON LIMITED	4,443,844
DEAD FROG BREWERY	1,893,880
DEAN'S OILFIELD SERVICES LTD	180,880
DELEGAT'S WINE ESTATE LTD	3,659,573
DELF GROUP INC, THE	8,803,434
DELOITTE & TOUCHE LLP	564,456
DEMERARA DISTILLERS LIMITED	45,892
DESERT HILLS ESTATE WINERY INC	44,293
DIAGEO CANADA INC	62,339,747
DIAMOND ESTATES WINES & SPIRITS LIMITED	2,276,496
DIGIPOS STORE SOLUTIONS	32,331

**BRITISH COLUMBIA LIQUOR DISTRIBUTION BRANCH**  
For the Fiscal Year Ended March 31, 2013

---

**Schedule of Payments (unaudited)**

<b>Supplier Name</b>	<b>Amount</b>
DILLON CONSULTING LIMITED	50,120
DIRECT SOURCE INTERNATIONAL INC	508,738
DIRECT WINES LIMITED	150,816
DO ALL ENTERPRISES	271,224
DODWELL REALTY LTD.	1,177,241
DOGWOOD SIGN & LIGHT MAINTENANCE	54,502
DOLLARTON SHOPPING CENTRE	257,336
DOMAINE PINNACLE INC	182,660
DONALD WILLIAMS	39,150
DORSET REALTY GROUP	1,115,884
DREAM WINES CORPORATION	1,378,308
DRIFTWOOD BREWING	4,049,056
DRIFTWOOD PROPERTIES LIMITED	40,559
DTM SYSTEMS CORPORATION	55,433
E&J GALLO WINERY	11,734,686
EARTH WINES	65,601
EDGAR DESIGNS	301,070
EDOKO FOOD IMPORTERS LIMITED	59,800
EMPSON CANADA	465,584
ENCAN CONSTRUCTION LTD.	466,262
ENCORP PACIFIC CANADA	51,678,469
ENERPRO SYSTEMS CORP	60,530
ENERSYS CANADA INC	38,175
ENOTECA BACCO	493,498
EPIC IMAGING	127,426
ERNST AND YOUNG LLP	69,440
EVOLUTION FINE WINES LIMITED	744,908
EXECUTIVE HOTEL & CONFERENCE CENTRE BURNABY	38,301
EXPRESS DATA LIMITED	174,757
F&G DELIVERY LIMITED	1,335,335
FAIRMONT PACIFIC RIM	45,250
FAIRON FREIGHT	33,113
FERNIE BREWING CO	1,468,056
FIREWEED BREWING CORP	5,391,621
FIRST CAPITAL CORP	1,245,789
FLYNN CANADA LTD	88,034
FOLEYS CANDIES LTD	67,080
FOREMOST WINE DOMAINES	141,331
FORSYTHE	372,865
FORTISBC - ELECTRICITY	93,901
FORTISBC - NATURAL GAS	407,021
FORTY CREEK DISTILLERY	524,567
FOUR CORNERS EUROPEAN WINE IMPORTS INC	25,863
FRASER LAKE SHOPPING CTR INC	42,045
FREE HOUSE WINES & SPIRITS LIMITED	2,041,752
FRESHTAP POUR SYSTEM INC	190,772

**BRITISH COLUMBIA LIQUOR DISTRIBUTION BRANCH**  
**For the Fiscal Year Ended March 31, 2013**

---

**Schedule of Payments (unaudited)**

<b>Supplier Name</b>	<b>Amount</b>
FUJITSU CONSULTING (CANADA) INC	138,468
G PALOUBIS & SON INC	377,669
G4S CASH SOLUTIONS (CANADA) LIMITED	142,540
GALIANO ISLAND	44,505
GALILEO WINE & SPIRITS LTD	271,377
GARTNER CANADA, CO.	155,792
GEE RICK HOLDINGS LIMITED	235,818
GEHRINGER BROS ESTATE WINERY	1,447,765
GENERAL FASTENERS LIMITED	52,771
GENERAL PROPERTIES LIMITED	57,629
GIFFARD	97,673
GIVEX CANADA CORP	148,770
GLENMORE PRINTING	1,137,465
GLENORA DISTILLERS	28,083
GLOBAL WINE MERCHANTS INC	29,529
GLOBEFILL INC	592,678
GOLD MEDAL MARKETING	277,203
GOLDEN ACRES VENTURES LTD	36,649
GOLDEN MASONIC CENTRE SOCIETY	79,494
GOODBYE GRAFFITI INC	25,456
GORDON OSTERLOH	91,893
GRANVILLE ISLAND BREWING COMPANY	23,597,424
GRANVILLE TOYOTA	29,356
GRAPHIC OFFICE INTERIORS LTD	54,942
GRAUMAN PACKAGING LTD	483,008
GRAY MONK CELLARS	3,635,033
GREAT LITTLE BOX COMPANY	29,341
GREAT WEST LIFE ASSURANCE CO	675,755
GREAT WESTERN BREWING CO LIMITED	677,942
GREEN AVENUE AGENCY INC	174,595
GROSVENOR CANADA LIMITED	292,034
GUELPH TWINES LIMITED	66,637
GUILDFORD TOWN CENTRE LIMITED PARTNERSHIP	263,204
GULF ISLANDS BREWERY LIMITED	494,823
GUNTHER MELE LIMITED	103,616
GWL REALTY ADVISORS INC, ITF	553,720
HARBOUR CENTRE COMPLEX LIMITED	340,953
HARDING FORKLIFT SERVICES LIMITED	383,475
HAWTHORNE MOUNTAIN VINEYARDS	336,340
HEARTHSTONE PROPERTIES LIMITED	415,141
HEENAN BLAIKIE LLP	35,700
HENRY OF PELHAM FAMILY ESTATES	704,155
HERITAGE QUAY DEVELOPMENTS LIMITED	32,401
HERITAGE REALTY PROPERTIES LIMITED	180,265
HESTER CREEK ESTATE WINERY	1,044,027
HEWLETT PACKARD (CANADA) LIMITED	186,587

**BRITISH COLUMBIA LIQUOR DISTRIBUTION BRANCH**  
For the Fiscal Year Ended March 31, 2013

---

**Schedule of Payments (unaudited)**

<b>Supplier Name</b>	<b>Amount</b>
HI-BRIDGE CONSULTING CORP	330,101
HIGHWOOD DISTILLERS LIMITED	2,666,151
HILL'S LIQUERE (NORTH AMERICA) INC	191,104
HILTON VANCOUVER METROTOWN	40,941
HIRAM WALKER & SONS LIMITED	1,711,098
HODGSON ELECTRIC INC	65,418
HODGSON FREIGHTWAYS LIMITED	49,046
HOG'S BREATH COFFEE CO LTD	52,803
HONEYWELL LIMITED	26,943
HORIZON WINES INC	686,018
HOULE ELECTRIC LIMITED	25,409
HOWARD NEMTIN & ASSOCIATES LIMITED	51,239
HOWE SOUND BREWING	2,371,393
HOYNE BREWING COMPANY LTD	1,204,082
HR MANAGEMENT CONSULTANTS LTD	25,150
HUGH & MCKINNON REALTY LTD IN TRUST	126,915
HWP WHISTLER'S MARKETPLACE LTD.	480,208
IBM CANADA LIMITED	513,522
ICON FINE WINE AND SPIRITS LTD	2,308,378
IGNITE TECHNICAL RESOURCES LTD	51,248
IN DEVELOPMENT CONSTRUCTION	174,598
INDEPENDENT DISTILLERS	1,062,015
INLAND KENWORTH	86,430
INN AT LAUREL POINT	25,467
INNISKILLIN OKANAGAN VINEYARDS INC	5,076,251
INNISKILLIN WINES INC	856,146
INSIGHT WEST MARKETING RESEARCH INC	81,312
INTEPLAST BAGS & FILMS CORPORATION	1,011,327
INTERNATIONAL CELLARS INC	7,513,262
INTERNATIONAL WEB EXPRESS	180,622
INTERURBAN DELIVERY SERVICE LIMITED	28,099
INVESTORS GROUP TRUST CO LIMITED	264,095
IREDALE GROUP ARCHITECTURE	148,564
IRON MOUNTAIN CANADA CORPORATION	42,942
IRONWOOD DEVELOPMENTS LIMITED	430,362
ISABELLA WINERY LTD	179,300
ISLAND SPIRITS DISTILLERY CORPORATION	110,797
JADE INVESTMENTS LIMITED	74,531
JAMES L PETERSON	34,731
JDA SOFTWARE CANADA LIMITED	127,335
JDK SIGN MAINTENANCE	62,257
JENSEN, O	56,425
JF HILLEBRAND CANADA INC	192,290
JH SHEREE & ASSOCIATES LTD	109,568
JNE RETAIL EQUIPMENT LIMITED	85,114
JOE BORRELLI INC	63,213
JOHN ALLEN BREWING CO LIMITED, THE	103,489

**BRITISH COLUMBIA LIQUOR DISTRIBUTION BRANCH**  
For the Fiscal Year Ended March 31, 2013

---

**Schedule of Payments (unaudited)**

<b>Supplier Name</b>	<b>Amount</b>
JOHN F KELLY & ASSOCIATES	742,399
JOIE VENTURES INC	68,237
JOVAN POCEKOVIC	50,294
JULIA SMITH	33,769
K2 CONTRACTING LTD	39,794
KAM KWAN SING	518,820
KAMLOOPS POWDER COATINGS	77,477
KELLAND FOODS HOLDINGS LIMITED	177,020
KEN MAYER STUDIOS	216,447
KENWAY INTERNATIONAL TRADING LIMITED	3,199,708
KEVINGTON BUILDING CORP	444,288
KING DAY TRADING LIMITED	37,342
KING'S CROSS SHOPPING CENTRE	286,708
KINGSGATE MALL LP	355,271
KIRKWOOD GROUP, THE	3,150,686
KIS CONSULTING LIMITED	53,152
KITTLING RIDGE LIMITED	459,564
KOBAIR HOLDINGS LIMITED	58,106
KONSTANT	94,434
KOST KLIP MANUFACTURING LTD	26,604
KPMG	245,181
KROMBACHER BRAUEREI	287,733
LA BRASSERIE MCAUSLAN INC	1,093,343
LABATT BREWERIES OF CANADA	18,375,319
LAKE VIEW CREDIT UNION	80,168
LANDMARK SELECTIONS LIMITED	9,049,805
LAWREN MONETA CULINARY MEDIA	46,856
LEADON TRAINING SOLUTIONS INC.	35,014
LEAVITT MACHINERY	109,770
LEGACY BRAND MANAGEMENT INC	37,380
LEVELTON CONSULTANTS LIMITED	67,439
LGA CONSULTING INC	56,115
LIBER GROUP INC	30,499
LIBERTY MERCHANT COMPANY INC	2,339,200
LIBERTY SPECIALTY IMPORTS INC	347,153
LIFFORD WINE & SPIRITS INC	4,123,065
LIGHTHOUSE BREWING COMPANY INC	5,156,097
LIMESTONE LEARNING SOLUTIONS	115,031
LIQUID ART FINE WINES	728,560
LIQUOR CONTROL BOARD OF ONTARIO	35,930
LOCKE PROPERTY MANAGEMENT IN TRUST	60,208
LONE TREE CELLARS	309,032
LONGWOOD BREW PUB LIMITED	250,872
LOON PROPERTIES INC	519,410
LORENZ AGAVE SPIRITS	56,907
LOWRY SALES BC LIMITED	27,965
LULU ISLAND WINERY LTD	1,447,392

**BRITISH COLUMBIA LIQUOR DISTRIBUTION BRANCH**  
For the Fiscal Year Ended March 31, 2013

---

**Schedule of Payments (unaudited)**

<b>Supplier Name</b>	<b>Amount</b>
LUXURY LIQUOR	86,103
LYNN VALLEY SHOPPING CTR	460,147
MAAST PROPERTIES & INVESTMENTS LIMITED	36,390
MACKENZIE VENTURES LIMITED	55,815
MAGNOTTA CORPORATION	86,728
MAGNUM CONSULTANTS LIMITED	200,271
MAISON DES FUTAILLES	358,851
MAISON MOMMESSIN	31,869
MALINDA DISTRIBUTORS INC	120,828
MAPLE LEAF PROPERTY MGMT	369,418
MARCUS VON ALBRECHT / VON ALBRECHT & ASSOC.	133,583
MARINER SQUARE LIMITED PARTNERSHIP	283,840
MARK ANTHONY GROUP INC	87,440,196
MARKAT WINES LTD	119,061
MARQUIS WINE CELLARS	308,241
MARRAM FINE WINES LIMITED	416,530
MARTELLO PROPERTY SERVICES INC IN TRUST #2	48,916
MCCLELLAND PREMIUM IMPORTS	691,981
MEAGHERS DISTILLERY LIMITED	2,452,102
MESA HOLDINGS	33,961
METAFORE TECHNOLOGIES INC	254,780
METRO MOTORS LIMITED	72,786
MEYERS NORRIS PENNY LLP	63,622
MICROSERVE BUS COMP SERV LTD	183,468
MICROSOFT CANADA INC	665,658
MID ISLAND CONSUMER SERVICE CO-OPERATIVE	40,023
MILL BAY CENTRE	132,836
MINISTER OF FINANCE	14,509,296
MISSION SPRINGS DEVELOPEMENTS LIMITED	39,391
MITCHELL PRESS LIMITED	1,145,197
MJS BEVERAGE CONCEPTS INT'L	1,852,589
MOLSON CANADA 2005	55,402,987
MONDIA ALLIANCE CANADA INC	157,697
MOON CURSER VINEYARDS	59,484
MOON UNDER WATER BREWERY LTD, THE	97,534
MORGUARD REAL ESTATE INVESTMENT TRUST	256,840
MORRIS & DEBORAH KROMHOUT	55,597
MOUNTAIN PACIFIC PROPERTIES LIMITED	97,258
MSR	77,586
MT BEGBIE BREWING COMPANY LIMITED	1,701,101
MT BOUCHERIE ESTATE WINERY	95,449
NATHAN FONG & ASSOCIATES	36,604
NEC CANADA INC	607,096
NELSON & DISTRICT CREDIT UNION	54,693
NELSON BREWING COMPANY, THE	2,444,327

**BRITISH COLUMBIA LIQUOR DISTRIBUTION BRANCH**  
**For the Fiscal Year Ended March 31, 2013**

---

**Schedule of Payments (unaudited)**

<b>Supplier Name</b>	<b>Amount</b>
NETWORK AGENCY LTD	78,862
NEW WORLD WINES	529,831
NEWFOUNDLAND LABRADOR LIQUOR CORPORATION	867,811
NEWPORT PROPERTY MANAGEMENT IN TRUST	238,341
NK'MIP CELLARS INC	2,520,035
NON DRINKS TO GO INC	27,650
NOORT INVESTMENTS	77,051
NORTH LANGLEY SHOPPING CENTRE LIMITED	217,263
NORTH POINT CONSULTING GROUP LTD	92,442
NORTHAM BREWERY LP	12,412,210
NORTHAM MANAGEMENT LIMITED	735,776
NORTHERN GIFTS LIMITED	346,962
NORTHILLS SHOPPING CENTRE	213,738
NORTHWEST WASTE SOLUTIONS INC	40,512
NOSEWORTHY IMPORTS LIMITED	51,171
NWA REALTY ADVISORS (FERNIE) LTD.	83,118
OKANAGAN CRUSH PAD WINERY	69,827
OKANAGAN SPIRITS INC	510,992
OKANAGAN SPRING BREWERY LIMITED	100,826,104
OLD YALE BREWING CO LIMITED	178,992
OMEGA TRADING GROUP LIMITED	36,608
OMNI FACILITY SERVICES CANADA LIMITED	154,347
ONE WEST HOLDINGS LTD	152,749
ONNI DEVELOPMENT (IOCO ROAD) CORP.	280,803
ONNI PROPERTY MANAGEMENT SERVICES LTD.	526,021
ORACLE CANADA ULC	1,027,820
ORSYP SOFTWARE INC.	215,712
ORWAK USA LLC	206,484
OSOYOOS LAROSE	1,162,471
OVERWAITEA FOOD GROUP LP	134,627
PACIFIC BREEZE WINERY LTD	625,723
PACIFIC CARBON TRUST	107,464
PACIFIC NORTHERN GAS LIMITED	43,620
PACIFIC PALLET LIMITED	857,892
PACIFIC WESTERN BREWING COMPANY	37,038,122
PACIFIC WINE & SPIRITS INC.	3,828,220
PADDOCK WOOD BREWING	45,092
PAINTED ROCK ESTATE WINERY LTD	187,303
PALADIN SECURITY GROUP LTD	2,148,394
PARADISE RANCH WINES CORP	462,767
PARALLEL 49 BREWING COMPANY LTD	1,452,960
PARK ROYAL SHOPPING CENTRE HOLDINGS LTD	616,145
PARTNERS REIT - EVERGREEN CENTRE HOLDINGS CORP	109,936
PATAGONIA IMPORTS LTD	754,678
PATRICIA HOTEL VANCOUVER	38,787
PATRON SPIRITS LIMITED, THE	134,516
PAULANER BRAUEREI GMBH & CO KG	132,265

**BRITISH COLUMBIA LIQUOR DISTRIBUTION BRANCH**  
For the Fiscal Year Ended March 31, 2013

---

**Schedule of Payments (unaudited)**

<b>Supplier Name</b>	<b>Amount</b>
PEACOCK & MARTIN	403,060
PEMBERTON DISTILLERY INC	29,389
PENINSULA VILLAGE SHOPPING CENTRE LTD	314,246
PEREGRINE PLASTICS & SCREEN PRINTING	79,663
PERFORMANCE PAINTING & DECORATING	140,007
PERSEUS WINERY & VINEYARDS	62,627
PERSONAL PROFILE INTERNATIONAL	61,143
PETER MIELZYNSKI AGENCIES LIMITED	15,967,440
PHH VEHICLE MANAGEMENT - T10083	109,816
PHILIPPE DANDURAND WINES LIMITED	6,740,233
PHILLIPS BREWING CO	14,527,143
PHILLIPS PRODUCTS CO LLC	1,720,864
PILLITTERI ESTATES WINERY	159,663
PINE CENTRE HOLDINGS INC.	144,664
PINNACLE INTERNATIONAL REALTY GROUP II INC	533,417
PLAN B BREWING CO	111,483
POPLAR GROVE WINERY	74,697
PR BRIDGE SYSTEM LTD	66,912
PREMIER BRANDS LIMITED	2,961,291
PREMIUM BEER COMPANY, THE	2,839,373
PRESTIGE WINE GROUP	297,733
PRICE WATERHOUSE COOPERS LLP	56,000
PRIME LEARNING GROUP, INC.	25,010
PROJECT MANAGEMENT CENTRE OF EXCELLENCE INC	39,052
PROLIFT EQUIPMENT LIMITED	69,444
PROQUIP ON-SITE DIESEL REFUELING LTD	182,265
PROSPERO INTERNATIONAL REALTY INC.	785,131
PUBLIC SERVICE LONG TERM DISABILITY FUND	4,655,340
PUBLIC SERVICE PENSION PLAN	21,497,695
PURPLE VALLEY IMPORTS INC	314,891
QINGHUA INTL TRADE DEVELOPMENT CORP	400,379
QUAFF WINES & SPIRITS	31,591
QUAILS' GATE ESTATE WINERY LIMITED	2,234,246
QUARTECH SYSTEMS LIMITED	53,917
QUEST SOFTWARE, CANADA	54,523
R&B BREWING INC	1,218,933
R&H CREEKSIDE	245,833
RACINE WINE IMPORTS	124,122
RADIUM MOTORS LIMITED	58,445
RADONS BROS FARMS LIMITED	111,087
RAIN CITY BRANDS INC	358,614
RANDSTAD TECHNOLOGIES	145,816
RARE DRAMS DISTRIBUTORS INC	69,645
REALCOM ADVISORS INC	336,494
RECEIVER GENERAL FOR CANADA	354,653,058
RED DOG WINE & SPIRITS LTD	473,132



**BRITISH COLUMBIA LIQUOR DISTRIBUTION BRANCH**  
**For the Fiscal Year Ended March 31, 2013**

---

**Schedule of Payments (unaudited)**

<b>Supplier Name</b>	<b>Amount</b>
RED RIVER PACKAGING PRODUCTS	210,504
RED ROOSTER WINERY	3,977,555
RENAISSANCE WINE MERCHANTS LIMITED	2,131,798
REVELSTOKE LAND & DEVELOPMENT CO LTD	135,739
RFS CANADA	27,290
RG DUNN ELECTRICAL SERVICES (KAMLOOPS) LTD	28,830
RGIS CANADA ULC	44,808
RHINO PRINT SOLUTIONS INC	379,339
RICHMOND PROPERTY GROUP	494,995
RICOH CANADA INC	39,911
RIVERBEND METAL (1997) CORP	91,441
RKZ CONSULTING LTD	44,722
ROAD 13 VINEYARDS	1,444,364
ROBERT OATLEY VINEYARDS	98,462
ROCKSOLID LANDSCULPTING	39,399
ROCKTENN CONTAINER CANADA, LP	146,551
ROCKY MOUNTAIN TRANSPORT LTD	28,206
ROGERS	36,373
ROOFTOP CELLARS LIMITED	729,260
RURAL STORES LIMITED	138,648
RUSSELL BREWING CO LIMITED	4,162,692
RUTH SINGER INVESTMENT LIMITED	180,118
S.i. SYSTEMS C9565C	161,694
SAFFIRE WINES LIMITED	159,118
SAN NICOLA HOLDINGS INC	253,337
SANDRA M FIKUS	44,333
SAZERAC DISTILLERS OF CANADA INC	1,300,690
SAZERAC OF CANADA INC	3,826,599
SCHENLEY DISTILLERIES INC	863,944
SCHILLER ENTERPRISES LIMITED	93,373
SCHONMARKE ESTATE WINES	63,750
SD 5 VENTURES LIMITED	100,857
SEACOVE GROUP INC, THE	778,982
SEBUCOM INTERNATIONAL CORP	153,209
SECURITY GROUP (VICTORIA)	54,796
SELECT WINE MERCHANTS LIMITED	17,133,258
SERENDIPITY WINE COMPANY	288,610
SERGUEI ORLOV\ OST TRADING	134,964
SERVICES LOGIMETHODS INC.	98,246
SHAPE PROPERTY MANAGEMENT CORP	171,152
SHEARDOWN'S FOODLINER LIMITED	34,222
SHEARWATER MARINE LTD	40,291
SHI CANADA ULC	38,871
SHOPPERS CORNER LIMITED	298,767
SHUSWAP LAKE BREWING COMPANY	52,840
SHUSWAP PARK HOLDINGS LIMITED	152,526
SIMAY INVESTMENTS LIMITED	45,291

**BRITISH COLUMBIA LIQUOR DISTRIBUTION BRANCH**  
For the Fiscal Year Ended March 31, 2013

---

**Schedule of Payments (unaudited)**

<b>Supplier Name</b>	<b>Amount</b>
SIMMER FINE WINE & SPIRITS INC	63,731
SNOWBALL TRUCKING & EQUIPMENT INC.	33,502
SOFTCHOICE CORPORATION	37,878
SOPHIE INVESTMENTS INC	309,725
SOURCE DISPLAY INC	351,064
SOURCE FLOOR & SPECIALTIES INC	29,923
SPARKLE CONSULTING SERVICES LTD	44,661
SPERLING VINEYARDS	45,876
SPICERS CANADA LIMITED	45,801
SPINNAKERS BREW PUB INC	386,987
STAG'S HOLLOW WINERY & VINEYARD	155,511
STANDARD LIFE ASSURANCE COMPANY OF CANADA	626,137
STANLEY SECURITY SOLUTIONS CANADA CORP	35,256
STATEWOOD PROPERTIES LIMITED	108,573
STEAM WHISTLE BREWING	1,506,588
STERLING MANAGEMENT SERVICES LTD	212,606
STILE ENTERPRISES LIMITED	4,413,176
STONEBOAT VINEYARDS LTD	60,261
STORM BREWING LIMITED	353,287
SUMAC RIDGE ESTATE WINERY LIMITED	6,731,941
SUMMERHILL ESTATE WINERY	422,131
SUMMIT BROOKE CONSTRUCTION CORP	5,410,272
SUMMIT FINE WINES COMPANY	1,378,262
SUNNY MARKETING INC	54,985
SUNNYCREST MANAGEMENT LTD.	164,888
SUPER CLEANING SERVICES	25,872
SUPERIOR PROPANE INC	32,349
SYCORP ENVIRONMENTAL INC	75,220
TALBOT MARKETING	32,655
TANNIN FINE WINES LIMITED	37,009
TE SALES INCORPORATED	143,528
TEEMA SOLUTIONS GROUP INC	190,225
TEEPEE HANDICRAFTS LIMITED	151,275
TEK SYSTEMS CANADA INC	219,393
TEKARA ORGANIZATIONAL EFFECTIVENESS INC	27,552
TELUS COMMUNICATIONS COMPANY	234,300
TELUS MOBILITY	89,845
TELUS SERVICES INC	84,672
TENDER RETAIL INC	43,156
TERRAROSA IMPORTS INC	586,448
TESSLER & STEIN	34,977
THAT'S LIFE GOURMET LIMITED	326,653
THE WINE GROUP	5,104,770
THIBODEAU ARCHITECTURE AND DESIGN	173,797
THINK COMMUNICATIONS INC.	114,362
THOMAS ROBERT AGENCY, THE	170,763
THORNHAVEN ESTATE WINERY	25,052

**BRITISH COLUMBIA LIQUOR DISTRIBUTION BRANCH**  
**For the Fiscal Year Ended March 31, 2013**

---

**Schedule of Payments (unaudited)**

<b>Supplier Name</b>	<b>Amount</b>
TIDAL MULTIMEDIA INC.	314,926
TIER 5 SYSTEMS LTD	387,072
TIN WHISTLE BREWING CO, THE	449,938
TINHORN CREEK VINEYARDS LIMITED	700,676
TOP NOTCH COMMERCIAL REPAIRS	44,303
TOTAL GRAPHICS INC	230,491
TOWNSHIP 7 VINEYARDS AND WINERY LTD.	211,040
TOWNSHIP OF ESQUIMALT	28,902
TOWNSITE BREWING INC.	561,253
TRAIL BAY PROPERTIES LIMITED	128,631
TRANS CANADA LABELS	30,354
TRANSLINK REVENUE MANAGEMENT DEPT	114,153
TRANSPACIFIC REALTY ADVISORS ITF CALIDO ENTERPRISES LTD	226,867
TRANSWORLD MANAGEMENT LTD	63,321
TREASURY WINE ESTATES CANADA INC.	11,388,414
TREEN SAFETY (WORKSAFE) INC	40,335
TRIALTO WINE GROUP LIMITED	3,066,319
TRICOR TRANSPORTATION INC.	219,424
TRILLIUM BEVERAGE INC	843,238
TRIOVEST REALTY ADVISORS INC.	276,684
TRUE BLUE WIRE PRODUCTS	71,909
TRUE NORTH COMMERCIAL LP (CORONATION MALL)	35,094
TUFF CITY BREWING LTD	532,850
UNISOURCE CANADA INC	124,075
UNITED DISTRIBUTORS OF CANADA	1,012,220
UNIVERSITY MARKET PLACE DEVELOPMENT PARTNERSHIP	150,462
URBAN DISTILLERIES INC	135,519
VALEMOUNT HOLDINGS LIMITED	31,018
VALENTINA'S HOLDING CO LIMITED	51,731
VAN KAM FREIGHTWAYS LIMITED	8,113,482
VANCOUVER CONVENTION CENTRE	27,210
VANCOUVER ISLAND BREWING COMPANY	8,663,020
VANCOUVER NEOLITE LTD.	209,370
VANRICK CORPORATION LIMITED	1,190,648
VARGAS HOLDINGS CO LIMITED	43,946
VELOSUS SOLUTIONS INC	1,270,021
VENDEMMIA CONSULTING GROUP INC	239,805
VESCOR BEVERAGES INC	33,543
VFB ACOUSTICS LIMITED	28,478
VICTOR PROJECTS LIMITED	389,022
VICTORIA SPIRITS	196,528
VIKAS ENTERPRISES LTD	72,414
VINCOR INTERNATIONAL INC	86,542,350
VINEQUEST WINE PARTNERS GP LTD	63,801
VINO ALLEGRO WINE IMPORTS INC	530,181
VINTAGE CORKS	814,677

**BRITISH COLUMBIA LIQUOR DISTRIBUTION BRANCH**  
For the Fiscal Year Ended March 31, 2013

---

**Schedule of Payments (unaudited)**

<u>Supplier Name</u>	<u>Amount</u>
VINTAGE WEST WINE MARKETING INC	1,958,596
VISUAL VERIFICATION SYSTEMS INC	615,249
VOYANT SOLUTIONS CANADA	56,865
WAGLISLA FREIGHT LIMITED PARTNERSHIP	94,973
WAJAX INDUSTRIES LIMITED	57,417
WALDORF WINE GROUP INC	1,030,818
WARRINGTON PCI MANAGEMENT	214,293
WARRINGTON PCI MANAGEMENT ITF	308,227
WEMBLEY MALL	153,350
WERNER SMITH MECHANICAL INC	273,007
WESBROOK PROPERTIES	140,850
WESCO DISTRIBUTION CANADA LP	50,964
WESGROUP PROPERTIES LP	194,461
WESTERN SALES LIMITED	57,399
WESTLO FINANCIAL CORP	506,651
WESTMARK	101,920
WHITEHALL AGENCIES INC	627,611
WHITEHAVEN WINE COMPANY LTD	164,340
WILD GOOSE VINEYARDS & WINERY	51,256
WILLIAM GRANT & SONS	2,685,390
WINDJAMMER INVESTMENTS LIMITED	43,375
WINE COUNTRY WELCOME CENTRE INC	53,688
WINE PLUS	58,339
WINE RHAPSODY MUSIC TO YOUR MOUTH	32,300
WINEQUEST WINE & SPIRIT	120,849
WINERUNNERS INC	35,696
WIS INTERNATIONAL	39,467
WOLF BREWING COMPANY	200,198
WOOREE TRADING LTD	510,807
WORKSAFE BC	2,787,284
WPCG	453,068
WPS DISASTER MANAGEMENT SOLUTIONS LTD.	48,367
WRAY & NEPHEW CANADA LIMITED	1,959,303
XEROX CANADA LTD	852,535
YUKON SHINE DISTILLERY	26,048
	<u>2,048,507,749</u>
Amounts under \$25,000	4,742,668
Total supplier payments	<u>2,053,250,417</u>

**BRITISH COLUMBIA LIQUOR DISTRIBUTION BRANCH**  
For the Fiscal Year Ended March 31, 2013

---

**Schedule of Payments (unaudited)**

<b>Ministry of Finance - Corporate Purchasing Card</b>	
A & B PARTY TIME RENTAL	27,423
AIR CAN	30,487
GLOBAL KNOWLEDGE NETWORK	36,676
MAXX IMAGES INC.	35,967
MICROSERVE	28,653
Supplier Payments over \$25,000	159,205
Payments to Suppliers < \$25,000	556,840
<b>Total for Ministry of Finance - Corporate Purchasing Card</b>	<b>\$ 716,045</b>
(Included in Ministry of Finance total of \$14,509,296)	

**Payment to Suppliers Reconciliation (unaudited)**

<b>Total of aggregate payments exceeding \$25,000 paid to suppliers</b>	2,048,507,749
<b>Consolidated total of payments of \$25,000 or less paid to suppliers</b>	<u>4,742,668</u>
<b>Total payments to suppliers</b>	2,053,250,417
<b>Reconciling items:</b>	
Employee related payments	130,898,990
Non-cash operating expenses	180,517,448
Supplier payments not included in operating expenses	(6,531,454)
Third party remittances	(510,113,960)
Change in balance sheet accounts	(19,030,043)
Other	8,024,760
	<u>1,837,016,158</u>
<b>Total per Statement of Revenue and Expenditure</b>	
Cost of Goods Sold	1,540,783,369
Operating Expenses	296,232,789
	<u>1,837,016,158</u>
<b>Variance</b>	<u>\$ -</u>

*Prepared under the Financial Information Regulation, Schedule 1, subsection 7(1)*

**BRITISH COLUMBIA LIQUOR DISTRIBUTION BRANCH**  
For the Fiscal Year Ended March 31, 2013

---


**Statement of Payments for Grants and Contributions**

BC Liquor Distribution Branch paid \$36,788 to various municipalities for fees in lieu of business licenses.

*Prepared under the Financial Information Regulation, Schedule 1, subsection 7(2)*

**Statement of Financial Information Approval**

The undersigned, as authorized by the Financial Information Regulation, Schedule 1, subsection 9(2), approves all the statements and schedules included in this Statement of Financial Information, produced under the *Financial Information Act*.



for

\_\_\_\_\_  
Roger M. Bissoondatt, CMA, CA,  
Chief Financial Officer  
September 30, 2013