

BC LIQUOR DISTRIBUTION BRANCH

FINANCIAL CALENDAR (REVISED)

FISCAL YEAR 2018-2019 ACCOUNTING PERIODS

PERIOD 1

	S	M	T	W	T	F	S
APR	1	2	3	4	5	6	7
	8	9	10	11	12	13	14
	15	16	17	18	19	20	21
	22	23	24	25	26	27	28

Period End: Apr 28, 2018

CUR 28 (29) YTD 28 (29)

PERIOD 2

	S	M	T	W	T	F	S
MAY	29	30					
			1	2	3	4	5
	6	7	8	9	10	11	12
	13	14	15	16	17	18	19
	20	21	22	23	24	25	26
	27	28	29	30	31	1	2

Period End: Jun 02, 2018

CUR 35 (35) YTD 63 (64)

PERIOD 3

	S	M	T	W	T	F	S
JUN	3	4	5	6	7	8	9
	10	11	12	13	14	15	16
	17	18	19	20	21	22	23
	24	25	26	27	28	29	30

Period End: Jun 30, 2018

CUR 28 (28) YTD 91 (92)

PERIOD 4

	S	M	T	W	T	F	S
JUL	1	2	3	4	5	6	7
	8	9	10	11	12	13	14
	15	16	17	18	19	20	21
	22	23	24	25	26	27	28

Period End: Jul 28, 2018

CUR 28 (28) YTD 119 (120)

PERIOD 5

	S	M	T	W	T	F	S
AUG	29	30	31				
			1	2	3	4	
	5	6	7	8	9	10	11
	12	13	14	15	16	17	18
	19	20	21	22	23	24	25
	26	27	28	29	30	31	1

Period End: Sep 01, 2018

CUR 35 (35) YTD 154 (155)

PERIOD 6

	S	M	T	W	T	F	S
SEP	2	3	4	5	6	7	8
	9	10	11	12	13	14	15
	16	17	18	19	20	21	22
	23	24	25	26	27	28	29

Period End: Sep 29, 2018

CUR 28 (28) YTD 182 (183)

PERIOD 7

	S	M	T	W	T	F	S
OCT	30						
		1	2	3	4	5	6
	7	8	9	10	11	12	13
	14	15	16	17	18	19	20
	21	22	23	24	25	26	27

Period End: Oct 27, 2018

CUR 28 (28) YTD 210 (211)

PERIOD 8

	S	M	T	W	T	F	S
NOV	28	29	30	31			
					1	2	3
	4	5	6	7	8	9	10
	11	12	13	14	15	16	17

Period End: Nov 24, 2018

CUR 28 (28) YTD 238 (239)

PERIOD 9

	S	M	T	W	T	F	S
DEC	25	26	27	28	29	30	
							1
	2	3	4	5	6	7	8
	9	10	11	12	13	14	15
	16	17	18	19	20	21	22

Period End: Dec 29, 2018

CUR 34 (34) YTD 272 (273)

PERIOD 10

	S	M	T	W	T	F	S
JAN	30	31					
			1	2	3	4	5
	6	7	8	9	10	11	12
	13	14	15	16	17	18	19
	20	21	22	23	24	25	26

Period End: Jan 26, 2019

CUR 27 (27) YTD 299 (300)

PERIOD 11

	S	M	T	W	T	F	S
FEB	27	28	29	30	31		
						1	2
	3	4	5	6	7	8	9
	10	11	12	13	14	15	16
	17	18	19	20	21	22	23

Period End: Mar 02, 2019






CUR 35 (35) YTD 334 (335)

PERIOD 12

	S	M	T	W	T	F	S
MAR	3	4	5	6	7	8	9
	10	11	12	13	14	15	16
	17	18	19	20	21	22	23
	24	25	26	27	28	29	30
							31

Period End: Mar 31, 2019

CUR 29 (28) YTD 363 (363)

-  - BCLS Closure
-  - Payroll Period End
-  - H.O. Holiday Closure
-  - Stat Holiday
-  - Designated paid holiday

CUR = Number of BCLS Business Days in current period (Previous Year's Business Days are in Brackets)

YTD = Number of BCLS Business Days Year-to-Date (Previous Year's Business Days are in Brackets)



**LIQUOR
DISTRIBUTION
BRANCH**